



## HOSPITAL BASED CANCER REGISTRY

(Partially supported by the National Cancer Registry Programme,  
Indian Council of Medical Research)

ANNUAL  
REPORT  
2014

## MALABAR CANCER CENTRE

THALASSERY, KANNUR DISTRICT, KERALA

(An autonomous centre under Government of Kerala)

[Partially supported by the National Cancer Registry Programme, ICMR]

MALABAR CANCER CENTRE - HBCC ANNUAL REPORT 2014



Published by  
**Malabar Cancer Centre**  
Thalassery, Kannur District  
Kerala, India - 670103  
[www.mcc.kerala.gov.in](http://www.mcc.kerala.gov.in)  
Phone: (+91) 0490 2355881  
August 2016



**MALABAR CANCER CENTRE**  
THALASSERY

**ANNUAL REPORT**  
**2014**

## **ACKNOWLEDGEMENT**

The Hospital Based Cancer Registry of Malabar Cancer Centre expresses its sincere thanks and gratitude to the following Institutions/Departments/Individuals for supporting and promoting the activities of the Registry.

1. Dr. Satheesan Balasubramanian, Director, Malabar Cancer Centre
2. National Cancer Registry Programme, Indian Council of Medical Research, Bangalore
3. Medical Records Division, MCC, Thalassery
4. Department of Radiation Oncology
5. Department of Clinical Hematology & Medical Oncology
6. Department of Pathology
7. Department of Surgical Oncology

## FROM DIRECTOR'S DESK



**M**alabar Cancer Centre (MCC) is an autonomous institution under Department of Health & Family Welfare, Government of Kerala. The centre established in 2001 at Thalassery with an aim to provide a quality treatment to the cancer patients in and around theregion. The development of the institution into an academic and research organization in past five years has been a tremendous achievement for the region disseminating benefit to a large section of population. Now patients not only from Kerala but from neighbouring states seek treatment at MCC. MCC established its Hospital Based Cancer Registry (HBCR) in 2010 with just two staff. Now it has a large population based cancer registry named Malabar Population Based Cancer Registry (MPBCR). It is my pleasure to present our HBCR Annual Report for the year 2014. This is the fifth Annual report after establishing the Hospital Based Cancer Registry in 2010. I may take the opportunity to congratulate the staff of the Department of Cancer Registry and Epidemiology for their team work. We are grateful and appreciative of the support of ICMR/NCRP for the completion of this report.

There are 4042 new cancer cases reported in the year 2014 of which 2140 males (52.9%) and 1902 females (47.2%). Like previous years lung is the leading site of cancer in males followed by mouth. Similarly in females breast is the leading site of cancer followed by cervix uteri. Apart from PBCR we can use this five years report also to understand the general trend and types of cancer in this region. Hope This report describes the extent and nature of the

cancer burden in this region and help in the formulation of cancer control activities.

The tobacco menace still looms over the population despite a presumed reduction in smoking tobacco. The impact of primary prevention activities related to tobacco will take many decades to show up the impact on the incidence of tobacco related cancer. Total proportion tobacco related cancer (TRC) relative to all sites is 51.4% and 18.3 % among males and females respectively. TRC with respect to all sites Lung cancer predominates (20.7%) among males, where as in females, it was mouth (5.5%). TRC with respect to specific site, among male it is Lung (40.1%) and among females it is mouth cancer (29.8%).

The major five leading cancers found in male were cancers of Lung (20.7%), Mouth (8.2%), Stomach (7.2%), Tongue (5.2%), Non-Hodgkin's Lymphoma (4.8%), and in females, they were Breast (31.5%), Cervix uteri (7.7%), Mouth (5.5%), Ovary (5.3%), Lung (4.4%). According to Broad group of treatment, among males, 36.8% received treatment only at RI and while, among females, it was 39.3%. The clinical extent of disease only at RI was regional in 56.4% in males and 65% in females

The system wise representation of cancers showed that head and neck cancers (total number 854, among them 66.7% were males and 33.3% were females) followed by digestive systems (total number-798, 62.5% were males, 37.5% females), breast (total number 607, 1.2% were males and 98.8% were females), respiratory system (total number-525, 84.2% males and 15.8% females) and hemato reticuloendothelial system (total number-366, 56.6% were males and 43.4%) forming the lineup.

The number of pediatric malignancies reported in MCC is less as the institution treats only pediatric hematological malignancies and a few solid tumors.

This report of HBCR is expected to bring out a picture on the incidence of cancer in the region and the pattern of presentation. Once again I thank Dr. Nandakumar, former Director-in charge, ICMR-NCRP for extending his invaluable support to us for taking forward the project and bringing out this report. I congratulate all staff of Department of Cancer Registry and Epidemiology under the stewardship of Dr. Saina Sunilkumar for such a great effort.

**SATHEESAN.B**  
DIRECTOR

**M**alabar Cancer Centre is an autonomous institution under Health and Family Welfare under Societies Registration Act XXI of 1860, and started its clinical activities from March 2001 onwards, providing the much-required oncology care to the population of Northern Kerala and other neighboring states.

Hospital based cancer registry, started functioning from 2011. Now we have successfully completed our five years report. The purpose of the hospital-based registry is to serve the needs of the hospital administration, the hospital's cancer programme, and above all, the individual patient. The establishment of individual hospital cancer registries is historically rooted in the belief that individual patients are better served through the presence of a registry. The orientation of a hospital registry is towards administrative and patient purposes. Within the hospital, a registry is often considered to be an integral part of the hospital's cancer programme or cancer care health delivery system. One of the functions of a hospital registry is to produce an annual report to the hospital administration on the cancer activities that have taken place during the year and to document things such as the cancer burden borne by the hospital.

I, am glad to present our fifth annual report along with the consolidated five year report from 2010-2014. This was attained due to the support and guidance rendered by our Director. We owe our sincere thanks to former ICMR-NCRP, Director in -charge, Dr.A.Nandakumar, for the encouragement and technical support. So, also the entire staff of registry, who have stood like pillar accepting and overcoming all challenges put forth.

Sincerely,

**Dr.Saina Sunilkumar**  
Head of the Department-(I/C)



## TABLE OF CONTENTS

Sl. No	Contents	Page No
<b>I</b>	<b>INTRODUCTION</b>	
1	Malabar Cancer Centre	<b>07</b>
2	Organizations	<b>07</b>
3	Departments & Divisions	<b>09</b>
4	Faculty	<b>11</b>
5	Department of Cancer Registry	<b>13</b>
6	Hospital Based Cancer Registry	<b>14</b>
7	National Cancer Registry Programme	<b>16</b>
8	Patterns of Patient Registration	<b>18</b>
9	Summary of Results	<b>19</b>
10	Magnitude of Total Cancers	<b>19</b>
11	Tobacco Related Cancers	<b>20</b>
12	Leading Site of Cancers	<b>23</b>
<b>II</b>	<b>Diagnostic, Clinical &amp; Demographic Details</b>	
1	Diagnostic Information	<b>26</b>
2	Clinical Information	<b>26</b>
3	Demographic Information	<b>29</b>
<b>III</b>	<b>Detailed Information –NCRP-ICMR Diagnostic, Clinical and Demographic</b>	
1	Diagnostic Information	<b>32</b>
2	Clinical Information	<b>38</b>
3	Demographic Information	<b>50</b>
<b>IV</b>	<b>Detailed Information-MCC-Habits, Systemwise and Staging</b>	
1	New/Old cases	<b>60</b>
2	Ten Leading Cancers- System wise	<b>60</b>
3	Alcohol Habits & System wise cancers	<b>61</b>
4	Panchewing Habits & System wise cancers	<b>61</b>
5	Smoking Habits & System wise cancers	<b>61</b>
6	Staging	<b>63</b>
7	Comparison of Performance Status	<b>64</b>
<b>V</b>	<b>Ten Leading Cancers- Irrespective of Sex</b>	
1	Breast Cancer	<b>65</b>
2	Lung Cancer	<b>69</b>
3.	Mouth Cancer	<b>73</b>
4	Stomach Cancer	<b>76</b>

5	Tongue Cancer	80
6	NHL Cancer	84
7	Rectum Cancer	88
8	Oesophagus Cancer	91
9	Cervix Cancer	95
10	Larynx	98
<b>VI</b>	<b>Childhood Cancers</b>	<b>102</b>
<b>VII</b>	<b>Scheduled Tribe Patients</b>	<b>103</b>
<b>VIII</b>	<b>Multiple Cancers</b>	<b>105</b>
<b>IX</b>	<b>Consolidated Report 2010-2014</b>	<b>113</b>
<b>X</b>	<b>Abbreviations</b>	<b>120</b>
<b>XI</b>	<b>References</b>	<b>120</b>

## INTRODUCTION

### MCC - A Comprehensive Cancer Centre in Northern Kerala

**M**alabar Cancer Centre, Thalassery (MCC) is an autonomous institution under Health and Family Welfare Department, Government of Kerala, started with an aim to establish a comprehensive cancer centre, providing the much-required oncology care to the population of Northern region of Kerala and neighboring parts of Karnataka and Tamilnadu states and Union Territory of Pondicherry(Mahe). The centre, situated in a beautiful hill top in Kodiyeri in ThalasseryMunicipality 5km away from town established in 2001 .The main objective of the Centre is not only to provide comprehensive cancer care but also to develop as a Research and Training Centre of International standards.. At present MCC has around 110 in-patient bed strength which is expected to be increased to 200+ in near future.

The institution is a tertiary cancer centre which renders its service to society with equal thrust on clinical and translational research, Education and Clinical oncological services. MCC is being developed as a postgraduate institute of oncology. The institution is in the process of developing and establishing a unique Clinical Research department to coordinate clinical research activities. It is our immense pleasure to disclose the research association MCC has

with School of Health Sciences, Kannur University, Centre for Electronic Materials Technology, Thrissur and P.S.Vaidhyarathnam Ayurveda College, Kottakkal, HTIC-Chennai, National cancer Grid which are expected to bring in revolutionary changes in the management of cancer. Malabar Cancer Centre has been recognized as Research Institute by Kerala University of Health Science.

The control and management of the Society are vested in the Governing Body consisting of 23 members with the Hon'ble Chief Minister of Kerala as the Chairman, Hon'ble Minister for Health as Vice Chairman and Hon'ble Minister for Power as Alternate Vice-Chairman. The routine activities and functions of the Centre are supervised by the Executive Committee, with the Secretary, Department of Health and Family Welfare, Government of Kerala, being the Chairman of the Committee. The members in the Governing Body and Executive Committee are functioning by virtue of their official positions. The institute has grown to have highly sophisticated facilities to provide cancer care. The hospital has very well trained staff, rendering cancer care to the needy.

## ORGANISATION

Governing Body (GB): The Governing Body of the Society consists of 23 members.

1	<b>Chairman</b>	<b>Chief Minister of Kerala</b>
2	Vice-Chairman	Minister for Health & FW, Kerala
3	Alternate Vice-Chairman	Minister for Electricity, Kerala
4	Member	Secretary, Department of Finance, Kerala
5	Member	Secretary, Department of Power, Kerala
6	Member	District Medical Officer, Kannur
7	Member	Secretary, Department of Health & FW, Kerala
8	Member	An eminent Medical Scientist



9	Member	Secretary, Department of Science, Technology & Environment
10	Member	One nominee of the Ministry of Health, Government of India
11	Member	Principal, Medical College, Kozhikode
12	Member	Secretary- Planning & Economic Affairs Department, Kerala
13	Member	Director- Rajiv Gandhi Centre for Bio technology, Trivandrum
14	Member	Director of Medical Education, Directorate of Medical Education, Trivandrum
15	Member & Secretary to GB	Director, Malabar Cancer Centre, Thalassery
16	Member	M.L.A. of the Thalassery constituency
17	Member	President, District Panchayat, Kannur District
18	Member	Chairman, Thalassery Municipality, Thalassery
19	Member	A public man from North Malabar region (to be nominated by Government of Kerala)
20	Member	One Head of the department nominated from Malabar Cancer centre, Thalassery by the Government.
21	Member	One nominee of the Charitable Society established for rehabilitation and financial assistance for poor cancer patients
22	Member	Principal/Chief Executive Officer of Medical College, Pariyaram
23	Member	Director, Regional Cancer Centre, Trivandrum

## EXECUTIVE COMMITTEE

**Executive Committee (EC):** The Executive Committee shall be composed of;

1	Secretary, Department of Health & Family Welfare, Government of Kerala	Chairman
2	Secretary, Department of Power, Government of Kerala	Member
3	Secretary, Department of Finance, Government of Kerala	Member
4	Chairman, Thalassery Municipality	Member
5	A public man from North Malabar to be nominated by Government of Kerala	Member
6	Secretary, Department of Planning, Government of Kerala	Member
7	Director, Regional Cancer Centre, Trivandrum	Member
8	The Director, Malabar Cancer Centre, Thalassery	Member/Convener

## DEPARTMENTS & DIVISION

Sl No	Name of the Department	Divisions under the Department
1	Department of Radiation Oncology	<ul style="list-style-type: none"> <li>▶ Radiation Oncology Division</li> <li>▶ Radiation Physics Division</li> </ul>
2	Department of Imageology	<ul style="list-style-type: none"> <li>▶ For administrative purpose, this Department presently will be under Department of Radiation Oncology</li> </ul>
3	Department of Clinical Hematology and Medical Oncology	<ul style="list-style-type: none"> <li>▶ Clinical Hematology Division</li> <li>▶ Medical Oncology Division</li> <li>▶ Division of Medicine</li> <li>▶ Division of Pediatrics/Pediatric Oncology</li> </ul>
4	Department of Respiratory Medicine and Critical Care	<ul style="list-style-type: none"> <li>▶ For administrative purpose, this Department presently will be under Department of Clinical Hematology and Medical Oncology</li> </ul>
5	Department of Surgical Oncology	<ul style="list-style-type: none"> <li>▶ Surgical Oncology Division</li> <li>▶ Division of Rehabilitation Physiotherapy, Speech and Swallowing therapy</li> <li>▶ Division of Gynaecology/Gynaecologic Oncology</li> <li>▶ Clinical Nutrition and Dietetics</li> </ul>
6	Department of Clinical Laboratory Services and Translational Research	<ul style="list-style-type: none"> <li>▶ Oncopathology Division</li> <li>▶ Molecular Oncology Division</li> <li>▶ Biochemistry Division</li> <li>▶ Microbiology Division</li> <li>▶ Blood Bank and Transfusion Medicine Division</li> <li>▶ Genetics Division (including Cytogenetics)</li> </ul>
7	Department of Cancer Registry and Epidemiology	<ul style="list-style-type: none"> <li>▶ Cancer Registry and Epidemiology Division</li> <li>▶ Medical Records Division</li> <li>▶ Health Information Technology Division (Presently under Director)</li> <li>▶ Clinical Research and Biostatistics Division (Presently under Director)</li> </ul>
8	Department of Community Oncology	<ul style="list-style-type: none"> <li>▶ Community Oncology Division</li> <li>▶ Tobacco Cessation Division</li> </ul>
9	Department of Onco Anesthesiology	<ul style="list-style-type: none"> <li>▶ Onco Anesthesiology Division</li> </ul>
10	Department of Cancer Palliative Medicine	<ul style="list-style-type: none"> <li>▶ Psycho-Oncology and Clinical Psychology Division</li> <li>▶ Home Care Services Division.</li> </ul>
11	Department of Dentistry and Rehabilitation	<ul style="list-style-type: none"> <li>▶ Dentistry and Rehabilitation</li> </ul>
12	Department of Engineering and Maintenance	<ul style="list-style-type: none"> <li>▶ Engineering &amp; Maintenance</li> </ul>

13	Department of General Administration	<ul style="list-style-type: none"> <li>▶ General Administration Division</li> <li>▶ Hospital Administration</li> <li>▶ Academic Division &amp; Library and Information Science</li> <li>▶ Public Relations and Clinical Services Division</li> <li>▶ Accounts Division</li> <li>▶ Purchase/Store Division &amp; Pharmacy</li> <li>▶ Human Resources and Establishment Division</li> <li>▶ Security Division</li> </ul>
14	Department of Oncology Nursing	<ul style="list-style-type: none"> <li>▶ Nursing Services Division</li> </ul>

## FACULTY

Sl No	Name	Designation
<b>Department of Surgical Oncology</b>		
1	Dr.Satheesan.B	Professor, Director
2	Dr.Sajith Babu. T.P	Associate professor
3	Dr.Sampada Dessai	Associate professor
4	Dr. Adarsh D	Assistant professor
5	Dr.Nizamudeen.M.P	Lecturer
6	Dr. Dipin J	Assistant professor
7	Dr. Santhosh Kumar	Assistant Professor
<b>Department of Clinical Hematology and Medical Oncology</b>		
1	Dr. Chandran.K.Nair	Professor & HOD
2	Dr.Vineetha Raghavan	Assistant Professor
3	Dr. Manu Prasad	Senior Lecturer
4	Dr.Praveen Shenoy	Senior Lecturer
5	Dr. Jithin T K	Assistant Professor
6	Dr. Anju Radhakrishna Kurup	Lecturer
<b>Department of Radiation Oncology</b>		
1	Dr.Geetha.M	Associate Professor and HOD-I/C
2	Dr. Vinin.N.V	Assistant Professor
3	Dr.Joneetha Jones	Assistant Professor
4	Dr. Greeshma.K.E	Assistant Professor
5	Dr.Sanudev Sadanandan	Assistant Professor
6	Dr.Kiran.P	Assistant Professor
7	Dr. Shohaib	Assistant Professor
8	Dr. Jyothsna Jayaraj	Senior Lecturer
9	Dr. Senthilnathan	Additional Professor, Nuclear Medicine
10	Smt. Suja C A	Lecturer, Radiation Physics
11	Smt. Silpa Ajayakumar	Lecturer, Radiation Physics
12	Smt. Resmi.K. Bharathan	Lecturer, Radiation Physics
13	Smt. Soumya N M	Lecturer, Radiation Physics
<b>Department of Onco-Anesthesiology</b>		
1	Dr.Nived.K	Associate Professor
2	Dr.Nikhil Mohan	Lecturer
<b>Department of Clinical Laboratory Services and Translational Research</b>		
1	Dr. Sangeetha. K.Nayanar	Professor
2	Dr.Sithara Arvind	Assistant Professor
3	Dr. Ashwathy Krishnan	Assistant Professor

4	Dr.Kandathil Joseph Philip	Assistant Professor
5	Dr. Noushad	Assistant Professor
6	Dr.Mohandoss.M	Assistant Professor,Blood Bank and Transfusion Medicine Division
7	Dr. Sajini Samuel	Assistant Professor , Microbiology
8	Dr. Parthiban. R	Associate Professor , Microbiology
9	Dr. Gurfran Ahmed	Visiting Consultant, Microbiology
10	Dr. Deepak Roshan.V.G	Lecturer, Division of Genetics and Cytogenetics
11	Dr. Shanju Shankar	Assistant Professor, Biochemistry Division
<b>Department of Imageology</b>		
1	Dr.Satheesh Babu T.V	Associate Professor
2	Dr.Sarath.K.E	Lecturer
<b>Department of Cancer Palliative Medicine</b>		
1	Dr.Biji.M.S	Assistant Professor
<b>Department of Community Oncology</b>		
1	Dr.Neethu.A.P	Lecturer
2	Dr.Phinse M Philip	Lecturer
<b>Department of Cancer Registry and Epidemiology</b>		
1	Dr.Saina Sunil Kumar	Lecturer
2	Smt. Bindu T	Lecturer in Biostatistics
3	Sri. Ratheesan K	Lecturer in Biostatistics
4	Sri. Subhradev Sen	Lecturer in Biostatistics, Clinical Research and Biostatistics Division
<b>Department of Dentistry and Rehabilitation</b>		
1	Dr. Pramod Sankar.S	Associate Professor

## DEPARTMENT OF CANCER REGISTRY AND EPIDEMIOLOGY

Department of Cancer Registry and Epidemiology was established in the year 2010 and started Hospital Based Cancer Registry partially supported by National Cancer Registry Programme (ICMR), Bangalore. This is the Fifth Annual report of Hospital Based Cancer Registry. Funded project of NCRP/ICMR, Patterns of Care & Survival Studies in Breast, Cervix & Head & Neck cancers started in 2014. Also launched Malabar Population Based Cancer Registry on 1st January 2014 in the districts of Kannur, Kasaragod & Mahe (Two States- Kerala & Pondicherry) with the help of 8 field staffs – 4 social Investigators and 4 Data Collectors. There are three divisions under Department of cancer registry & Epidemiology.

<b>Cancer Registry Division</b>	
Dr. Saina Sunilkumar	Lecturer, HOD in charge
Smt. Bindu T	Lecturer in Biostatistics
Sri. Ratheesan.K	Lecturer in Biostatistics
Sri. Prachith K S	Coding Clerk
Smt. Rincy.K	Data Entry Operator
Smt. Sheena.E	Data Entry Operator
Smt. Nithya C.V	Coding Clerk
<b>Field Staff (Malabar Population Based Cancer Registry)</b>	
Smt. Deepthi.K	Social Investigator
Sri. Rince Mani	Social Investigator
Sri. Nijin. P	Social Investigator
Sri. Micheal Babu N B	Social Investigator
Miss.Rejisha.R	Data Collector
Sri. Muhammed Shafeer C K	Data Collector
Smt. Vipina K P	Data Collector
Smt. Binya Krishna C M	Data Collector
<b>Medical Records Division</b>	
Sri. Jayadev.G	Medical Records Officer
Miss. Indulekha M R	Medical Records Assistant
Miss.Nameetha S	Medical Records Attender

### **Cancer Registration [HBCR & PBCR]**

Cancer Registration is the process of systematically and continuously collecting information on malignant neoplasm reported. Broadly there are two types of cancer registries – Hospital Based (HBCR) and Population Based (PBCR). Cancer patterns vary not only throughout the world but also between different population Groups within the same country. Epidemiologic studies based on these help in knowing what are happening and what can be done about it. Cancer registries provide the needed information to undertake such investigations.

## **HOSPITAL BASED CANCER REGISTRY**

Hospital based cancer registries collect information of cancers reported in a given hospital, regardless of where that person with cancer resides. Hospital based registries help in assessing cancer patient care in a given hospital and aid in hospital administration including the individual hospital's cancer control programmes. Hospital registries help in planning and monitoring survival studies and clinical trials. Hospital registries contribute cases to the population based cancer registry in the area.

The cancer registry is an essential part of any rational programme of cancer control. Its data can be used in a wide variety of areas of cancer control ranging from etiological research, through primary and secondary prevention to health-care planning and patient care, so benefiting both the individual and society. The main objective of the cancer registry is to collect and classify information on all cancer cases in order to produce statistics on the occurrence of cancer in a defined population and to provide a framework for assessing and controlling the impact of cancer on the community. The collection of information on cancer cases and the production of cancer statistics are only justified, however, if use is made of the data collected. Cancer registry information may be used in a multitude of areas, and the value of the data increases if comparability over time is maintained. Cancer epidemiologists use their knowledge of the distribution of cancer in human populations to search for determinants of the disease.

The primary purpose of Hospital Based Cancer Registries is to contribute to patient care by providing readily accessible information on the patients with cancer, the treatment received and its results. The data is also used for clinical research and for epidemiological purposes. Hospital based cancer registries are concerned with recording of information on the cancer patients seen in a particular hospital (Isabel dos Santos Silva et al, 1999). Within the hospital, a registry is often considered to be an integral part of the hospital's cancer programme or health care delivery system.

## **FUNCTIONING OF HBCR**

The data abstraction and entry are done using the hospital files. The demographic data are collected and entered into the computer at the time of new patient registration at MCC and transfer to the core- pro forma of the National Cancer Registry Programme (NCRP) of Indian Council of Medical Research (ICMR). The data transfer of the ICMR Core pro forma- first part (demographic details) and second part (diagnostic treatment and follow up details) is entered using the ICMR software after retrieving case sheets from the MCC Medical Records division. All variables in the core pro forma except age and various dates are directly selected. The selection box contains all the codes along with their descriptions for each variable. Hence, this helps to avoid mistakes beyond the range of values for each variable. The selection box corresponding to the variable topography and morphology contains the third edition of international classification of diseases for oncology (ICD-O-3) and the international classification of diseases (ICD-10).

## **DATA PROCESSING ANALYSIS**

After abstraction, coding and data entry the data were sent to the coordinating unit of the NCRP of ICMR, Bangalore in an electronic format and the data was subjected to various range, consistency, unlikely combinations, and duplicate checks. Necessary corrections are done based on the error list of the cases sent by the coordinating unit and this report is generated.

## **ACTIVITIES**

### **Ongoing Projects:**

1. Hospital Based Cancer Registry(HBCR)
2. Population Based Cancer Registry (PBCR)
3. Patterns of Care & Survival Studies
4. Lifestyle and Cancer

### **Malabar Population Based Cancer Registry:**

The Malabar Population Based Cancer registry was launched in 2014 for three districts Kannur, Kasaragod and Mahe. Population-based cancer registries seek to collect data on all new cases of cancer occurring in a well-defined population. Usually, the population is that which is resident in a particular geographical region. As a result, and in contrast to hospital-based registries, the main objective of this type of cancer registry is to produce statistics on the occurrence of cancer in a defined population and to provide a framework for assessing and controlling the impact of cancer in the community.

### **Lifestyle and Cancer**

To assess the epidemiological evidence on diet and cancer and to make public health recommendations, the department started the project titled “Lifestyle and Cancer” in 2013. As Part of this project the department started new lifestyle registration at MCC. For the years 2013 and 2014, 7117 patients registered at lifestyle registration and among them 3795 (53.3%) were males and 3322(46.7%) were females.



# NATIONAL CANCER REGISTRY PROGRAMME

(INDIAN COUNCIL OF MEDICAL RESEARCH)

The Indian Council of Medical Research initiated a network of cancer registries across the country under the National Cancer Registry Programme (NCRP) in December 1981. This move followed the recognition that there was an urgent need for strengthening the existing cancer registries and organization of new cancer registries in different regions of the country.

**The programme was commenced with the following objectives:**

1. To generate reliable data on the magnitude and patterns of cancer – this would be based on morbidity and mortality rates including incidence rates according to gender, age and residence of the patient, anatomical site of cancer and proportion of histological type or microscopic confirmation for each site; pattern of different types of cancer according to relative proportions or ratios in various population sub-groups such as religion, language spoken, educational status; clinical stage of disease when patients come to hospital for treatment and where possible the nature of treatment received and outcome;
2. To undertake epidemiologic studies in the form of case control or cohort studies based on observations of registry data;
3. Provide research base for developing appropriate strategies to aid in National Cancer Control Programme; this would be in the form of planning, monitoring and evaluation of activities under this programme;
4. Develop human resource in cancer registration and Epidemiology.

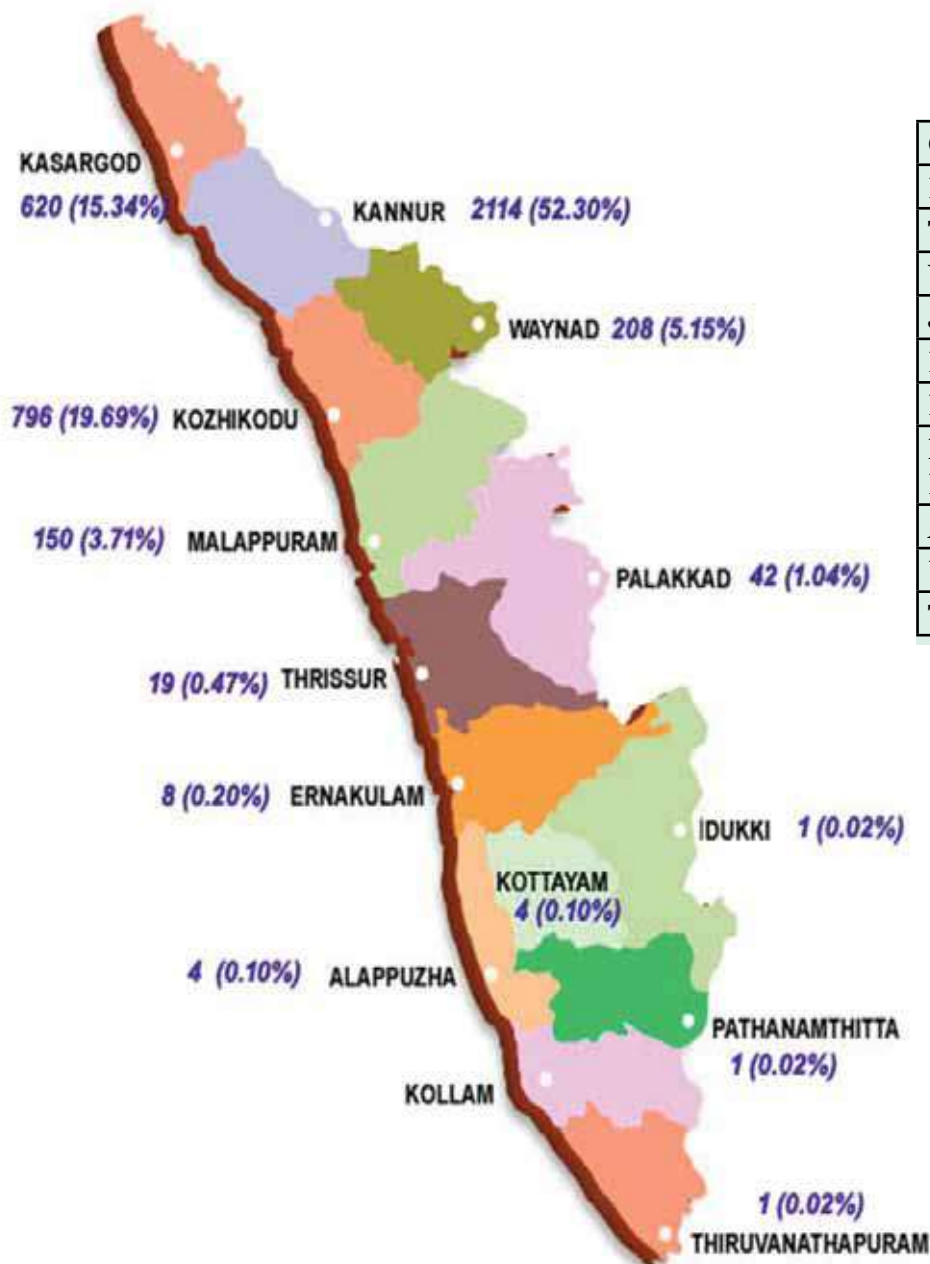


## Patterns of Patient Registration

Table 1: Pattern of patient registration

Type	Total
Malignant	4042
Non- Malignant	1963
<b>Total</b>	<b>6005</b>

### STATE/ DISTRICT WISE ATTENDANCE OF CANCER PATIENTS REPORTED IN 2014



Other States	
Karnataka	17
Tamilnadu	11
West Bengal	1
J & K	1
Lakshadweep	1
Pondicherry	38
Madhya Pradesh	1
Assam	1
Uttarakhand	1
<b>Total</b>	<b>72</b>

## SUMMARY OF RESULTS

A total of 4042 new patients were registered in 2014 and a definite rise in patient registration was noted in 2014, when compared to the previous years. Among them 2140(52.9%) were males and 1902(47.2%) were females.

Total proportion tobacco related cancer (TRC) relative to all sites is 51.4% and 18.3 among males and females respectively. TRC with respect to all sites Lung cancer predominates (20.7%) among males, where as in females, it was mouth(5.5%). TRC with respect to specific site, among male it is Lung (40.1%) and among females it is mouth cancer (29.8%)

The ten leading cancers found in male were cancers of Lung (20.7%), Mouth (8.2%), Stomach (7.2%), Tongue (5.2%), NHL (4.8%), Larynx (4.5%), Rectum (4.2%), Oesophagus (4.1%), Oropharynx(3.4%), and Prostate(3.3%), where as in females it was Breast (31.5%), Cervix uteri (7.7%), Mouth (5.5%), Ovary (5.3%), Lung(4.4%), Thyroid (3.6%), Rectum(3.4%), Oesophagus(3.3%), Stomach (3.2%), and Corpus Uteri (3.0%).

Based in different methods of diagnosis microscopically diagnosed was 84.7% in Males and 89.3% in Females and 73.3% had histology of primary in males and 83.7% in females. According to Broad group of treatment among males 36.8% received treatment only at RI and among females it was 39.3%. The clinical extent of disease (Treatment only at RI) was regional in 56.4% in males and 65% in females.

The system wise leading cancers wise leading cancers were, head and neck (854, 66.7% males and 33.3% females). The second was digestive organs (798, 62.5% males and 37.5% females). The third was Breast (607, 1.2% males and 98.8% females). The fourth leading was Respiratory system (525, 84.2% males and 15.8% females). The fifth leading was hemato RE (366, 56.6% males and 43.4% females). The sixth leading was Gynecological system (324), the seventh leading was Urinary Tract (94, 85.1% males and 14.9% females). The eighth leading was male genital organ (90), and ninth was skin (69, 69.6% males and 30.4% females). The tenth leading system was CNS (56, 58.9% males and 41.1% females). In 525 respiratory system cancer patients 43.6% were chronic smokers. In 798 digestive system, 8.4% were chronic alcoholic and in 854 head & neck-cancers, 21.4% had chronic pan chewing habit. Among hereditary cancers, 25.2% of colon cancer patients had family history of cancer.

The ten leading cancers irrespective of sex were recorded as Breast (15.01%), Lung (12.9%), Mouth (6.9%), Stomach (5.3%), Tongue (4.1%), NHL (3.9%), Rectum (3.8%), Esophagus (3.7%), Cervix (3.6%), and Larynx (2.6%) respectively. Among 28 (0-14 years) child hood cancers the leading cancers were Leukemia's (46.4%). Among 4042 patients 2768 (68.5%) were new cases and 1256 (31.1%) were old cases.

## RESULTS

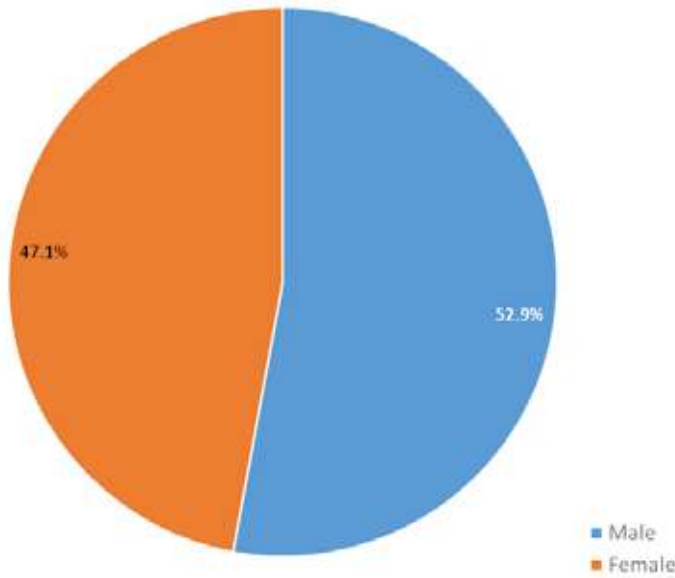
### Magnitude of Total Cancers

According to cancer registration in the Hospital Based Cancer Registry of MCC, Thalassery, Kannur during the year 2014, the number of cancer patients and their relative proportion according to sex and sex ratio percentage have been presented in Table 2 . The number of cancer patients recorded in the HBCR was 4042 [males 2140(52.9%) and females 1902(47.1%)]

**Table 2: Table Number(#) and Proportion(%) according to Sex and Sex Ratio Percent**

Male		Female		Sex Ratio	Total Cases
#	%	#	%		
2140	52.9	1902	47.1	112	4042

Proportion of Patients According to Sex



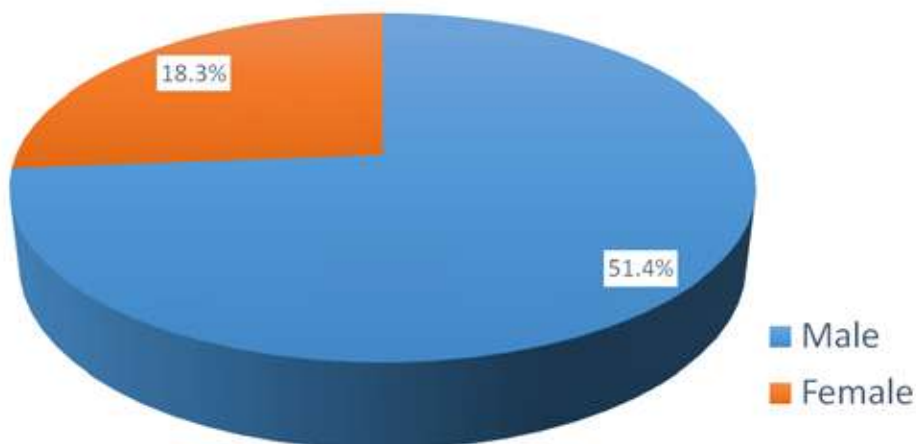
**Tobacco Related Cancers (TRC)**

Total proportion of tobacco related cancer (TRC) relative to all sites is 51.4% and 18.3% among males and females respectively. TRC with respect to all sites, lung cancer predominance (20.6%) among males, whereas females it is mouth (5.5%)]

**Table 3: Number and Proportion of Cancers associated with Use of Tobacco relative to all sites of Cancer**

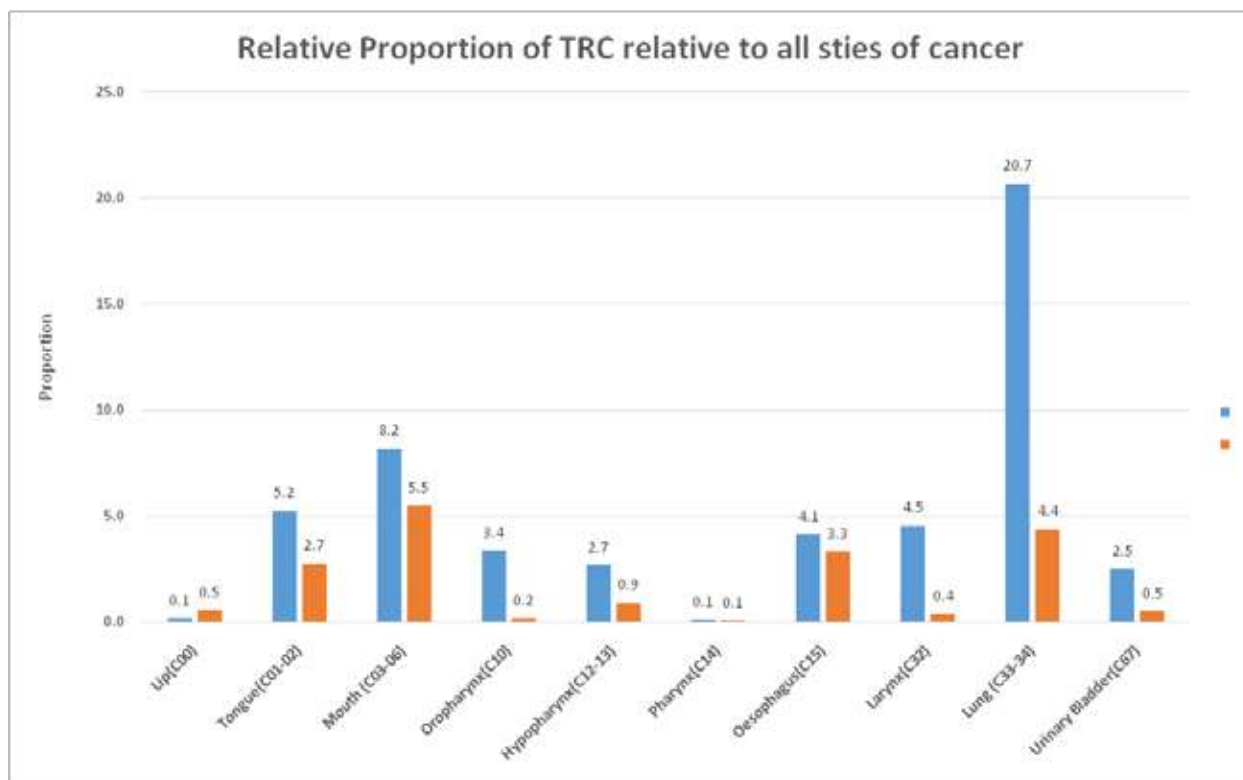
Males			Females		
All sites	#	%	All sites	#	%
2140	1101	51.4	1902	349	18.3

**Relative Proportion of Cancers Associated with use of Tobacco relative to all sites of cancer**



**Table 4: Number (#) and Proportion (%) of Tobacco Related Cancers (TRC) relative to all sites of Cancer**

Site of Cancer	Males		Females	
	#	%	#	%
Lip (C00)	3	0.1	10	0.5
Tongue (C01-02)	112	5.2	52	2.7
Mouth (C03-06)	175	8.2	104	5.5
Oropharynx (C10)	72	3.4	3	0.2
Hypopharynx (C12-13)	57	2.7	17	0.9
Pharynx (C14)	2	0.1		0.1
Oesophagus (C15)	88	4.1	63	3.3
Larynx (C32)	97	4.5	7	0.4
Lung (C33-34)	442	20.7	83	4.4
Urinary Bladder (C67)	53	2.5	9	0.5
TRC	1101	51.4	349	18.3
All Sites	2140	100	1902	100



**Table 5: Number (#) and Proportion (%) of Specific Sites of Cancers among Tobacco Related Cancers (TRC)**

Site of Cancer	Males		Females	
	#	%	#	%
Lip (C00)	3	0.3	10	2.9
Tongue (C01-02)	112	10.2	52	14.9
Mouth (C03-06)	175	15.9	104	29.8
Oropharynx (C10)	72	6.5	3	0.9
Hypopharynx (C12-13)	57	5.2	17	4.9
Pharynx (C14)	2	0.2	1	0.3
Oesophagus (C15)	88	8.0	63	18.1
Larynx (C32)	97	8.8	7	2.0
Lung (C33-34)	442	40.1	83	23.8
Urinary Bladder (C67)	53	4.8	9	2.6
TRC	1101	100	9	2.6

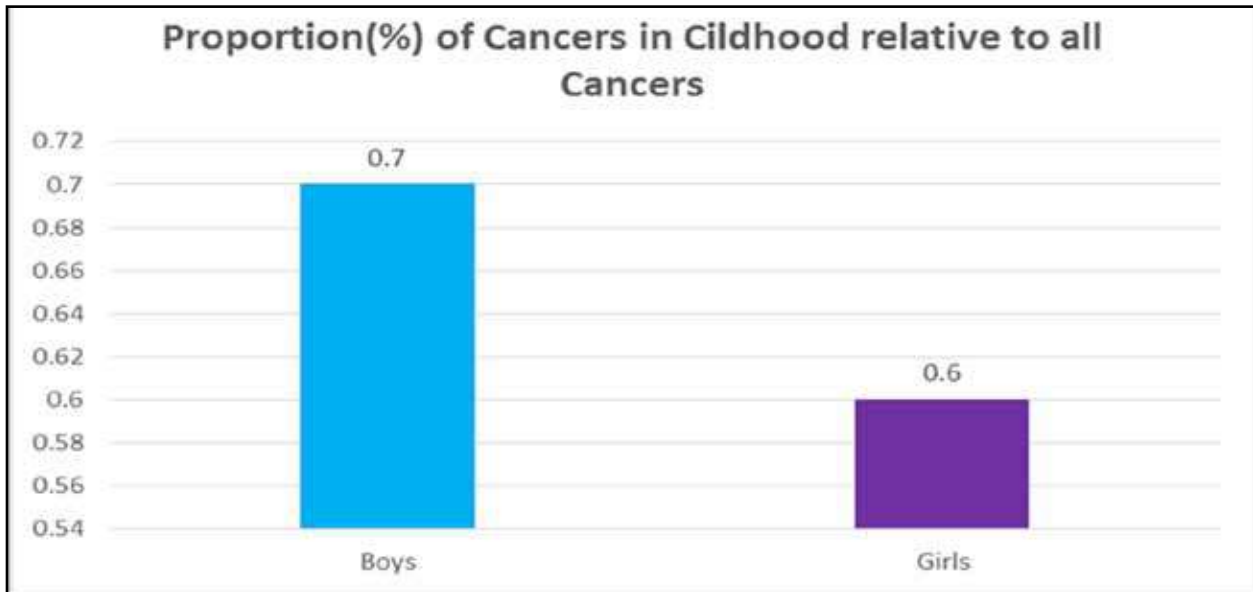
**Table 6: Number and Relative Proportion of Tobacco Related Cancers by Five-Year Age Groups**

Age Group	Males		Females	
	#	%	#	%
25-29	2	0.2	-	-
30-34	5	0.5	5	1.4
35-39	15	1.4	6	1.7
40-44	29	2.6	9	2.6
45-49	62	5.6	19	5.4
50-54	100	9.1	42	12
55-59	128	11.6	26	7.4
60-64	237	21.5	59	16.9
65-69	210	19.1	68	19.5
70-74	154	14	53	15.2
75+	159	14.4	62	17.8
All ages	1101	100	349	100

## CHILDHOOD CANCERS

**Table 7: Number (#) and Proportion (%) of Cancers in Childhood relative to all Cancers**

Boys			Girls		
All Cancers	#	%	All Cancers	#	%
2140	16	0.7	1902	12	0.6



**Table 8: Number (#) and Proportion (%) of Childhood Cancers by Five-year Age Group**

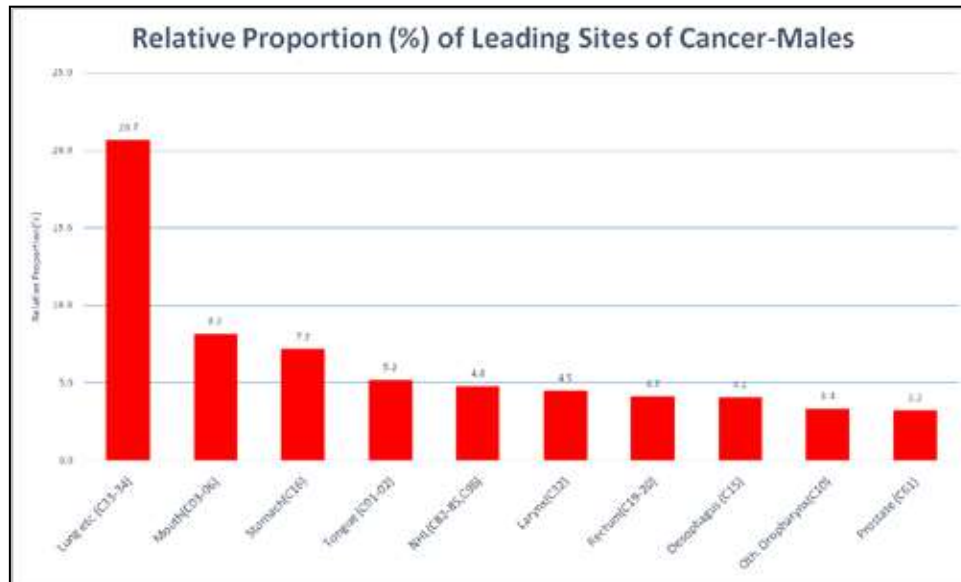
Age Group	Boys		Girls		Total	
	#	%	#	%	#	%
00-04	4	25.0	5	41.7	9	32.1
05-09	4	25.0	3	25	7	25
10-14	8	50.0	4	33.3	12	25
All Childhood Cancers	16	100.0	12	100.00	28	100

### LEADING SITES OF CANCER AND MAGNITUDE

**Table 9: Rank, Number (#) and Relative Proportion (%) of Leading Sites of Cancer Males**

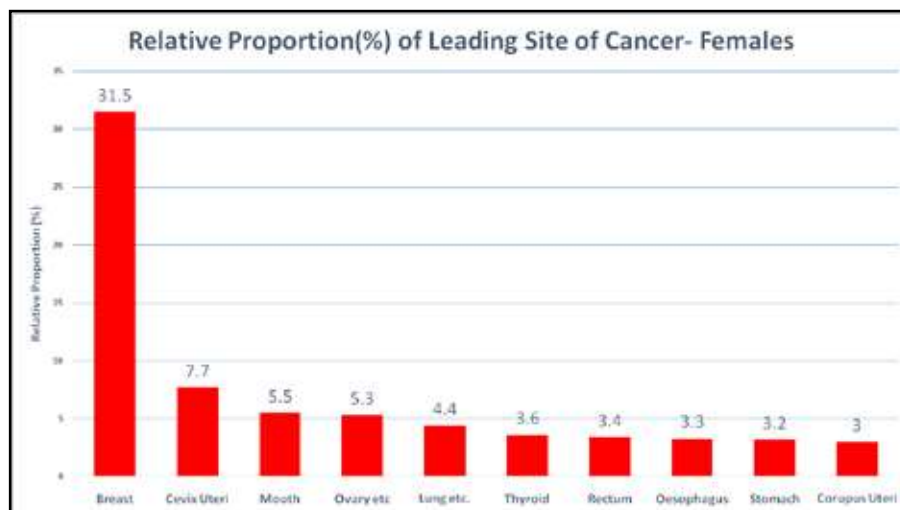
Rank	Sites (ICD-10)	Males	
	#	#	%
1	Lung etc. (C33-34)	442	20.7
2	Mouth (C03-06)	175	8.2
3	Stomach (C16)	154	7.2
4	Tongue (C01-02)	112	5.2
5	NHL (C82-85, C96)	103	4.8
6	Larynx (C32)	97	4.5
7	Rectum (C19-20)	89	4.2
8	Oesophagus (C15)	88	4.1
9	Oth. Oropharynx (C10)	72	3.4
10	Prostate (C61)	70	3.3
	All Sites	2140	100.00





**Table 10: Rank, Number(#) and Relative Proportion(%) of leading sites of cancers: Females**

Rank	Sites(ICD-10)	#	%
1	Breast(C50)	600	31.5
2	Cervix Uteri(C53)	147	7.7
3	Mouth (C03-06)	104	5.5
4	Ovary etc.(C56)	100	5.3
5	Lung etc(C33-34)	83	4.4
6	Thyroid (C73)	69	3.6
7	Rectum (C19-20)	64	3.4
8	Oesophagus(C15)	63	3.3
9	Stomach(C16)	60	3.2
10	Corpus Uteri(C54)	56	3.0
	All Sites	1902	100.0



**DIAGNOSTIC,  
CLINICAL AND  
DEMOGRAPHIC  
DETAILS**

## DIAGNOSTIC INFORMATION

**Table 11: Number (#) and Relative Proportion (%) of Cancers based on Different Methods of Diagnosis**

Method of Diagnosis	Males		Females	
	#	%	#	%
Microscopic	1812	84.7	1699	89.3
All Imaging Techniques	224	10.5	105	5.5
Clinical	16	0.7	21	1.1
Others	88	4.1	77	4.0
Total	2140	100.0	1902	100.0

**Table 12: Number (#) and Relative Proportion (%) of Cancers based on Different Types of Microscopic Diagnosis**

Types of Microscopic Diagnosis	Males		Females	
	#	%	#	%
Histology of Primary	1568	73.3	1592	83.7
Histology of Metastasis	230	10.7	96	5.0
Cytology	14	0.7	11	0.6
Others	328	15.3	203	10.7
Total	2140	100.0	1902	100.0

## CLINICAL INFORMATION

**Table 13: Number (#) and Relative Proportion(%) of Cancer Patients according to clinical Extent of Disease(Treatment Only at RI)**

Clinical Extent	Males		Females	
	#	%	#	%
Localised	9	1.1	16	2.1
Regional	444	56.4	485	65
L+R	453	57.6	453	6.07
Distant	267	33.9	179	24
Others	66	8.4	64	8.6
Unknown	1	0.1	2	0.3
Total	787	100	746	100

**Table 14: Total Number of Cancer Patients Treated, Total Number of Treatment Procedures Performed and Procedures/Patient Ratio (Prior & Treatment at RI)**

	Total Patients (Pts)	Total procedure (Pros)	Ratio
Males	205	258	1.3
Females	314	508	1.6

**Table 15: Number (#) and Relative Proportion (%) of Cancer Patients according to Broad Group of Treatment at Reporting Institution and/or elsewhere**

Treatment Group	Males		Females	
	#	%	#	%
Prior Treatment Only (PrT)	394	18.4	343	18.0
Prior and Treatment at RI (PrRI)	205	9.6	316	16.6
Treatment Only at RI (RI)	787	36.8	748	39.3
No Treatment (NoT)	754	35.2	495	26.0
Total	2140	100.0	1902	100.0

**Table 16: Number (#) and Relative Proportion (%) of Cancer Patients according to Any Specific Treatment relative to all Treatment Procedures (Treatment Only at RI)**

Treatments	Males		Females	
	#	%	#	%
Any Surgery	219	20.4	411	28.7
Any Radiotherapy	520	48.3	439	30.7
Any Chemotherapy	309	28.7	432	30.2
Any Hormone Therapy	25	2.3	148	10.3
Any Others	2	0.2	1	0.1
Unknown	1	0.1	-	-
Total	1076	100.0	1431	100.0

**Table 17: Number (#) and Relative Proportion (%) of Type of Treatment according to Clinical Extent of Disease – Localised (Prior & Treatment at RI)**

	Males		Females	
	#	%	#	%
Surgery	2	50.0	1	25.0
Radiotherapy	1	25.0		
Chemotherapy	1	25.0	1	25.0
Hormonotherapy			1	25.0
S+C+H			1	25.0
Total	4	100	4	100

**Table 18: Number (#) and Relative Proportion (%) of Type of Treatment according to Clinical Extent of Disease – Regional (Prior & Treatment at RI)**

	Males		Females	
	#	%	#	%
Surgery	7	25.9	7	14.9
Radiotherapy	4	14.8	3	6.4
Chemotherapy	6	22.2	5	10.6
S+R	5	18.5	3	6.4
S+C	1	3.7	1	2.1

R+C	4	14.8	4	8.5
S+R+C			3	6.4
Hormonotherapy			3	6.4
S+H			2	4.3
R+H			1	2.1
S+R+H			3	6.4
S+C+H			1	2.1
R+C+H			2	4.3
S+R+C+H			9	19.1
Total	27	100	47	100

**Table 19: Number (#) and Relative Proportion (%) of Type of Treatment according to Clinical Extent of Disease – Distant(Prior & Treatment at RI)**

	Males		Females	
	#	%	#	%
Surgery	1	4.5	2	6.7
Radiotherapy	11	50.0	9	30.0
Chemotherapy	3	13.6	9	30.0
S+R			1	3.3
S+C	1	4.5	3	10.0
R+C	2	9.1	4	13.3
S+R+C	2	9.1	1	3.3
Hormonotherapy	1	4.5	1	3.3
R+C+H	1	4.5		
Total	22	100	30	100.0

**Table 20: Number (#) and Relative Proportion (%) of Type of Treatment according to Clinical Extent of Disease – Others(Prior & Treatment at RI)**

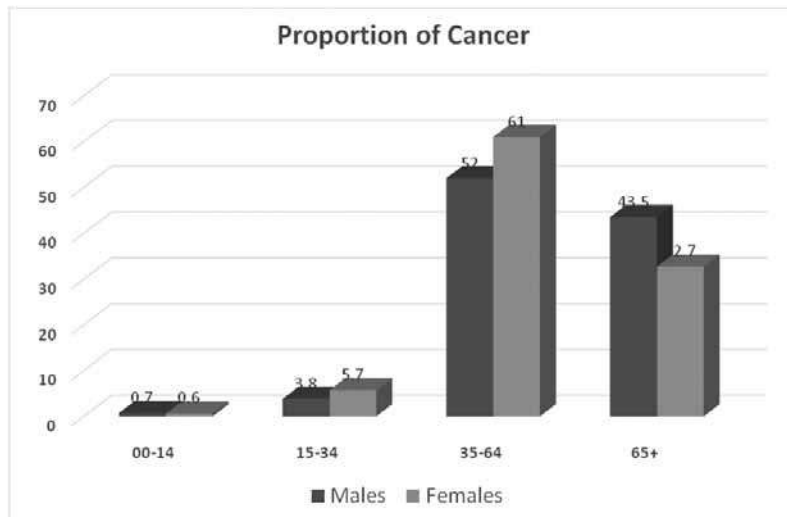
	Males		Females	
	#	%	#	%
Surgery	40	26.3	34	14.6
Radiotherapy	35	23.0	38	16.3
Chemotherapy	43	28.3	59	25.3
S+R	4	2.6	3	1.3
S+C	3	2.0	10	4.3
R+C	19	12.5	29	12.4
S+R+C	4	2.6	6	2.6
Hormonotherapy	2	1.3	10	4.3
S+H			5	2.1
R+H	1	0.7	13	5.6
C+H			6	2.6

R+C+H			12	5.2
S+R+C+H			8	3.4
Others	1	0.7		
Total	152	100.0	233	100.0

## DEMOGRAPHIC INFORMATION

**Table 21: Number (#) and Proportion (%) of Cancers by Broad Age Groups**

Broad Age groups	Males		Females	
	#	%	#	%
00-14	16	0.7	12	0.6
15-34	82	3.8	108	5.7
35-64	1112	52.0	1160	61.0
65+	930	43.5	622	32.7
All Ages	2140	100.0	1902	100.0



**Table 22: Number (#) and Relative Proportion (%) of Cancer Patients according to Religious Groups**

Religious Groups	Males		Females	
	#	%	#	%
Hindu	1312	61.3	1200	63.1
Muslim	624	29.2	509	26.8
Christian	204	9.5	193	10.1
Total	2140	100.0	1902	100.0

**Table 23: Number (#) and Relative Proportion (%) of Cancer Patients according to Languages Spoken**

Languages Spoken	Males		Females	
	#	%	#	%
Kannada	5	0.2	1	0.1
Malayalam	2110	98.6	1874	98.5
Marathi	1	0.0	1	0.1
Tamil	3	0.1	3	0.2
Telugu	-	-	1	0.1
nepali	-	-	2	0.1
Others	-	-	2	0.1
Unknown	21	1.0	18	0.9
Total	2140	100.0	1902	100.0

**Table 24: Number (#) and Relative Proportion (%) of Cancer Patients according to Educational Status**

Educational Status	Males		Females	
	#	%	#	%
Below 5 years	4	0.2	5	0.3
Illiterate	246	11.5	339	17.8
Literate	144	6.7	123	6.5
Primary	677	31.6	443	23.3
Middle	511	23.6	412	21.7
Secondary	368	17.2	387	20.3
Technical	25	1.2	11	0.6
College	71	3.3	102	5.4
Others	31	1.4	18	0.9
Unknown	63	2.9	62	3.3
Total	2140	100.0	1902	100.0

**Table 25: Number (#) and Relative Proportion (%) of Cancer Patients according to Marital Status**

Marital Status	Males		Females	
	#	%	#	%
Married	1929	90.1	1289	67.8
Unmarried	110	5.1	117	6.2
Divorced	4	0.2	8	0.4
Seperated	2	0.1	10	0.5
Widowed	67	3.1	448	23.6
Unknown	27	1.3	29	1.5
Others	1	0.0	1	0.1
Total	2140	100.0	1902	100.0

**DETAILED  
INFORMATION-  
NCRP-ICMR  
DIAGNOSTIC,  
CLINICAL AND  
DEMOGRAPHIC**



# DIAGNOSTIC INFORMATION

**TABLE 1(a): Number of Cancers by site (ICD-10) and Five Year Age Group- Males**

ICD 10	Site	00-04	05-09	10-14	15-19	20-24	25-29	30-34	35-39	40-44	45-49	50-54	55-59	60-64	65-69	70-74	75+	Unk	Total	%
C00	Lip	-	-	-	-	-	-	-	-	-	1	-	-	-	-	2	-	-	3	0.1
C01-02	Tongue	-	-	-	-	-	1	1	7	6	8	13	11	18	18	14	15	-	112	5.2
C03-06	Mouth	-	-	-	-	-	-	2	4	6	12	18	20	30	29	24	30	-	175	8.2
C07-08	Salivary Gland	-	-	-	-	-	3	-	-	-	-	-	2	-	2	1	-	-	8	0.4
C09	Tonsil	-	-	-	-	-	-	-	-	-	-	1	1	-	1	1	-	-	4	0.2
C10	Oth. Oropharynx	-	-	-	-	-	-	-	1	2	5	7	8	9	18	9	13	-	72	3.4
C11	Nasopharynx	-	-	-	-	1	-	-	-	-	1	3	2	1	1	1	-	-	10	0.5
C12-13	Hypopharynx	-	-	-	-	-	-	-	1	-	4	7	9	10	12	6	8	-	57	2.7
C14	Pharynx Unspecified	-	-	-	-	-	-	-	-	-	-	-	1	-	1	-	-	-	2	0.1
C15	Oesophagus	-	-	-	-	-	-	-	-	3	4	6	11	22	11	13	18	-	88	4.1
C16	Stomach	-	-	-	-	-	2	-	-	2	10	17	17	39	15	24	28	-	154	7.2
C17	Small Intestine	-	-	-	-	-	1	-	-	-	-	2	-	1	-	1	-	-	5	0.2
C18	Colon	-	-	-	-	-	-	1	3	-	10	4	5	8	9	5	9	-	54	2.5
C19-20	Rectum	-	-	-	-	1	-	2	-	2	6	12	11	15	12	9	19	-	89	4.2
C21	Anus & Anal Canal	-	-	-	-	-	-	-	1	-	1	1	-	1	1	-	-	-	5	0.2
C22	Liver	-	-	-	-	-	-	-	-	1	4	4	7	15	10	2	5	-	48	2.2
C23-24	Gallbladder etc.	-	-	-	-	-	-	-	-	1	-	-	4	3	-	4	3	-	15	0.7
C25	Pancreas	-	-	-	-	-	-	1	-	-	2	6	5	6	6	7	2	-	35	1.6
C30-31	Nose, Sinuses etc.	-	-	-	-	-	-	-	-	1	-	1	1	-	-	1	-	-	4	0.2
C32	Larynx	-	-	-	-	-	1	-	-	6	10	5	11	19	16	16	13	-	97	4.5
C33-34	Lung etc.	-	-	-	-	-	-	2	2	6	16	43	54	115	96	57	51	-	442	20.7
C37-38	Other Thoracic Organs	-	-	-	-	-	1	-	-	-	1	-	-	-	1	-	-	-	3	0.1
C40-41	Bone	-	1	1	4	-	2	1	-	-	3	-	1	-	2	-	1	-	16	0.7
C43	Melanoma of Skin	-	-	1	-	-	-	-	2	-	1	4	2	4	10	2	7	-	33	1.5
C44	Other Skin	-	-	-	-	-	1	-	-	1	1	1	1	1	2	2	6	-	16	0.7
C45	Mesothelioma	-	-	-	-	-	-	-	-	-	-	-	-	-	-	-	-	-	-	-
C46	Kaposi Sarcoma	-	-	-	-	-	-	-	-	-	-	-	-	-	-	-	-	-	-	-
C47+C49	Conn. & Soft Tissue	1	-	-	1	1	1	4	1	4	5	3	3	3	3	1	3	-	34	1.6
C50	Breast	-	-	-	-	-	-	-	-	-	1	1	1	2	-	-	2	-	7	0.3
C60	Penis	-	-	-	-	-	-	-	-	-	2	1	3	4	3	-	2	-	15	0.7
C61	Prostate	-	-	-	-	-	-	-	1	1	-	2	5	16	13	11	21	-	70	3.3
C62	Testis	-	-	-	-	1	2	2	-	-	-	-	-	-	-	-	-	-	5	0.2
C63	Other Male Genital	-	-	-	-	-	-	-	-	-	-	-	-	-	-	-	-	-	-	-
C64	Kidney etc.-	-	-	-	-	-	-	-	1	1	3	4	7	2	4	3	-	25	1.2	
C65	Renal Pelvis	-	-	-	-	-	-	-	-	-	-	-	1	-	-	-	-	-	1	0.04
C66	Ureter	-	-	-	-	-	-	-	-	-	-	-	1	-	-	-	-	-	1	0.04
C67	Bladder	-	-	-	-	-	-	-	-	-	2	1	3	14	9	13	11	-	53	2.5
C68	Uns.Urinary Organs	-	-	-	-	-	-	-	-	-	-	-	-	-	-	-	-	-	-	-
C69	Eye	-	-	-	-	-	-	-	-	-	-	-	-	-	1	-	-	-	1	0.04
C70-72	Brain, Nervous System	-	-	-	1	1	7	4	6	1	3	2	2	2	2	-	1	-	32	1.5
C73	Thyroid	-	-	-	-	-	2	1	1	1	2	1	6	4	1	-	4	-	23	1.1
C74	Adrenal Gland	-	-	-	-	-	-	-	-	-	-	-	-	-	-	-	-	-	-	-
C81	Hodgkins Disease	-	2	-	3	1	-	-	4	2	2	1	2	1	-	-	-	-	18	0.8
C82-85.C96	NHL	-	-	3	-	3	-	4	4	8	11	11	13	15	13	8	10	-	103	4.8
C88	Malig Imm.Prol D	-	-	-	-	-	-	-	-	-	-	-	-	-	-	-	1	-	1	0.04
C90	Multiple Myeloma	-	-	-	-	-	-	-	-	1	1	3	6	11	4	6	5	-	37	1.7
C91	Lymphoid Leuk.	2	1	3	3	1	-	1	2	-	-	-	-	4	1	-	1	-	19	0.9
C92-94	Myeloid Leukaemia	-	-	-	-	-	3	5	-	5	2	4	4	3	5	2	9	-	42	1.9
C95	Leukaemia Uns	-	-	-	-	-	-	-	-	-	-	-	-	-	-	-	-	-	-	-
O&U	Other and Uns	1	-	-	-	1	-	1	2	4	7	6	11	20	17	14	22	-	106	4.9
	All Sites	4	4	8	12	11	27	33	42	65	141	193	250	423	347	260	324	-	2140	100.0

**TABLE 1(b): Number of Cancers by site (ICD-10) and Five Year Age Group- Females**

ICD 10	Site	00-04	05-09	10-14	15-19	20-24	25-29	30-34	35-39	40-44	45-49	50-54	55-59	60-64	65-69	70-74	75+	Unk	Total	%
C00	Lip	-	-	-	-	-	-	-	-	1	1	2	-	2	1	2	1	-	10	0.5
C01-02	Tongue	-	-	-	-	-	-	3	1	-	3	6	7	9	6	5	12	-	52	2.7
C03-06	Mouth	-	-	-	-	-	-	-	2	2	4	8	5	23	27	13	20	-	104	5.5
C07-08	Salivary Gland	-	-	-	-	-	-	4	-	1	-	-	-	2	-	-	-	-	7	0.4
C09	Tonsil	-	-	-	-	-	-	-	-	-	-	-	-	-	-	-	-	-	-	-
C10	Oth. Oropharynx	-	-	-	-	-	-	-	-	-	-	-	-	-	1	1	1	-	3	0.2
C11	Nasopharynx	-	-	-	-	-	-	-	-	-	-	-	2	1	2	-	1	-	6	0.3
C12-13	Hypopharynx	-	-	-	-	-	-	2	-	-	1	3	1	1	3	2	4	-	17	0.9
C14	Pharynx Unspecified	-	-	-	-	-	-	-	-	-	-	1	-	-	-	-	-	-	1	0.1
C15	Oesophagus	-	-	-	-	-	-	-	-	2	3	6	6	6	12	17	11	-	63	3.3
C16	Stomach	-	-	-	-	1	2	2	6	1	3	9	6	4	3	12	11	-	60	3.2
C17	Small Intestine	-	-	-	-	-	-	-	-	-	1	1	-	-	-	-	-	-	2	0.1
C18	Colon	-	-	-	-	-	-	-	2	2	3	5	8	10	10	5	4	-	49	2.6
C19-20	Rectum	-	-	-	-	-	1	2	3	6	4	7	5	6	7	9	14	-	64	3.4
C21	Anus & Anal Canal	-	-	-	-	-	-	-	-	-	-	2	-	-	2	1	2	-	7	0.4
C22	Liver	-	-	-	-	-	-	-	-	1	2	1	2	1	-	1	6	-	14	0.7
C23-24	Gallbladder etc.	-	-	-	-	-	-	-	1	2	-	3	1	1	3	-	1	-	12	0.6
C25	Pancreas	-	-	-	-	-	1	-	1	1	1	2	3	5	5	2	4	-	25	1.3
C30-31	Nose, Sinuses etc.	-	-	-	-	-	-	-	-	-	-	-	-	1	1	-	1	-	3	0.2
C32	Larynx	-	-	-	-	-	-	-	-	-	-	2	-	2	-	2	1	-	7	0.4
C33-34	Lung etc.	-	-	-	-	-	-	-	3	4	5	11	7	16	17	11	9	-	83	4.3
C37-38	Other Thoracic Organs	-	-	-	-	-	-	-	-	2	-	-	-	-	-	-	-	-	2	0.1
C40-41	Bone	-	1	3	1	-	-	1	2	1	1	1	1	-	-	-	2	-	14	0.7
C43	Melanoma of Skin	-	-	-	-	-	-	-	1	-	1	2	2	3	3	3	6	-	21	1.1
C44	Other Skin	-	-	-	-	-	-	-	-	-	-	-	-	-	2	-	-	-	2	0.1
C45	Mesothelioma	-	-	-	-	-	-	-	-	-	-	-	-	-	-	-	-	-	-	-
C46	Kaposi Sarcoma	-	-	-	-	-	-	-	-	-	-	-	-	-	-	-	-	-	-	-
C47+C49	Conn. & Soft Tissue	1	-	-	-	-	1	2	2	-	-	-	3	2	2	2	2	-	17	0.9
C50	Breast	-	-	-	-	1	4	29	44	80	106	92	77	60	40	32	35	-	600	31.5
C51	Vulva	-	-	-	-	-	-	1	-	1	-	-	-	-	1	-	-	-	3	0.2
C52	Vagina	-	-	-	-	-	-	-	-	-	1	2	-	1	1	1	2	-	8	0.4
C53	Cervix Uteri	-	-	-	-	-	-	-	8	8	22	14	19	21	31	6	18	-	147	7.7
C54	Corpus Uteri	-	-	-	-	-	-	-	4	2	6	11	13	6	7	4	3	-	56	2.9
C55	Uterus Unspecified	-	-	-	-	-	-	1	-	2	1	2	1	1	-	1	-	-	9	0.5
C56	Ovary etc.	-	-	-	4	3	2	4	6	9	13	18	14	5	10	8	4	-	100	5.3
C57	Other Female Genital	-	-	-	-	-	-	-	1	-	-	-	-	-	-	-	-	-	1	0.1
C58	Placenta	-	-	-	-	-	-	-	-	-	-	-	-	-	-	-	-	-	-	-
C64	Kidney etc	-	-	-	-	-	-	-	-	-	-	2	-	-	2	1	-	-	5	0.3
C65	Renal Pelvis	-	-	-	-	-	-	-	-	-	-	-	-	-	-	-	-	-	-	-
C66	Ureter	-	-	-	-	-	-	-	-	-	-	-	-	-	-	-	-	-	-	-
C67	Bladder	-	-	-	-	-	-	-	-	-	2	3	-	-	1	-	3	-	9	0.5
C68	Uns.Urinary Organs	-	-	-	-	-	-	-	-	-	-	-	-	-	-	-	-	-	-	-
C69	Eye	-	-	-	-	1	-	-	-	1	-	-	-	-	-	-	1	-	3	0.2
C70-72	Brain, Nervous System	-	-	-	-	1	2	1	4	2	2	4	1	3	1	-	-	-	21	1.1
C73	Thyroid	-	-	-	-	1	2	8	9	8	5	10	4	8	6	6	2	-	69	3.6
C74	Adrenal Gland	-	-	-	-	-	-	-	-	-	-	-	-	-	-	-	2	-	2	0.1
C81	Hodgkins Disease	-	-	-	-	1	-	2	-	1	-	1	-	1	1	-	1	-	8	0.4
C82-85,C96	NHL	-	-	-	2	3	1	-	1	3	4	7	6	7	9	7	6	-	56	2.9
C88	Malignant Proliferative Disorder	-	-	-	-	-	-	-	-	-	-	-	-	-	-	-	-	-	-	-
C90	Multiple Myeloma	-	-	1	-	-	-	-	-	-	2	1	7	11	8	7	5	-	42	2.2
C91	Lymphoid Leuk.	3	1	-	-	-	2	-	-	1	2	1	1	2	2	1	3	-	19	0.9
C92-94	Myeloid Leukaemia	1	1	-	3	1	2	1	1	5	4	5	4	7	7	2	-	-	44	2.3
C95	Leukaemia Uns	-	-	-	-	-	-	-	-	-	-	-	-	-	-	-	-	-	-	-
O&U	Other and Uns	-	-	-	-	-	-	2	1	6	2	8	3	7	9	6	11	-	55	2.9
	All Sites	5	3	4	10	13	20	64	103	155	204	253	208	235	243	170	208	-	1902	100

O & U : C26, C39, C48, C75, C76, C77, C78, C79, C80, C97

**TABLE 2(a): Number (#) and Proportion (%) of cancers by site (ICD-10) and Method of Diagnosis – Males**

ICD 10	Site Name	Microscopic		X-Ray / Imaging		Clinical		Others		Unknown		Total	
		#	%	#	%	#	%	#	%	#	%	#	%
C00	Lip	1	33.3	-	-	-	-	2	66.7	-	-	3	100.0
C01-02	Tongue	107	95.5	1	0.9	4	3.6	-	-	-	-	112	100.0
C03-06	Mouth	157	89.7	-	-	-	-	18	10.3	-	-	175	100.0
C07-08	Salivary Gland	8	100.0	-	-	-	-	-	-	-	-	8	100.0
C09	Tonsil	4	100.0	-	-	-	-	-	-	-	-	4	100.0
C10	Oth. Or pharynx	64	88.9	1	1.42	2.8	5	6.9	-	-	-	72	100.0
C11	Nasopharynx	9	90.0	-	-	-	-	1	10.0	-	-	10	100.0
C12-13	Hypo pharynx	51	89.5	-	-	1	1.8	5	8.8	-	-	57	100.0
C14	Pharynx Unspecified	2	100.0	-	-	-	-	-	-	-	-	2	100.0
C15	Esophagus	77	87.5	7	8.0	-	-	4	4.5	-	-	88	100.0
C16	Stomach	132	86.0	7	5.0	1	1.0	14	9.0	-	-	154	100.0
C17	Small Intestine	5	100.0	-	-	-	-	-	-	-	-	5	100.0
C18	Colon	49	90.7	3	5.6	-	-	2	3.7	-	-	54	100.0
C19-20	Rectum	80	89.9	2	2.21	1.1	6	6.7	-	-	-	89	100.0
C 21	Anus & Anal Canal	5	100.0	-	-	-	-	-	-	-	-	5	100.0
C22	Liver	17	35.4	30	62.5	1	2.1	-	-	-	-	48	100.0
C23-24	Gallbladder etc.	9	60.0	6	40.0	-	-	-	-	-	-	15	100.0
C25	Pancreas	14	40.0	19	54.3	-	-	2	5.7	-	-	35	100.0
C30-31	Nose, Sinuses etc.	4	100.0	-	-	-	-	-	-	-	-	4	100.0
C32	Larynx	93	95.9	-	-	-	-	4	4.1	-	-	97	100.0
C33-34	Lung etc.	344	77.8	90	20.4	2	0.5	6	1.4	-	-	442	100.0
C37-38	Other Thoracic Organs3	100.0	-	-	-	-	-	-	-	-	3	100.0	
C40-41	Bone	15	93.8	1	6.2	-	-	-	-	-	-	16	100.0
C43	Melanoma of Skin	33	100.0	-	-	-	-	-	-	-	-	33	100.0
C44	Other Skin	16	100.0	-	-	-	-	-	-	-	-	16	100.0
C45	Mesothelioma	-	-	-	-	-	-	-	-	-	-	-	-
C46	Kaposi Sarcoma	-	-	-	-	-	-	-	-	-	-	-	-
C47+C49	Conn. & Soft Tissue	34	100.0	-	-	-	-	-	-	-	-	34	100.0
C50	Breast	6	86.0	-	-	-	1	14.0	-	-	-	7	100.0
C60	Penis	14	93.3	-	-	1	6.7	-	-	-	-	15	100.0
C61	Prostate	58	82.9	6	8.6	2	2.9	4	5.7	-	-	70	100.0
C62	Testis	3	60.0	1	20.0	-	-	1	20.0	-	-	5	100.0
C63	Other Male Genital	-	-	-	-	-	-	-	-	-	-	-	-
C64	Kidney etc.	18	72.0	7	28.0	-	-	-	-	-	-	25	100.0
C65	Renal Pelvis	1	100.0	-	-	-	-	-	-	-	-	1	100.0
C66	Ureter	1	100.0	-	-	-	-	-	-	-	-	1	100.0
C67	Bladder	45	84.9	5	9.4	-	-	3	5.7	-	-	53	100.0
C68	Uns.Urinary Organs	-	-	-	-	-	-	-	-	-	-	-	-
C69	Eye	1	100.0	-	-	-	-	-	-	-	-	1	100.0
C70-72	Brain,Nervous System22	68.8	10	31.2	-	-	-	-	-	-	32	100.0	
C73	Thyroid	22	95.7	-	-	-	-	1	4.3	-	-	23	100.0
C74	Adrenal Gland	-	-	-	-	-	-	-	-	-	-	-	-
C81	Hodgkin'sDisease	18	100.0	-	-	-	-	-	-	-	-	18	100.0
C82-85,C96	NHL	99	96.1	-	-	-	4	3.9	-	-	-	103	100.0
C88	Malig Imn.Prol D	1	100.0	-	-	-	-	-	-	-	-	1	100.0
C90	Multiple Myeloma	37	100.0	-	-	-	-	-	-	-	-	37	100.0
C91	Lymphoid Leuk.	19	100.0	-	-	-	-	-	-	-	-	19	100.0
C92-94	Myeloid Leukemia	42	100.0	-	-	-	-	-	-	-	-	42	100.0
C95	Leukemia Uns	-	-	-	-	-	-	-	-	-	-	-	-
O&U	Other and Uns	72	67.9	28	26.4	2	1.9	4	3.8	-	-	106	100.0
	All Sites	1815	84.7	224	10.4	16	0.7	89	4.2	-	-	2144	100.0

O & U : C26, C39, C48, C75, C76, C77, C78, C79, C80, C97

**TABLE 2(b): Number (#) and Proportion (%) of cancers by site (ICD-10) and Method of Diagnosis - Females**

ICD 10	Site Name	Microscopic		X-Ray / Imaging		Clinical		Others		Unknown		Total	
		#	%	#	%	#	%	#	%	#	%	#	%
C00	Lip	7	70.0	-	-	2	20.0	1	10.0	-	-	10	100.0
C01-02	Tongue	48	92.3	-	-	2	3.8	2	3.8	-	-	52	100.0
C03-06	Mouth	96	92.3	-	-	4	3.8	4	3.8	-	-	104	100.0
C07-08	Salivary Gland	7	100.0	-	-	-	-	-	-	-	-	7	100.0
C09	Tonsil	-	-	-	-	-	-	-	-	-	-	-	-
C10	Oth. Oropharynx	3	100.0	-	-	-	-	-	-	-	3	100.0	
C11	Nasopharynx	6	100.0	-	-	-	-	-	-	-	6	100.0	
C12-13	Hypo pharynx	14	82.4	-	-	-	-	3	17.6	-	-	17	100.0
C14	Pharynx Unspecified	-	-	-	-	-	-	1	100.0	-	-	1	100.0
C15	Oesophagus	56	88.9	2	3.2	-	-	-	5	7.9	-	63	100.0
C16	Stomach	53	88.0	5	8.0	-	-	2	3.0	-	-	60	100.0
C17	Small Intestine	2	100.0	-	-	-	-	-	-	-	-	2	100.0
C18	Colon	42	85.7	4	8.2	-	-	3	6.1	-	-	49	100.0
C19-20	Rectum	61	95.3	1	1.6	1	1.6	1	1.6	-	-	64	100.0
C21	Anus & Anal Canal	5	71.4	1	14.3	-	-	1	14.3	-	-	7	100.0
C22	Liver	7	50.0	6	42.9	-	-	1	7.1	-	-	14	100.0
C23-24	Gallbladder etc.	10	83.3	2	16.7	-	-	-	-	-	-	12	100.0
C25	Pancreas	11	44.0	12	48.0	-	2 8.0	-	-	-	-	25	100.0
C30-31	Nose, Sinuses etc.	3	100.0	-	-	-	-	-	-	-	-	3	100.0
C32	Larynx	5	71.4	-	-	-	-	2	28.6	-	-	7	100.0
C33-34	Lung etc.	59	71.1	23	27.7	-	-	1	1.2	-	-	83	100.0
C37-38	Other Thoracic Organs	2	100.0	-	-	-	-	-	-	-	-	2	100.0
C40-41	Bone	14	100.0	-	-	-	-	-	-	-	-	14	100.0
C43	Melanoma of Skin	21	100.0	-	-	-	-	-	-	-	-	21	100.0
C44	Other Skin	2	100.0	-	-	-	-	-	-	-	-	2	100.0
C45	Mesothelioma	-	-	-	-	-	-	-	-	-	-	-	-
C46	Kaposi Sarcoma	-	-	-	-	-	-	-	-	-	-	-	-
C47+C49	Conn. & Soft Tissue	16	94.1	1	5.9	-	-	-	-	-	-	17	100.0
C50	Breast	571	95.0	5	1.0	6	1.0	1	83.0	-	-	600	100.0
C51	Vulva	2	66.7	-	-	-	-	1	33.3	-	-	3 1	100.0
C52	Vagina	8	100.0	-	-	-	-	-	-	-	-	8	100.0
C53	Cervix Uteri	126	85.7	4	2.7	4	2.7	13	8.8	-	-	147	100.0
C54	Corpus Uteri	54	96.4	-	-	-	-	2	3.6	-	-	56	100.0
C55	Uterus Unspecified	9	100.0	-	-	-	-	-	-	-	-	9	100.0
C56	Ovary etc.	78	78.0	12	12.0	-	10	10.0	-	-	100	100.0	
C57	Other Female Genital	-	-	1	100.0	-	-	-	-	-	1	100.0	
C58	Placenta	-	-	-	-	-	-	-	-	-	-	-	-
C64	Kidney etc.	4	80.0	1	20.0	-	-	-	-	-	-	5	100.0
C65	Renal Pelvis	-	-	-	-	-	-	-	-	-	-	-	-
C66	Ureter	-	-	-	-	-	-	-	-	-	-	-	-
C67	Bladder	5	55.6	3	33.3	-	-	1	11.1	-	-	9	100.0
C68	Uns.Urinary Organs	-	-	-	-	-	-	-	-	-	-	-	-
C69	Eye	3	100.0	-	-	-	-	-	-	-	-	3	100.0
C70-72	Brain, Nervous System	17	81.0	4	19.0	-	-	-	-	-	-	21	100.0
C73	Thyroid	66	95.7	-	-	1	1.4	2	2.9	-	-	69	100.0
C74	Adrenal Gland	-	-	2	100.0	-	-	-	-	-	-	2	100.0
C81	Hodgkin's Disease	8	100.0	-	-	-	-	-	-	-	-	8	100.0
C82-85,C96	NHL	56	100.0	-	-	-	-	-	-	-	-	56	100.0
C88	Malig Imn.Prol D	-	-	-	-	-	-	-	-	-	-	-	-
C90	Multiple Myeloma	40	95.2	-	1	2.4	1	2.4	-	-	-	42	100.0
C91	Lymphoid Leuk.	19	100.0	-	-	-	-	-	-	-	19	100.0	
C92-94	Myeloid Leukemia	44	100.0	-	-	-	-	-	-	-	-	44	100.0
C95	Leukemia Uns	-	-	-	-	-	-	-	-	-	-	-	-
O&U	Other and Uns	39	70.9	16	29.1	-	-	-	-	-	-	55	100.0
	All Sites	1696	89.4	105	5.5	21	1.1	76	4.0	-	-	1898	100.0

O & U : C26, C39, C48, C75, C76, C77, C78, C79, C80, C9

**TABLE 3(a): Number (#) and Proportion (%) of cancers by site (ICD-10) and Detailed Microscopic Diagnosis - Males**

ICD 10	Site Name	Histology of Primary		Histology of Secondary		Cytology		Blood Film		Bone Marrow		Others		Total	
		#	%	#	%	#	%	#	%	#	%	#	%	#	%
C00	Lip	1	33.3	-	-	-	-	-	-	-	-	2	66.7	3	100.0
C01-02	Tongue	99	88.4	8	7.1	-	-	-	-	-	-	5	4.5	112	100.0
C03-06	Mouth	150	85.7	7	4.0	-	-	-	-	-	-	18	10.3	175	100.0
C07-08	Salivary Gland	8	100.0	-	-	-	-	-	-	-	-	-	-	8	100.0
C09	Tonsil	3	75.0	1	25.0	-	-	-	-	-	-	-	-	4	100.0
C10	Oth. Oropharynx	40	55.6	24	33.3	-	-	-	-	-	-	8	11.1	72	100.0
C11	Nasopharynx	9	90.0	-	-	-	-	-	-	-	-	1	10.0	10	100.0
C12-13	Hypo pharynx	42	73.7	9	15.8	-	-	-	-	-	-	6	10.5	57	100.0
C14	Pharynx Unspecified	2	100.0	-	-	-	-	-	-	-	-	-	-	2	100.0
C15	Oesophagus	75	85.2	2	2.3	-	-	-	-	-	-	11	12.5	88	100.0
C16	Stomach	128	83.0	4	3.0	-	-	-	-	-	-	22	14.0	154	100.0
C17	Small Intestine	5	100.0	-	-	-	-	-	-	-	-	-	-	5	100.0
C18	Colon	43	79.6	6	11.1	-	-	-	-	-	-	5	9.3	54	100.0
C19-20	Rectum	77	86.5	3	3.4	-	-	-	-	-	-	9	10.1	89	100.0
C21	Anus & Anal Canal	5	100.0	-	-	-	-	-	-	-	-	-	-	5	100.0
C22	Liver	16	33.3	1	2.1	-	-	-	-	-	-	31	64.6	48	100.0
C23-24	Gallbladder etc.	8	53.3	1	6.7	-	-	-	-	-	-	6	40.0	15	100.0
C25	Pancreas	6	17.1	6	17.1	2	5.7	-	-	-	-	21	60.0	35	100.0
C30-31	Nose, Sinuses etc.	4	100.0	-	-	-	-	-	-	-	-	-	-	4	100.0
C32	Larynx	85	87.6	8	8.2	-	-	-	-	-	-	4	4.1	97	100.0
C33-34	Lung etc.	258	58.4	78	17.6	8	1.8	-	-	-	-	98	22.2	442	100.0
C37-38	Other Thoracic Organs	3	100.0	-	-	-	-	-	-	-	-	-	-	3	100.0
C40-41	Bone	15	93.8	-	-	-	-	-	-	-	-	1	6.2	16	100.0
C43	Melanoma of Skin	33	100.0	-	-	-	-	-	-	-	-	-	-	33	100.0
C44	Other Skin	16	100.0	-	-	-	-	-	-	-	-	-	-	16	100.0
C45	Mesothelioma	-	-	-	-	-	-	-	-	-	-	-	-	-	-
C46	Kaposi Sarcoma	-	-	-	-	-	-	-	-	-	-	-	-	-	-
C47+C49	Conn. & Soft Tissue	34	100.0	-	-	-	-	-	-	-	-	-	-	34	100.0
C50	Breast	6	1.0	-	-	-	-	-	-	-	-	1	0.14	7	100.0
C60	Penis	13	86.7	1	6.7	-	-	-	-	-	-	1	6.7	15	100.0
C61	Prostate	57	81.4	1	1.4	-	-	-	-	-	-	12	17.1	70	100.0
C62	Testis	3	60.0	-	-	-	-	-	-	-	-	2	40.0	5	100.0
C63	Other Male Genital	-	-	-	-	-	-	-	-	-	-	-	-	-	-
C64	Kidney etc.	17	68.0	1	4.0	-	-	-	-	-	-	7	28.0	25	100.0
C65	Renal Pelvis	1	100.0	-	-	-	-	-	-	-	-	-	-	1	100.0
C66	Ureter	1	100.0	-	-	-	-	-	-	-	-	-	-	1	100.0
C67	Bladder	45	84.9	-	-	-	-	-	-	-	-	8	15.1	53	100.0
C68	Uns.Urinary Organs	-	-	-	-	-	-	-	-	-	-	-	-	-	-
C69	Eye	1	100.0	-	-	-	-	-	-	-	-	-	-	1	100.0
C70-72	Brain, Nervous System	22	68.8	-	-	-	-	-	-	-	-	10	31.2	32	100.0
C73	Thyroid	21	91.3	1	4.3	-	-	-	-	-	-	1	4.3	23	100.0
C74	Adrenal Gland	-	-	-	-	-	-	-	-	-	-	-	-	-	-
C81	Hodgkin's Disease	17	94.4	1	5.6	-	-	-	-	-	-	-	-	18	100.0
C82-85,C96	NHL	99	96.1	-	-	-	-	-	-	-	-	4	3.9	103	100.0
C88	Malig Imm.Prol D	1	100.0	-	-	-	-	-	-	-	-	-	-	1	100.0
C90	Multiple Myeloma	37	100.0	-	-	-	-	-	-	-	-	-	-	37	100.0
C91	Lymphoid Leuk.	19	100.0	-	-	-	-	-	-	-	-	-	-	19	100.0
C92-94	Myeloid Leukemia	42	100.0	-	-	-	-	-	-	-	-	-	-	42	100.0
C95	Leukemia Uns	-	-	-	-	-	-	-	-	-	-	-	-	-	-
O&U	Other and Uns	1	0.9	67	63.2	4	3.8	-	-	-	-	34	32.1	106	100.0
	All Sites	1571	73.3	230	10.7	14	0.7	-	-	-	-	329	15.3	2144	100.0

O & U : C26, C39, C48, C75, C76, C77, C78, C79, C80, C97

**TABLE 3(b): Number (#) and Proportion (%) of cancers by site (ICD-10) and Detailed Microscopic Diagnosis - Females**

ICD 10	Site Name	Histology of Primary		Histology of Secondary		Cytology		Blood Film		Bone Marrow		Others		Total	
		#	%	#	%	#	%	#	%	#	%	#	%	#	%
C00	Lip	7	70.0	-	-	-	-	-	-	-	-	3	30.0	10	100.0
C01-02	Tongue	47	90.4	1	1.9	-	-	-	-	-	-	4	7.7	52	100.0
C03-06	Mouth	95	91.3	1	1.0	-	-	-	-	-	-	8	7.7	104	100.0
C07-08	Salivary Gland	7	100.0	-	-	-	-	-	-	-	-	-	-	7	100.0
C09	Tonsil	-	-	-	-	-	-	-	-	-	-	-	-	-	-
C10	Oth. Oropharynx	3	100.0	-	-	-	-	-	-	-	-	-	-	3	100.0
C11	Nasopharynx	4	66.7	2	33.3	-	-	-	-	-	-	-	-	6	100.0
C12-13	Hypo pharynx	14	82.4	-	-	-	-	-	-	-	-	3	17.6	17	100.0
C14	Pharynx Unspecified	-	-	-	-	-	-	-	-	-	-	1	100.0	1	100.0
C15	Esophagus	53	84.1	3	4.8	-	-	-	-	-	-	7	11.1	63	100.0
C16	Stomach	51	85.0	2	3.3	-	-	-	-	-	-	7	11.7	60	100.0
C17	Small Intestine	2	100.0	-	-	-	-	-	-	-	-	-	-	2	100.0
C18	Colon	40	81.6	1	2.0	1	2.0	-	-	-	-	7	14.3	49	100.0
C19-20	Rectum	60	93.8	1	1.6	-	-	-	-	-	-	3	4.7	64	100.0
C21	Anus & Anal Canal	5	71.4	-	-	-	-	-	-	-	-	2	28.6	7	100.0
C22	Liver	7	50.0	-	-	-	-	-	-	-	-	7	50.0	14	100.0
C23-24	Gallbladder etc.	8	66.7	2	16.7	-	-	-	-	-	-	2	16.7	12	100.0
C25	Pancreas	8	32.0	3	12.0	-	-	-	-	-	-	14	56.0	25	100.0
C30-31	Nose, Sinuses etc.	3	100.0	-	-	-	-	-	-	-	-	-	-	3	100.0
C32	Larynx	3	42.9	2	28.6	-	-	-	-	-	-	2	28.6	7	100.0
C33-34	Lung etc.	40	48.2	15	18.1	4	4.8	-	-	-	-	24	28.9	83	100.0
C37-38	Other Thoracic Organs	2	100.0	-	-	-	-	-	-	-	-	-	-	2	100.0
C40-41	Bone	13	92.9	1	7.1	-	-	-	-	-	-	-	-	14	100.0
C43	Melanoma of Skin	21	100.0	-	-	-	-	-	-	-	-	-	-	21	100.0
C44	Other Skin	2	100.0	-	-	-	-	-	-	-	-	-	-	2	100.0
C45	Mesothelioma	-	-	-	-	-	-	-	-	-	-	-	-	-	-
C46	Kaposi Sarcoma	-	-	-	-	-	-	-	-	-	-	-	-	-	-
C47+C49	Conn. & Soft Tissue	16	94.1	-	-	-	-	-	-	-	-	1	5.9	17	100.0
C50	Breast	568	95.0	2	0.3	1	0.1	-	-	-	-	29	4.7	600	100.0
C51	Vulva	2	66.7	-	-	-	-	-	-	-	-	1	33.3	3	100.0
C52	Vagina	8	100.0	-	-	-	-	-	-	-	-	-	-	8	100.0
C53	Cervix Uteri	124	84.4	2	1.4	-	-	-	-	-	-	21	14.3	147	100.0
C54	Corpus Uteri	52	92.9	1	1.8	1	1.8	-	-	-	-	2	3.6	56	100.0
C55	Uterus Unspecified	9	100.0	-	-	-	-	-	-	-	-	-	-	9	100.0
C56	Ovary etc.	60	60.0	15	15.0	3	3.0	-	-	-	-	22	22.0	100	100.0
C57	Other Female Genital	-	-	-	-	-	-	-	-	-	-	1	100.0	1	100.0
C58	Placenta	-	-	-	-	-	-	-	-	-	-	-	-	-	-
C64	Kidney etc.	4	80.0	-	-	-	-	-	-	-	-	1	20.0	5	100.0
C65	Renal Pelvis	-	-	-	-	-	-	-	-	-	-	-	-	-	-
C66	Ureter	-	-	-	-	-	-	-	-	-	-	-	-	-	-
C67	Bladder	5	55.6	-	-	-	-	-	-	-	-	4	44.4	9	100.0
C68	Uns. Urinary Organs	-	-	-	-	-	-	-	-	-	-	-	-	-	-
C69	Eye	3	100.0	-	-	-	-	-	-	-	-	-	-	3	100.0
C70-72	Brain, Nervous System	17	81.0	-	-	-	-	-	-	-	-	4	19.0	21	100.0
C73	Thyroid	63	91.3	3	4.3	-	-	-	-	-	-	3	4.3	69	100.0
C74	Adrenal Gland	-	-	-	-	-	-	-	-	-	-	2	100.0	2	100.0
C81	Hodgkins Disease	8	100.0	-	-	-	-	-	-	-	-	-	-	8	100.0
C82-85,C96	NHL	56	100.0	-	-	-	-	-	-	-	-	-	-	56	100.0
C88	Malign. Prol D	-	-	-	-	-	-	-	-	-	-	-	-	-	-
C90	Multiple Myeloma	38	90.5	2	4.8	-	-	-	-	-	-	2	4.8	42	100.0
C91	Lymphoid Leuk.	19	100.0	-	-	-	-	-	-	-	-	-	-	19	100.0
C92-94	Myeloid Leukaemia	44	100.0	-	-	-	-	-	-	-	-	-	-	44	100.0
C95	Leukaemia Uns	-	-	-	-	-	-	-	-	-	-	-	-	-	-
O&U	Other and Uns	1	1.8	37	67.3	1	1.8	-	-	-	-	16	29.1	55	100.0
	All Sites	1589	83.7	96	5.1	11	0.6	-	-	-	-	202	10.6	1898	100.0

# CLINICAL INFORMATION

**TABLE 4(a): Number (#) and Proportion (%) of cancers by site (ICD-10) and Broad Treatment Groups - Males**

ICD	Site	Treatment Groups									
		Prior Tmt. Only		Prior & Tmt. at RI		Tmt. Only at RI		No Treatment		Total	
		#	%	#	%	#	%	#	%	#	%
C00	Lip	2	66.7	-	-	1	33.3	-	-	3	100.0
C01-02	Tongue	22	19.6	13	11.6	57	50.9	20	17.9	112	100.0
C03-06	Mouth	31	17.7	19	10.9	86	49.1	39	22.3	175	100.0
C07-08	Salivary Gland	2	25.0	2	25.0	3	37.5	1	12.5	8	100.0
C09	Tonsil	1	25.0	-	-	2	50.0	1	25.0	4	100.0
C10	Oth. Or pharynx	11	15.3	2	2.8	43	59.7	16	22.2	72	100.0
C11	Nasopharynx	2	20.0	1	10.0	5	50.0	2	20.0	10	100.0
C12-13	Hypo pharynx	5	8.8	4	7.0	28	49.1	20	35.1	57	100.0
C14	Pharynx Unspecified	-	-	-	-	1	50.0	1	50.0	2	100.0
C15	Esophagus	10	11.4	2	2.3	42	47.7	34	38.6	88	100.0
C16	Stomach	27	18.0	8	6.0	36	23.0	83	53.0	153	100.0
C17	Small Intestine	1	20.0	2	40.0	1	20.0	1	20.0	5	100.0
C18	Colon	20	37.0	6	11.1	17	31.5	11	20.4	54	100.0
C19-20	Rectum	20	22.5	13	14.6	30	33.7	26	29.2	89	100.0
C21	Anus & Anal Canal	2	40.0	-	-	2	40.0	1	20.0	5	100.0
C22	Liver	6	12.5	4	8.3	6	12.5	32	66.7	48	100.0
C23-24	Galbladder etc.	3	20.0	2	13.3	1	6.7	9	60.0	15	100.0
C25	Pancreas	6	17.1	2	5.7	2	5.7	25	71.4	35	100.0
C30-31	Nose, Sinuses etc.	-	-	1	25.0	3	75.0	-	-	4	100.0
C32	Larynx	16	16.5	10	10.3	52	53.6	19	19.6	97	100.0
C33-34	Lung etc.	38	8.6	14	3.2	175	39.6	215	48.6	442	100.0
C37-38	Other Thoracic Organs	-	-	1	33.3	2	66.7	-	-	3	100.0
C40-41	Bone	4	25.0	3	18.8	5	31.2	4	25.0	16	100.0
C43	Melanoma of Skin	7	21.2	11	33.3	10	30.3	5	15.2	33	100.0
C44	Other Skin	3	18.8	3	18.8	8	50.0	2	12.5	16	100.0
C45	Mesothelioma	-	-	-	-	-	-	-	-	-	-
C46	Kaposi Sarcoma	-	-	-	-	-	-	-	-	-	-
C47+C49	Conn. & Soft Tissue	14	41.2	10	29.4	8	23.5	2	5.9	34	100.0
C50	Breast	1	14.0	2	29.0	3	43.0	1	14.0	7	100.0
C60	Penis	2	13.3	2	13.3	7	46.7	4	26.7	15	100.0
C61	Prostate	21	30.0	14	20.0	25	35.7	10	14.3	70	100.0
C62	Testis	2	40.0	1	20.0	-	-	2	40.0	5	100.0
C63	Other Male Genital	-	-	-	-	-	-	-	-	-	-
C64	Kidney etc.	11	44.0	4	16.0	2	8.0	8	32.0	25	100.0
C65	Renal Pelvis	1	100.0	-	-	-	-	-	-	1	100.0
C66	Ureter	1	100.0	-	-	-	-	-	-	1	100.0
C67	Bladder	25	47.2	10	18.9	8	15.1	10	18.9	53	100.0
C68	Uns.Urinary Organs	-	-	-	-	-	-	-	-	-	-
C69	Eye	1	100.0	-	-	-	-	-	-	1	100.0
C70-72	Brain, Nervous System	12	37.5	8	25.0	4	12.5	8	25.0	32	100.0
C73	Thyroid	9	39.1	2	8.7	4	17.4	8	34.8	23	100.0
C74	Adrenal Gland	-	-	-	-	-	-	-	-	-	-
C81	Hodgkins Disease	5	27.8	2	11.1	10	55.6	1	5.6	18	100.0
C82-85,C96	NHL	22	21.4	9	8.7	38	36.9	34	33.0	103	100.0
C88	Malig Imm.Prol D	1	100.0	-	-	-	-	-	-	1	100.0
C90	Multiple Myeloma	5	13.5	6	16.2	20	54.1	6	16.2	37	100.0
C91	Lymphoid Leuk.	3	15.8	3	15.8	6	31.6	7	36.8	19	100.0
C92-94	Myeloid Leukaemia	6	14.3	6	14.3	17	40.5	13	31.0	42	100.0
O&U	Other and Uns	10	9.4	2	1.9	15	14.2	79	74.5	106	100.0
C95	Leukaemia Uns	-	-	-	-	-	-	-	-	-	-
	All Sites	394	18.4	205	9.6	787	36.7	758	35.4	2144	100.0

**TABLE 4(b): Number (#) and Proportion (%) of cancers by site (ICD-10) and Broad Treatment Groups - Females**

ICD	Site	Treatment Groups									
		Prior Tmt. Only		Prior & Tmt. at RI		Tmt. Only at RI		No Treatment		Total	
		#	%	#	%	#	%	#	%	#	%
C00	Lip	2	20.0	-	-	4	40.0	4	40.0	10	100.0
C01-02	Tongue	8	15.4	6	11.5	27	51.9	11	21.2	52	100.0
C03-06	Mouth	11	10.6	14	13.5	50	48.1	29	27.9	104	100.0
C07-08	Salivary Gland	3	42.9	3	42.9	-	-	1	14.3	7	100.0
C09	Tonsil	-	-	-	-	-	-	-	-	-	-
C10	Oth. Oropharynx	-	-	-	-	2	66.7	1	33.3	3	100.0
C11	Nasopharynx	1	16.7	-	-	5	83.3	-	-	6	100.0
C12-13	Hypo pharynx	1	5.9	1	5.9	6	35.3	9	52.9	17	100.0
C14	Pharynx Unspecified	1	100.0	-	-	-	-	-	-	1	100.0
C15	Esophagus	4	6.3	7	11.1	31	49.2	21	33.3	63	100.0
C16	Stomach	13	21.7	7	11.7	12	20.0	28	46.7	60	100.0
C17	Small Intestine	2	100.0	-	-	-	-	-	-	2	100.0
C18	Colon	12	24.5	15	30.6	14	28.6	8	16.3	49	100.0
C19-20	Rectum	10	15.6	10	15.6	30	46.9	14	21.9	64	100.0
C21	Anus & Anal Canal	1	14.3	1	14.3	5	71.4	-	-	7	100.0
C22	Liver	1	7.1	-	-	-	-	13	92.9	14	100.0
C23-24	Gallbladder etc.	3	25.0	1	8.3	2	16.7	6	50.0	12	100.0
C25	Pancreas	5	20.0	1	4.0	5	20.0	14	56.0	25	100.0
C30-31	Nose, Sinuses etc.	1	33.3	-	-	2	66.7	-	-	3	100.0
C32	Larynx	-	-	-	-	4	57.1	3	42.9	7	100.0
C33-34	Lung etc.	8	9.6	5	6.0	29	34.9	41	49.4	83	100.0
C37-38	Other Thoracic Organs	2	100.0	-	-	-	-	-	-	2	100.0
C40-41	Bone	5	35.7	4	28.6	4	28.6	1	7.1	14	100.0
C43	Melanoma of Skin	6	28.6	2	9.5	6	28.6	7	33.3	21	100.0
C44	Other Skin	1	50.0	1	50.0	-	-	-	-	2	100.0
C45	Mesothelioma	-	-	-	-	-	-	-	-	-	-
C46	Kaposi Sarcoma	-	-	-	-	-	-	-	-	-	-
C47+C49	Conn. & Soft Tissue	2	11.8	3	17.6	6	35.3	6	35.3	17	100.0
C50	Breast	86	14.0	134	22.0	284	47.0	96	16.0	600	100.0
C51	Vulva	1	33.3	-	-	1	33.3	1	33.3	3	100.0
C52	Vagina	-	-	2	25.0	4	50.0	2	25.0	8	100.0
C53	Cervix Uteri	27	18.4	15	10.2	68	46.3	37	25.2	147	100.0
C54	Corpus Uteri	25	44.6	13	23.2	13	23.2	5	8.9	56	100.0
C55	Uterus Unspecified	6	66.7	2	22.2	1	11.1	-	-	9	100.0
C56	Ovary etc.	30	30.0	22	22.0	28	28.0	20	20.0	100	100.0
C57	Other Female Genital	-	-	-	-	-	-	1	100.0	1	100.0
C58	Placenta	-	-	-	-	-	-	-	-	-	-
C64	Kidney etc.	-	-	3	60.0	1	20.0	1	20.0	5	100.0
C65	Renal Pelvis	-	-	-	-	-	-	-	-	-	-
C66	Ureter	-	-	-	-	-	-	-	-	-	-
C67	Bladder	2	22.2	1	11.1	1	11.1	5	55.6	9	100.0
C68	Uns. Urinary Organs	-	-	-	-	-	-	-	-	-	-
C69	Eye	-	-	2	66.7	-	-	1	33.3	3	100.0
C70-72	Brain, Nervous System	11	52.4	6	28.6	-	-	4	19.0	21	100.0
C73	Thyroid	23	33.3	10	14.5	23	33.3	13	18.8	69	100.0
C74	Adrenal Gland	1	50.0	-	-	-	-	1	50.0	2	100.0
C81	Hodgkin's disease	-	-	1	12.5	4	50.0	3	37.5	8	100.0
C82-85,C96	NHL	1	1.8	5	8.9	30	53.6	20	35.7	56	100.0
C88	Malig Imm.Prol D	-	-	-	-	-	-	-	-	-	-
C90	Multiple Myeloma	4	9.5	6	14.3	18	42.9	14	33.3	42	100.0
C91	Lymphoid Leuk.	4	21.1	1	5.3	5	26.3	9	47.4	19	100.0
C92-94	Myeloid Leukemia	4	9.1	6	13.6	17	38.6	17	38.6	44	100.0
C95	Leukemia Uns	-	-	-	-	-	-	-	-	-	-
O&U	Other and Uns	7	12.7	5	9.1	5	9.1	38	69.1	55	100.0
	All Sites	343	18.1	314	16.5	746	39.3	495	26.1	1898	100.0

O & U : C26, C39, C48, C75, C76, C77, C78, C79, C80, C97



**TABLE 5(a): Number (#) and Proportion (%) of cancers by site (ICD-10) and Clinical Extent of Disease- Males**

ICD	Site	Clinical Extent of Disease											
		Localised		Regional		Distant		Others		Unknown		Total	
		#	%	#	%	#	%	#	%	#	%	#	%
C00	Lip	-	-	1	100.0	-	-	-	-	-	-	1	100.0
C01-02	Tongue	2	3.5	49	86.0	6	10.5	-	-	-	-	57	100.0
C03-06	Mouth	-	-	84	97.7	2	2.3	-	-	-	-	86	100.0
C07-08	Salivary Gland	-	-	3	100.0	-	-	-	-	-	-	3	100.0
C09	Tonsil	-	-	2	100.0	-	-	-	-	-	-	2	100.0
C10	Oth. Oropharynx	-	-	36	83.7	7	16.3	-	-	-	-	43	100.0
C11	Nasopharynx	-	-	4	80.0	1	20.0	-	-	-	-	5	100.0
C12-13	Hypo pharynx	-	-	21	75.0	7	25.0	-	-	-	-	28	100.0
C14	Pharynx Unspecified	-	-	1	100.0	-	-	-	-	-	-	1	100.0
C15	Esophagus	1	2.4	13	31.0	27	64.3	-	-	1	2.4	42	100.0
C16	Stomach	-	-	18	50.0	18	50.0	-	-	-	-	36	100.0
C17	Small Intestine	-	-	1	100.0	-	-	-	-	-	-	1	100.0
C18	Colon	-	-	12	70.6	5	29.4	-	-	-	-	17	100.0
C19-20	Rectum	-	-	22	73.3	8	26.7	-	-	-	-	30	100.0
C21	Anus & Anal Canal	-	-	1	50.0	1	50.0	-	-	-	-	2	100.0
C22	Liver	-	-	1	16.7	5	83.3	-	-	-	-	6	100.0
C23-24	Gallbladder etc.	-	-	1	100.0	-	-	-	-	-	-	1	100.0
C25	Pancreas	-	-	-	-	2	100.0	-	-	-	-	2	100.0
C30-31	Nose, Sinuses etc.	-	-	3	100.0	-	-	-	-	-	-	3	100.0
C32	Larynx	5	9.6	43	82.7	4	7.7	-	-	-	-	52	100.0
C33-34	Lung etc.	1	0.6	37	21.1	137	78.3	-	-	-	-	175	100.0
C37-38	Other Thoracic Organs	-	-	-	-	2	100.0	-	-	-	-	2	100.0
C40-41	Bone	-	-	3	60.0	2	40.0	-	-	-	-	5	100.0
C43	Melanoma of Skin	-	-	8	80.0	1	10.0	1	10.0	-	-	10	100.0
C44	Other Skin	-	-	6	75.0	2	25.0	-	-	-	-	8	100.0
C45	Mesothelioma	-	-	-	-	-	-	-	-	-	-	-	-
C46	Kaposi Sarcoma	-	-	-	-	-	-	-	-	-	-	-	-
C47+C49	Conn. & Soft Tissue	-	-	4	50.0	4	50.0	-	-	-	-	8	100.0
C50	Breast	-	-	5	100.0	-	-	-	-	-	-	5	100.0
C60	Penis	-	-	7	100.0	-	-	-	-	-	-	7	100.0
C61	Prostate	-	-	10	40.0	15	60.0	-	-	-	-	25	100.0
C62	Testis	-	-	-	-	-	-	-	-	-	-	-	-
C63	Other Male Genital	-	-	-	-	-	-	-	-	-	-	-	-
C64	Kidney etc.	-	-	-	-	2	100.0	-	-	-	-	2	100.0
C65	Renal Pelvis	-	-	-	-	-	-	-	-	-	-	-	-
C66	Ureter	-	-	-	-	-	-	-	-	-	-	-	-
C67	Bladder	-	-	5	62.5	2	25.0	1	12.5	-	-	8	100.0
C68	Uns. Urinary Organs	-	-	-	-	-	-	-	-	-	-	-	-
C69	Eye	-	-	-	-	-	-	-	-	-	-	-	-
C70-72	Brain, Nervous System	-	-	3	75.0	1	25.0	-	-	-	-	4	100.0
C73	Thyroid	-	-	3	75.0	1	25.0	-	-	-	-	4	100.0
C74	Adrenal Gland	-	-	-	-	-	-	-	-	-	-	-	-
C81	Hodgkins Disease	-	-	10	100.0	-	-	-	-	-	-	10	100.0
C82-85,C96	NHL	-	-	25	65.8	3	7.9	10	26.3	-	-	38	100.0
C88	Malig Imm.Prol D	-	-	-	-	-	-	-	-	-	-	-	-
C90	Multiple Myeloma	-	-	-	-	-	-	20	100.0	-	-	20	100.0
C91	Lymphoid Leuk.	-	-	-	-	-	-	6	100.0	-	-	6	100.0
C92-94	Myeloid Leukaemia	-	-	1	5.9	-	-	16	94.1	-	-	17	100.0
C95	Leukaemia Uns	-	-	-	-	-	-	-	-	-	-	-	-
O&U	Other and Uns	-	-	1	6.7	2	13.3	12	80.0	-	-	15	100.0
	All Sites	9	1.1	444	56.4	267	33.9	66	8.4	1	0.1	787	100.0

O & U : C26, C39, C48, C75, C76, C77, C78, C79, C80, C97

**TABLE 5(b): Number (#) and Proportion (%) of cancers by site (ICD-10) and Clinical Extent of Disease - Females (Treatment Only at RI)**

ICD	Site	Clinical Extent of Disease											
		Localised		Regional		Distant		Others		Unknown		Total	
		#	%	#	%	#	%	#	%	#	%	#	%
C00	Lip	-	-	3	75.0	1	25.0	-	-	-	-	4	100.0
C01-02	Tongue	2	7.4	24	88.9	1	3.7	-	-	-	-	27	100.0
C03-06	Mouth	1	2.0	46	92.0	2	4.0	1	2.0	-	-	50	100.0
C07-08	Salivary Gland	-	-	-	-	-	-	-	-	-	-	-	-
C09	Tonsil	-	-	-	-	-	-	-	-	-	-	-	-
C10	Oth. Or pharynx	-	-	1	50.0	1	50.0	-	-	-	-	2	100.0
C11	Nasopharynx	-	-	4	80.0	1	20.0	-	-	-	-	5	100.0
C12-13	Hypo pharynx	1	16.7	3	50.0	2	33.3	-	-	-	-	6	100.0
C14	Pharynx Unspecified	-	-	-	-	-	-	-	-	-	-	-	-
C15	Esophagus	1	3.2	9	29.0	20	64.5	1	3.2	-	-	31	100.0
C16	Stomach	-	-	4	33.3	8	66.7	-	-	-	-	12	100.0
C17	Small Intestine	-	-	-	-	-	-	-	-	-	-	-	-
C18	Colon	-	-	11	78.6	3	21.4	-	-	-	-	14	100.0
C19-20	Rectum	-	-	22	73.3	8	26.7	-	-	-	-	30	100.0
C21	Anus & Anal Canal	-	-	2	40.0	3	60.0	-	-	-	-	5	100.0
C22	Liver	-	-	-	-	-	-	-	-	-	-	-	-
C23-24	Gallbladder etc.	-	-	1	50.0	1	50.0	-	-	-	-	2	100.0
C25	Pancreas	-	-	-	-	5	100.0	-	-	-	-	5	100.0
C30-31	Nose, Sinuses etc.	-	-	2	100.0	-	-	-	-	-	-	2	100.0
C32	Larynx	-	-	4	100.0	-	-	-	-	-	-	4	100.0
C33-34	Lung etc.	-	-	3	10.3	26	89.7	-	-	-	-	29	100.0
C37-38	Other Thoracic Organs	-	-	-	-	-	-	-	-	-	-	-	-
C40-41	Bone	-	-	3	75.0	-	-	1	25.0	-	-	4	100.0
C43	Melanoma of Skin	-	-	5	83.3	1	16.7	-	-	-	-	6	100.0
C44	Other Skin	-	-	-	-	-	-	-	-	-	-	-	-
C45	Mesothelioma	-	-	-	-	-	-	-	-	-	-	-	-
C46	Kaposi Sarcoma	-	-	-	-	-	-	-	-	-	-	-	-
C47+C49	Conn. & Soft Tissue	1	16.7	3	50.0	1	16.7	1	16.7	-	-	6	100.0
C50	Breas	7	2.5	229	80.9	45	15.9	1	0.4	1	0.4	283	100.0
C51	Vulva	-	-	-	-	1	100.0	-	-	-	-	1	100.0
C52	Vagina	-	-	2	50.0	2	50.0	-	-	-	-	4	100.0
C53	Cervix Uteri	-	-	56	82.4	12	17.6	-	-	-	-	68	100.0
C54	Corpus Uteri	-	-	10	76.9	2	15.4	1	7.7	-	-	13	100.0
C55	Uterus Unspecified	-	-	-	-	1	100.0	-	-	-	-	1	100.0
C56	Ovary etc.	1	3.6	3	10.7	23	82.1	1	3.6	-	-	28	100.0
C57	Other Female Genital	-	-	-	-	-	-	-	-	-	-	-	-
C58	Placenta	-	-	-	-	-	-	-	-	-	-	-	-
C64	Kidney etc	-	-	1	100.0	-	-	-	-	-	-	1	100.0
C65	Renal Pelvis	-	-	-	-	-	-	-	-	-	-	-	-
C66	Ureter	-	-	-	-	-	-	-	-	-	-	-	-
C67	Bladder	-	-	1	100.0	-	-	-	-	-	-	1	100.0
C68	Uns.Urinary Organs	-	-	-	-	-	-	-	-	-	-	-	-
C69	Eye	-	-	-	-	-	-	-	-	-	-	-	-
C70-72	Brain, Nervous System	-	-	-	-	-	-	-	-	-	-	-	-
C73	Thyroid	1	4.3	17	73.9	5	21.7	-	-	-	-	23	100.0
C74	Adrenal Gland	-	-	-	-	-	-	-	-	-	-	-	-
C81	Hodgkin's disease	-	-	3	75.0	1	25.0	-	-	-	-	4	100.0
C82-85,C96	NHL	-	-	13	43.3	3	10.0	13	43.3	1	3.3	30	100.0
C88	Malig Imm.Prol D	-	-	-	-	-	-	-	-	-	-	-	-
C90	Multiple Myeloma	-	-	-	-	-	-	18	100.0	-	-	18	100.0
C91	Lymphoid Leuk.	-	-	-	-	-	-	5	100.0	-	-	5	100.0
C92-94	Myeloid Leukemia	-	-	-	-	-	-	17	100.0	-	-	17	100.0
C95	Leukemia Uns	-	-	-	-	-	-	-	-	-	-	-	-
O&U	Other and Uns	1	20.0	-	-	-	-	4	80.0	-	-	5	100.0
	All Sites	16	2.1	485	65.0	179	24.0	64	8.6	2	0.3	746	100.0

O & U : C26, C39, C48, C75, C76, C77, C78, C79, C80, C97

**TABLE 6(a): Number (#) and Proportion (%) of cancers by site (ICD-10) and Type of Treatment - Males  
(Treatment Only at RI)**

ICD 10	Site	Type of Treatment																			
		Surgery		R-Therapy		C-Therapy		S+R		S+C		R+C		S+R+C		Others		Unknown		Total	
		#	%	#	%	#	%	#	%	#	%	#	%	#	%	#	%	#	%	#	%
C00	Lip	-	-	1	100.0	-	-	-	-	-	-	-	-	-	-	-	-	-	-	1	100.0
C01-02	Tongue	18	31.6	23	40.4	-	-	9	15.8	-	-	3	5.3	3	5.3	1	1.8	-	-	57	100.0
C03-06	Mouth	21	24.4	26	30.2	-	-	29	33.7	-	-	3	3.5	7	8.1	-	-	-	-	86	100.0
C07-08	Salivary Gland	-	-	1	33.3	-	-	1	33.3	-	-	1	33.3	-	-	-	-	-	-	3	100.0
C09	Tonsil	-	-	2	100.0	-	-	-	-	-	-	-	-	-	-	-	-	-	-	2	100.0
C10	Oth. Or pharynx	-	-	25	58.1	-	-	-	-	-	-	16	37.2	2	4.7	-	-	-	-	43	100.0
C11	Nasopharynx	-	-	-	-	-	-	1	20.0	-	-	4	80.0	-	-	-	-	-	-	5	100.0
C12-13	Hypo pharynx	1	3.6	15	53.6	-	-	-	-	-	-	11	39.3	1	3.6	-	-	-	-	28	100.0
C14	Pharynx Unspecified	-	-	1	100.0	-	-	-	-	-	-	-	-	-	-	-	-	-	-	1	100.0
C15	Esophagus	2	4.8	25	59.5	-	-	1	2.4	-	-	13	31.0	1	2.4	-	-	-	-	42	100.0
C16	Stomach	10	27.8	9	25.0	8	22.2	-	-	6	16.7	3	8.3	-	-	-	-	-	-	36	100.0
C17	Small Intestine	1	100.0	-	-	-	-	-	-	-	-	-	-	-	-	-	-	-	-	1	100.0
C18	Colon	9	52.9	-	-	4	23.5	-	-	4	23.5	-	-	-	-	-	-	-	-	17	100.0
C19-20	Rectum	6	20.0	4	13.3	3	10.0	-	-	3	10.0	3	10.0	11	36.7	-	-	-	-	30	100.0
C21	Anus & Anal Canal	-	-	1	50.0	-	-	-	-	-	-	1	50.0	-	-	-	-	-	-	2	100.0
C22	Liver	-	-	1	16.7	4	66.7	-	-	1	16.7	-	-	-	-	-	-	-	-	6	100.0
C23-24	Gallbladder etc.	-	-	-	-	-	-	-	-	1	100.0	-	-	-	-	-	-	-	-	1	100.0
C25	Pancreas	-	-	1	50.0	1	50.0	-	-	-	-	-	-	-	-	-	-	-	-	2	100.0
C30-31	Nose, Sinuses etc.	-	-	1	33.3	-	-	1	33.3	1	33.3	-	-	-	-	-	-	-	-	3	100.0
C32	Larynx	11	21.2	21	40.4	-	-	7	13.5	-	-	11	21.2	2	3.8	-	-	-	-	52	100.0
C33-34	Lung etc.	1	0.6	106	60.6	24	13.7	1	0.6	-	-	43	24.6	-	-	-	-	-	-	175	100.0
C37-38	Other Thoracic Organs	1	50.0	1	50.0	-	-	-	-	-	-	-	-	-	-	-	-	-	-	2	100.0
C40-41	Bone	1	20.0	-	-	-	-	-	-	3	60.0	1	20.0	-	-	-	-	-	-	5	100.0
C43	Melanoma of Skin	6	60.0	2	20.0	-	-	2	20.0	-	-	-	-	-	-	-	-	-	-	10	100.0
C44	Other Skin	5	62.5	1	12.5	-	-	2	25.0	-	-	-	-	-	-	-	-	-	-	8	100.0
C45	Mesothelioma	-	-	-	-	-	-	-	-	-	-	-	-	-	-	-	-	-	-	-	-
C46	Kaposi Sarcoma	-	-	-	-	-	-	-	-	-	-	-	-	-	-	-	-	-	-	-	-
C47+C49	Conn. & Soft Tissue	-	-	1	12.5	2	25.0	3	37.5	1	12.5	-	-	1	12.5	-	-	-	-	8	100.0
C50	Breast	1	20.0	-	-	1	20.0	-	-	-	-	-	-	-	-	3	60.0	-	-	5	100.0
C60	Penis	6	85.7	-	-	-	-	1	14.3	-	-	-	-	-	-	-	-	-	-	7	100.0
C61	Prostate	-	-	2	8.0	-	-	-	-	-	-	2	8.0	-	-	21	84.0	-	-	25	100.0
C62	Testis	-	-	-	-	-	-	-	-	-	-	-	-	-	-	-	-	-	-	-	-
C63	Other Male Genital	-	-	-	-	-	-	-	-	-	-	-	-	-	-	-	-	-	-	-	-
C64	Kidney etc.	-	-	2	100.0	-	-	-	-	-	-	-	-	-	-	-	-	-	-	2	100.0
C65	Renal Pelvis	-	-	-	-	-	-	-	-	-	-	-	-	-	-	-	-	-	-	-	-
C66	Ureter	-	-	-	-	-	-	-	-	-	-	-	-	-	-	-	-	-	-	-	-
C67	Bladder	4	50.0	3	37.5	-	-	1	12.5	-	-	-	-	-	-	-	-	-	-	8	100.0
C68	Uns. Urinary Organs	-	-	-	-	-	-	-	-	-	-	-	-	-	-	-	-	-	-	-	-
C69	Eye	-	-	-	-	-	-	-	-	-	-	-	-	-	-	-	-	-	-	-	-
C70-72	Brain, Nervous System	-	-	3	75.0	-	-	-	-	-	-	1	25.0	-	-	-	-	-	-	4	100.0
C73	Thyroid	1	25.0	1	25.0	-	-	1	25.0	-	-	1	25.0	-	-	-	-	-	-	4	100.0
C74	Adrenal Gland	-	-	-	-	-	-	-	-	-	-	-	-	-	-	-	-	-	-	-	-
C81	Hodgkin's Disease	-	-	-	9	90.0	-	-	-	-	1	10.0	-	-	-	-	-	-	-	10	100.0
C82-85,C96	NHL	-	3	7.9	28	73.7	-	-	1	2.6	3	7.9	-	2	5.3	1	2.6	38	100.0	-	-
C88	Malignant Imm. Prol D	-	-	-	-	-	-	-	-	-	-	-	-	-	-	-	-	-	-	-	-
C90	Multiple Myeloma	-	-	-	-	18	90.0	-	-	-	-	2	10.0	-	-	-	-	-	-	20	100.0
C91	Lymphoid Leuk.	-	-	-	-	3	50.0	-	-	-	-	3	50.0	-	-	-	-	-	-	6	100.0
C92-94	Myeloid Leukemia	-	-	-	-	17	100.0	-	-	-	-	-	-	-	-	-	-	-	-	17	100.0
C95	Leukemia Uns	-	-	-	-	-	-	-	-	-	-	-	-	-	-	-	-	-	-	-	-
O&U	Other and Uns	1	6.7	11	73.3	1	6.7	1	6.7	-	-	1	6.7	-	-	-	-	-	-	15	100.0
	All Sites	106	13.5	293	37.2	123	15.6	61	7.8	21	2.7	127	16.1	28	3.6	27	3.4	1	0.1	787	100.0

O & U: C26, C39, C48, C75, C76, C77, C78, C79, C80, C97

**TABLE (6b): Number (#) and Proportion (%) of Cancers by site (ICD-10) and Type of Treatment- Females**

ICD 10	Site	Type of Treatment																			
		Surgery		R-Therapy		C-Therapy		S+R		S+C		R+C		S+R+C		Others		Unknown		Total	
		#	%	#	%	#	%	#	%	#	%	#	%	#	%	#	%	#	%	#	%
C00	Lip	1	25.0	1	25.0	-	-	2	50.0	-	-	-	-	-	-	-	-	-	-	4	100.0
C01-02	Tongue	14	51.9	4	14.8	1	3.7	8	29.6	-	-	-	-	-	-	-	-	-	-	27	100.0
C03-06	Mouth	15	30.0	16	32.0	-	-	19	38.0	-	-	-	-	-	-	-	-	-	-	50	100.0
C07-08	Salivary Gland	-	-	-	-	-	-	-	-	-	-	-	-	-	-	-	-	-	-	-	-
C09	Tonsil	-	-	-	-	-	-	-	-	-	-	-	-	-	-	-	-	-	-	-	-
C10	Oth. Or pharynx	-	-	1	50.0	-	-	-	-	-	-	1	50.0	-	-	-	-	-	-	2	100.0
C11	Nasopharynx	-	-	2	40.0	-	-	-	-	-	-	3	60.0	-	-	-	-	-	-	5	100.0
C12-13	Hypo pharynx	-	-	5	83.3	-	-	1	16.7	-	-	-	-	-	-	-	-	-	-	6	100.0
C14	Pharynx Unspecified	-	-	-	-	-	-	-	-	-	-	-	-	-	-	-	-	-	-	-	-
C15	Esophagus	2	6.5	25	80.6	1	3.2	-	-	-	-	3	9.7	-	-	-	-	-	-	31	100.0
C16	Stomach	3	25.0	4	33.3	3	25.0	-	-	1	8.3	-	-	1	8.3	-	-	-	-	12	100.0
C17	Small Intestine	-	-	-	-	-	-	-	-	-	-	-	-	-	-	-	-	-	-	-	-
C18	Colon	11	78.6	-	-	1	7.1	-	-	2	14.3	-	-	-	-	-	-	-	-	14	100.0
C19-20	Rectum	2	6.7	6	20.0	4	13.3	-	-	-	-	1	3.3	17	56.7	-	-	-	-	30	100.0
C21	Anus & Anal Canal	-	-	2	40.0	-	-	-	-	1	20.0	1	20.0	1	20.0	-	-	-	-	5	100.0
C22	Liver	-	-	-	-	-	-	-	-	-	-	-	-	-	-	-	-	-	-	-	-
C23-24	Gallbladder etc.	-	-	-	-	1	50.0	-	-	1	50.0	-	-	-	-	-	-	-	-	2	100.0
C25	Pancreas	1	20.0	-	-	4	80.0	-	-	-	-	-	-	-	-	-	-	-	-	5	100.0
C30-31	Nose, Sinuses etc.	-	-	1	50.0	-	-	1	50.0	-	-	-	-	-	-	-	-	-	-	2	100.0
C32	Larynx	-	-	2	50.0	-	-	-	-	-	-	2	50.0	-	-	-	-	-	-	4	100.0
C33-34	Lung etc.	-	-	19	65.5	5	17.2	1	3.4	-	-	4	13.8	-	-	-	-	-	-	29	100.0
C37-38	Other Thoracic Organs	-	-	-	-	-	-	-	-	-	-	-	-	-	-	-	-	-	-	-	-
C40-41	Bone	-	-	2	50.0	-	-	-	-	-	-	1	25.0	1	25.0	-	-	-	-	4	100.0
C43	Melanoma of Skin	5	83.3	1	16.7	-	-	-	-	-	-	-	-	-	-	-	-	-	-	6	100.0
C44	Other Skin	-	-	-	-	-	-	-	-	-	-	-	-	-	-	-	-	-	-	-	-
C45	Mesothelioma	-	-	-	-	-	-	-	-	-	-	-	-	-	-	-	-	-	-	-	-
C46	Kaposi Sarcoma	-	-	-	-	-	-	-	-	-	-	-	-	-	-	-	-	-	-	-	-
C47+C49	Conn. & Soft Tissue	5	83.3	-	-	-	-	1	16.7	-	-	-	-	-	-	-	-	-	-	6	100.0
C50	Breast	12	4.2	2	0.7	10	3.5	-	-	30	10.6	7	2.5	75	26.5	147	51.9	-	-	283	100.0
C51	Vulva	-	-	1	100.0	-	-	-	-	-	-	-	-	-	-	-	-	-	-	1	100.0
C52	Vagina	-	-	2	50.0	-	-	-	-	-	-	2	50.0	-	-	-	-	-	-	4	100.0
C53	Cervix Uteri	5	7.4	17	25.0	-	-	1	1.5	-	-	43	63.2	2	2.9	-	-	-	-	68	100.0
C54	Corpus Uteri	3	23.1	-	-	-	-	7	53.8	-	-	-	-	3	23.1	-	-	-	-	13	100.0
C55	Uterus Unspecified	-	-	-	-	1	100.0	-	-	-	-	-	-	-	-	-	-	-	-	1	100.0
C56	Ovary etc.	1	3.6	-	-	8	28.6	1	3.6	17	60.7	-	-	1	3.6	-	-	-	-	28	100.0
C57	Other Female Genital	-	-	-	-	-	-	-	-	-	-	-	-	-	-	-	-	-	-	-	-
C58	Placenta	-	-	-	-	-	-	-	-	-	-	-	-	-	-	-	-	-	-	-	-
C64	Kidney etc.	1	100.0	-	-	-	-	-	-	-	-	-	-	-	-	-	-	-	-	1	100.0
C65	Renal Pelvis	-	-	-	-	-	-	-	-	-	-	-	-	-	-	-	-	-	-	-	-
C66	Ureter	-	-	-	-	-	-	-	-	-	-	-	-	-	-	-	-	-	-	-	-
C67	Bladder	1	100.0	-	-	-	-	-	-	-	-	-	-	-	-	-	-	-	-	1	100.0
C68	Uns. Urinary Organs	-	-	-	-	-	-	-	-	-	-	-	-	-	-	-	-	-	-	-	-
C69	Eye	-	-	-	-	-	-	-	-	-	-	-	-	-	-	-	-	-	-	-	-
C70-72	Brain, Nervous System	-	-	-	-	-	-	-	-	-	-	-	-	-	-	-	-	-	-	-	-
C73	Thyroid	17	73.9	5	21.7	-	-	-	-	-	-	-	-	-	-	1	4.3	-	-	23	100.0
C74	Adrenal Gland	-	-	-	-	-	-	-	-	-	-	-	-	-	-	-	-	-	-	-	-
C81	Hodgkins Disease	-	-	-	-	4	100.0	-	-	-	-	-	-	-	-	-	-	-	-	4	100.0
C82-85,C96	NHL	-	-	-	-	23	76.7	-	-	-	-	6	20.0	-	-	1	3.3	-	-	30	100.0
C88	Malig Imm.Prol D	-	-	-	-	-	-	-	-	-	-	-	-	-	-	-	-	-	-	-	-
C90	Multiple Myeloma	-	-	-	-	15	8.3	-	-	-	-	3	16.7	-	-	-	-	-	-	18	100.0
C91	Lymphoid Leuk.	-	-	-	-	4	80.0	-	-	-	-	1	20.0	-	-	-	-	-	-	5	100.0
C92-94	Myeloid Leukaemia	1	5.9	-	-	16	94.1	-	-	-	-	-	-	-	-	-	-	-	-	17	100.0
C95	Leukaemia Uns	-	-	-	-	-	-	-	-	-	-	-	-	-	-	-	-	-	-	-	-
O&U	Other and Uns	1	20.0	4	80.0	-	-	-	-	-	-	-	-	-	-	-	-	-	-	5	100.0
	All Sites	101	13.5	122	16.4	101	13.5	42	5.6	52	7.0	78	10.5	101	13.5	149	20.0	-	-	746	100.0

**TABLE 7(a): Number (#) and Proportion (%) of cancers by site (ICD-10) and Any Specific Treatment - Males  
(Treatment Only at RI)**

ICD 10	Site	Type of Treatment														
		Any S		Any R		Any C		Any H		Others		Unknown		Total		
		#	%	#	%	#	%	#	%	#	%	#	%	#	%	
C00	Lip	-	-	1	100.0	-	-	-	-	-	-	-	-	-	1	100.0
C01-02	Tongue	30	40.0	38	50.7	6	8.0	1	1.3	-	-	-	-	-	75	100.0
C03-06	Mouth	57	43.2	65	49.2	10	7.6	-	-	-	-	-	-	-	132	100.0
C07-08	Salivary Gland	1	20.0	3	60.0	1	20.0	-	-	-	-	-	-	-	5	100.0
C09	Tonsil	-	-	2	100.0	-	-	-	-	-	-	-	-	-	2	100.0
C10	Oth. Oropharynx	2	3.2	43	68.3	18	28.6	-	-	-	-	-	-	-	63	100.0
C11	Nasopharynx	1	10.0	5	50.0	4	40.0	-	-	-	-	-	-	-	10	100.0
C12-13	Hypopharynx	2	4.9	27	65.9	12	29.3	-	-	-	-	-	-	-	41	100.0
C14	Pharynx Unspecified	-	-	1	100.0	-	-	-	-	-	-	-	-	-	1	100.0
C15	Oesophagus	4	6.9	40	69.0	14	24.1	-	-	-	-	-	-	-	58	100.0
C16	Stomach	16	35.6	12	26.7	17	37.8	-	-	-	-	-	-	-	45	100.0
C17	Small Intestine	1	100.0	-	-	-	-	-	-	-	-	-	-	-	1	100.0
C18	Colon	13	61.9	-	-	8	38.1	-	-	-	-	-	-	-	21	100.0
C19-20	Rectum	20	34.5	18	31.0	20	34.5	-	-	-	-	-	-	-	58	100.0
C21	Anus & Anal Canal	-	-	2	66.7	1	33.3	-	-	-	-	-	-	-	3	100.0
C22	Liver	1	14.3	1	14.3	5	71.4	-	-	-	-	-	-	-	7	100.0
C23-24	Gallbladder etc.	1	50.0	-	-	1	50.0	-	-	-	-	-	-	-	2	100.0
C25	Pancreas	-	-	1	50.0	1	50.0	-	-	-	-	-	-	-	2	100.0
C30-31	Nose, Sinuses etc.	2	40.0	2	40.0	1	20.0	-	-	-	-	-	-	-	5	100.0
C32	Larynx	20	27.0	41	55.4	13	17.6	-	-	-	-	-	-	-	74	100.0
C33-34	Lung etc.	2	0.9	150	68.5	67	30.6	-	-	-	-	-	-	-	219	100.0
C37-38	Other Thoracic Organs	1	50.0	1	50.0	-	-	-	-	-	-	-	-	-	2	100.0
C40-41	Bone	4	44.4	1	11.1	4	44.4	-	-	-	-	-	-	-	9	100.0
C43	Melanoma of Skin	8	66.7	4	33.3	-	-	-	-	-	-	-	-	-	12	100.0
C44	Other Skin	7	70.0	3	30.0	-	-	-	-	-	-	-	-	-	10	100.0
C45	Mesothelioma	-	-	-	-	-	-	-	-	-	-	-	-	-	-	-
C46	Kaposi Sarcoma	-	-	-	-	-	-	-	-	-	-	-	-	-	-	-
C47+C49	Conn. & Soft Tissue	5	35.7	5	35.7	4	28.6	-	-	-	-	-	-	-	14	100.0
C50	Breast	4	28.6	3	21.4	4	28.6	3	21.4	-	-	-	-	-	14	100.0
C60	Penis	7	87.5	1	12.5	-	-	-	-	-	-	-	-	-	8	100.0
C61	Prostate	-	-	12	28.6	9	21.4	21	50.0	-	-	-	-	-	42	100.0
C62	Testis	-	-	-	-	-	-	-	-	-	-	-	-	-	-	-
C63	Other Male Genital	-	-	-	-	-	-	-	-	-	-	-	-	-	-	-
C64	Kidney etc.	-	-	2	100.0	-	-	-	-	-	-	-	-	-	2	100.0
C65	Renal Pelvis	-	-	-	-	-	-	-	-	-	-	-	-	-	-	-
C66	Ureter	-	-	-	-	-	-	-	-	-	-	-	-	-	-	-
C67	Bladder	5	55.6	4	44.4	-	-	-	-	-	-	-	-	-	9	100.0
C68	Uns. Urinary Organs	-	-	-	-	-	-	-	-	-	-	-	-	-	-	-
C69	Eye	-	-	-	-	-	-	-	-	-	-	-	-	-	-	-
C70-72	Brain, Nervous System	-	-	4	80.0	1	20.0	-	-	-	-	-	-	-	5	100.0
C73	Thyroid	2	33.3	3	50.0	1	16.7	-	-	-	-	-	-	-	6	100.0
C74	Adrenal Gland	-	-	-	-	-	-	-	-	-	-	-	-	-	-	-
C81	Hodgkins Disease	-	-	1	9.1	10	90.9	-	-	-	-	-	-	-	11	100.0
C82-85, C96	NHL	1	2.4	6	14.3	32	76.2	-	-	2	4.8	1	2.4	42	100.0	
C88	Malignant Imm. Prol D	-	-	-	-	-	-	-	-	-	-	-	-	-	-	-
C90	Multiple Myeloma	-	-	2	9.1	20	90.9	-	-	-	-	-	-	-	22	100.0
C91	Lymphoid Leuk.	-	-	3	33.3	6	66.7	-	-	-	-	-	-	-	9	100.0
C92-94	Myeloid Leukaemia	-	-	-	-	17	100.0	-	-	-	-	-	-	-	17	100.0
C95	Leukaemia Uns	-	-	-	-	-	-	-	-	-	-	-	-	-	-	-
O&U	Other and Uns	2	11.8	13	76.5	2	11.8	-	-	-	-	-	-	-	17	100.0
	All Sites	219	20.4	520	48.3	309	28.7	25	2.3	2	0.2	1	0.1	1076	100.0	

O & U : C26, C39, C48, C75, C76, C77, C78, C79, C80, C97

**TABLE 7(b): Number (#) and Proportion (%) of cancers by site (ICD-10) and Any Specific Treatment - Females (Treatment Only at RI)**

ICD 10	Site	Type of Treatment													
		Any S		Any R		Any C		Any H		Others		Unknown		Total	
		#	%	#	%	#	%	#	%	#	%	#	%	#	%
C00	Lip	3	50.0	3	50.0	-	-	-	-	-	-	-	-	6	100.0
C01-02	Tongue	22	62.9	12	34.3	1	2.9	-	-	-	-	-	-	35	100.0
C03-06	Mouth	34	49.3	35	50.7	-	-	-	-	-	-	-	-	69	100.0
C07-08	Salivary Gland	-	-	-	-	-	-	-	-	-	-	-	-	-	-
C09	Tonsil	-	-	-	-	-	-	-	-	-	-	-	-	-	-
C10	Oth. Or pharynx	-	-	2	66.7	1	33.3	-	-	-	-	-	-	3	100.0
C11	Nasopharynx	-	-	5	62.5	3	37.5	-	-	-	-	-	-	8	100.0
C12-13	Hypo pharynx	1	14.3	6	85.7	-	-	-	-	-	-	-	-	7	100.0
C14	Pharynx Unspecified	-	-	-	-	-	-	-	-	-	-	-	-	-	-
C15	Esophagus	2	5.9	28	82.4	4	11.8	-	-	-	-	-	-	34	100.0
C16	Stomach	5	33.3	5	33.3	5	33.3	-	-	-	-	-	-	15	100.0
C17	Small Intestine	-	-	-	-	-	-	-	-	-	-	-	-	-	-
C18	Colon	13	81.2	-	-	3	18.8	-	-	-	-	-	-	16	100.0
C19-20	Rectum	19	29.2	24	36.9	22	33.8	-	-	-	-	-	-	65	100.0
C21	Anus & Anal Canal	2	22.2	4	44.4	3	33.3	-	-	-	-	-	-	9	100.0
C22	Liver	-	-	-	-	-	-	-	-	-	-	-	-	-	-
C23-24	Gallbladder etc.	1	33.3	-	-	2	66.7	-	-	-	-	-	-	3	100.0
C25	Pancreas	1	20.0	-	-	4	80.0	-	-	-	-	-	-	5	100.0
C30-31	Nose, Sinuses etc.	1	33.3	2	66.7	-	-	-	-	-	-	-	-	3	100.0
C32	Larynx	-	-	4	66.7	2	33.3	-	-	-	-	-	-	6	100.0
C33-34	Lung etc.	1	2.9	24	70.6	9	26.5	-	-	-	-	-	-	34	100.0
C37-38	Other Thoracic Organs	-	-	-	-	-	-	-	-	-	-	-	-	-	-
C40-41	Bone	1	14.3	4	57.1	2	28.6	-	-	-	-	-	-	7	100.0
C43	Melanoma of Skin	5	83.3	1	16.7	-	-	-	-	-	-	-	-	6	100.0
C44	Other Skin	-	-	-	-	-	-	-	-	-	-	-	-	-	-
C45	Mesothelioma	-	-	-	-	-	-	-	-	-	-	-	-	-	-
C46	Kaposi Sarcoma	-	-	-	-	-	-	-	-	-	-	-	-	-	-
C47+C49	Conn. & Soft Tissue	6	85.7	1	14.3	-	-	-	-	-	-	-	-	7	100.0
C50	Breast	231	29.6	180	23.1	222	28.5	147	18.8	-	-	-	-	780	100.0
C51	Vulva	-	-	1	100.0	-	-	-	-	-	-	-	-	1	100.0
C52	Vagina	-	-	4	66.7	2	33.3	-	-	-	-	-	-	6	100.0
C53	Cervix Uteri	8	6.9	63	54.3	45	38.8	-	-	-	-	-	-	116	100.0
C54	Corpus Uteri	13	50.0	10	38.5	3	11.5	-	-	-	-	-	-	26	100.0
C55	Uterus Unspecified	-	-	-	-	1	100.0	-	-	-	-	-	-	1	100.0
C56	Ovary etc	20	41.7	2	4.2	26	54.2	-	-	-	-	-	-	48	100.0
C57	Other Female Genital	-	-	-	-	-	-	-	-	-	-	-	-	-	-
C58	Placenta	-	-	-	-	-	-	-	-	-	-	-	-	-	-
C64	Kidney etc.	1	100.0	-	-	-	-	-	-	-	-	-	-	1	100.0
C65	Renal Pelvis	-	-	-	-	-	-	-	-	-	-	-	-	-	-
C66	Ureter	-	-	-	-	-	-	-	-	-	-	-	-	-	-
C67	Bladder	1	100.0	-	-	-	-	-	-	-	-	-	-	1	100.0
C68	Uns. Urinary Organs	-	-	-	-	-	-	-	-	-	-	-	-	-	-
C69	Eye	-	-	-	-	-	-	-	-	-	-	-	-	-	-
C70-72	Brain, Nervous System	-	-	-	-	-	-	-	-	-	-	-	-	-	-
C73	Thyroid	18	75.0	5	20.8	-	-	1	4.2	-	-	-	-	24	100.0
C74	Adrenal Gland	-	-	-	-	-	-	-	-	-	-	-	-	-	-
C81	Hodgkin's Disease	-	-	-	-	4	100.0	-	-	-	-	-	-	4	100.0
C82-85,C96	NHL	-	-	6	16.7	29	80.6	-	1	2.8	-	-	-	36	100.0
C88	Malg Imn.Prol D	-	-	-	-	-	-	-	-	-	-	-	-	-	-
C90	Multiple Myeloma	-	-	3	14.3	18	85.7	-	-	-	-	-	-	21	100.0
C91	Lymphoid Leuk.	-	-	1	16.7	5	83.3	-	-	-	-	-	-	6	100.0
C92-94	Myeloid Leukemia	1	5.9	-	-	16	94.1	-	-	-	-	-	-	17	100.0
C95	Leukemia Uns	-	-	-	-	-	-	-	-	-	-	-	-	-	-
O&U	Other and Uns	1	20.0	4	80.0	-	-	-	-	-	-	-	-	5	100.0
	All Sites	411	28.7	439	30.7	432	30.2	148	10.3	1	0.1	-	-	1431	100.0

O & U : C26, C39, C48, C75, C76, C77, C78, C79, C80, C97

**TABLE 8(a): Number (#) and Proportion (%) of cancers by site (ICD-10) and Treatment Status at Reporting Institution (Excluding the Cancers Previously Treated) - Males**

ICD 10	Sites	Received		Not Received		Not Accepted		Incomplete		Unknown		Total	
		#	%	#	%	#	%	#	%	#	%	#	%
C00	Lip	1	100.0	-	-	-	-	-	-	-	-	1	100.0
C01-02	Tongue	57	74.0	20	26.0	-	-	-	-	-	-	77	100.0
C03-06	Mouth	86	68.8	33	26.4	-	-	5	4.0	1	0.8	125	100.0
C07-08	Salivary Gland	3	75.0	1	25.0	-	-	-	-	-	-	4	100.0
C09	Tonsil	2	66.7	1	33.3	-	-	-	-	-	-	3	100.0
C10	Oth. Oropharynx	43	72.9	15	25.4	-	-	1	1.7	-	-	59	100.0
C11	Nasopharynx	5	71.4	1	14.3	-	-	1	14.3	-	-	7	100.0
C12-13	Hypopharynx	28	58.3	17	35.4	-	-	3	6.2	-	-	48	100.0
C14	Pharynx Unspecified	1	50.0	1	50.0	-	-	-	-	-	-	2	100.0
C15	Oesophagus	42	55.3	34	44.7	-	-	-	-	-	-	76	100.0
C16	Stomach	36	31.0	76	65.5	1	0.9	3	2.6	-	-	116	100.0
C17	Small Intestine	1	50.0	1	50.0	-	-	-	-	-	-	2	100.0
C18	Colon	17	60.7	11	39.3	-	-	-	-	-	-	28	100.0
C19-20	Rectum	30	53.6	22	39.3	-	-	4	7.1	-	-	56	100.0
C21	Anus & Anal Canal	2	66.7	1	33.3	-	-	-	-	-	-	3	100.0
C22	Liver	6	15.8	32	84.2	-	-	-	-	-	-	38	100.0
C23-24	Gallbladder etc.	1	10.0	9	90.0	-	-	-	-	-	-	10	100.0
C25	Pancreas	2	7.4	24	88.9	-	-	1	3.7	-	-	27	100.0
C30-31	Nose, Sinuses etc.	3	100.0	-	-	-	-	-	-	-	-	3	100.0
C32	Larynx	52	73.2	19	26.8	-	-	-	-	-	-	71	100.0
C33-34	Lung etc.	175	44.9	198	50.8	2	0.5	14	3.6	1	0.3	390	100.0
C37-38	Other Thoracic Organs	2	100.0	-	-	-	-	-	-	-	-	2	100.0
C40-41	Bone	5	55.6	4	44.4	-	-	-	-	-	-	9	100.0
C43	Melanoma of Skin	10	66.7	5	33.3	-	-	-	-	-	-	15	100.0
C44	Other Skin	8	80.0	2	20.0	-	-	-	-	-	-	10	100.0
C45	Mesothelioma	-	-	-	-	-	-	-	-	-	-	-	-
C46	Kaposi Sarcoma	-	-	-	-	-	-	-	-	-	-	-	-
C47+C49	Conn. & Soft Tissue	8	80.0	2	20.0	-	-	-	-	-	-	10	100.0
C50	Breast	5	71.4	2	28.6	-	-	-	-	-	-	7	100.0
C60	Penis	7	63.6	4	36.4	-	-	-	-	-	-	11	100.0
C61	Prostate	25	71.4	9	25.7	-	-	1	2.9	-	-	35	100.0
C62	Testis	-	-	2	100.0	-	-	-	-	-	-	2	100.0
C63	Other Male Genital	-	-	-	-	-	-	-	-	-	-	-	-
C64	Kidney etc	2	20.0	7	70.0	1	10.0	-	-	-	-	10	100.0
C65	Renal Pelvis	-	-	-	-	-	-	-	-	-	-	-	-
C66	Ureter	-	-	-	-	-	-	-	-	-	-	-	-
C67	Bladder	8	44.4	9	50.0	1	5.6	-	-	-	-	18	100.0
C68	Uns. Urinary Organs	-	-	-	-	-	-	-	-	-	-	-	-
C69	Eye	-	-	-	-	-	-	-	-	-	-	-	-
C70-72	Brain, Nervous System	4	33.3	8	66.7	-	-	-	-	-	-	12	100.0
C73	Thyroid	4	33.3	8	66.7	-	-	-	-	-	-	12	100.0
C74	Adrenal Gland	-	-	-	-	-	-	-	-	-	-	-	-
C81	Hodgkins Disease	10	90.9	1	9.1	-	-	-	-	-	-	11	100.0
C82-85,C96	NHL	38	52.8	28	38.9	-	-	6	8.3	-	-	72	100.0
C88	Malig Imn.Prol D	-	-	-	-	-	-	-	-	-	-	-	-
C90	Multiple Myeloma	20	76.9	4	15.4	-	-	2	7.7	-	-	26	100.0
C91	Lymphoid Leuk.	6	46.2	6	46.2	-	-	1	7.7	-	-	13	100.0
C92-94	Myeloid Leukaemia	17	56.7	13	43.3	-	-	-	-	-	-	30	100.0
C95	Leukaemia Uns	-	-	-	-	-	-	-	-	-	-	-	-
O&U	Other and Uns	15	16.0	78	83.0	-	-	1	1.1	-	-	94	100.0
	All Sites	787	50.9	708	45.8	5	0.3	43	2.8	2	0.1	1545	100.0

O & U : C26, C39, C48, C75, C76, C77, C78, C79, C80, C97

**TABLE 8(b): Number(#) and Proportion(%) of cancers by site (ICD-10) and Treatment Status at Reporting Institution  
(Excluding the Cancers Previously Treated) - Females**

ICD 10	Site	Received		Not Received		Not Accepted		Incomplete		Unknown		Total	
		#	%	#	%	#	%	#	%	#	%	#	%
C00	Lip	4	50.0	4	50.0	-	-	-	-	-	-	8	100.0
C01-02	Tongue	27	71.1	10	26.3	1	2.6	-	-	-	-	38	100.0
C03-06	Mouth	50	63.3	26	32.9	1	1.3	2	2.5	-	-	79	100.0
C07-08	Salivary Gland	-	-	1	100.0	-	-	-	-	-	-	1	100.0
C09	Tonsil	-	-	-	-	-	-	-	-	-	-	-	-
C10	Oth. Oropharynx	2	66.7	1	33.3	-	-	-	-	-	-	3	100.0
C11	Nasopharynx	5	100.0	-	-	-	-	-	-	-	-	5	100.0
C12-13	Hypopharynx	6	40.0	9	60.0	-	-	-	-	-	-	15	100.0
C14	Pharynx Unspecified	-	-	-	-	-	-	-	-	-	-	-	-
C15	Oesophagus	31	59.6	20	38.5	-	-	1	1.9	-	-	52	100.0
C16	Stomach	12	30.0	26	65.0	-	-	2	5.0	-	-	40	100.0
C17	Small Intestine	-	-	-	-	-	-	-	-	-	-	-	-
C18	Colon	14	63.6	7	31.8	-	-	1	4.5	-	-	22	100.0
C19-20	Rectum	30	68.2	13	29.5	-	-	1	2.3	-	-	44	100.0
C21	Anus & Anal Canal	5	100.0	-	-	-	-	-	-	-	-	5	100.0
C22	Liver	-	-	13	100.0	-	-	-	-	-	-	13	100.0
C23-24	Gallbladder etc.	2	25.0	5	62.5	-	-	-	1	12.5	-	8	100.0
C25	Pancreas	5	26.3	13	68.4	-	-	1	5.3	-	-	19	100.0
C30-31	Nose, Sinuses etc.	2	100.0	-	-	-	-	-	-	-	-	2	100.0
C32	Larynx	4	57.1	3	42.9	-	-	-	-	-	-	7	100.0
C33-34	Lung etc.	29	41.4	40	57.1	-	-	1	1.4	-	-	70	100.0
C37-38	Other Thoracic Organs	-	-	-	-	-	-	-	-	-	-	-	-
C40-41	Bone	4	80.0	1	20.0	-	-	-	-	-	-	5	100.0
C43	Melanoma of Skin	6	46.2	7	53.8	-	-	-	-	-	-	13	100.0
C44	Other Skin	-	-	-	-	-	-	-	-	-	-	-	-
C45	Mesothelioma	-	-	-	-	-	-	-	-	-	-	-	-
C46	Kaposi Sarcoma	-	-	-	-	-	-	-	-	-	-	-	-
C47+C49	Conn. & Soft Tissue	6	50.0	5	41.7	-	-	1	8.3	-	-	12	100.0
C50	Breast	283	76.7	77	20.9	-	-	9	2.4	-	-	369	100.0
C51	Vulva	1	50.0	1	50.0	-	-	-	-	-	-	2	100.0
C52	Vagina	4	66.7	2	33.3	-	-	-	-	-	-	6	100.0
C53	Cervix Uteri	68	64.8	34	32.4	1	1.0	2	1.9	-	-	105	100.0
C54	Corpus Uteri	13	72.2	5	27.8	-	-	-	-	-	-	18	100.0
C55	Uterus Unspecified	1	100.0	-	-	-	-	-	-	-	-	1	100.0
C56	Ovary etc.	28	58.3	20	41.7	-	-	-	-	-	-	48	100.0
C57	Other Female Genital	-	-	1	100.0	-	-	-	-	-	-	1	100.0
C58	Placenta	-	-	-	-	-	-	-	-	-	-	-	-
C64	Kidney etc	1	50.0	1	50.0	-	-	-	-	-	-	2	100.0
C65	Renal Pelvis	-	-	-	-	-	-	-	-	-	-	-	-
C66	Ureter	-	-	-	-	-	-	-	-	-	-	-	-
C67	Bladder	1	16.7	4	66.7	-	-	1	16.7	-	-	6	100.0
C68	Uns. Urinary Organs	-	-	-	-	-	-	-	-	-	-	-	-
C69	Eye	-	-	1	100.0	-	-	-	-	-	-	1	100.0
C70-72	Brain, Nervous System	-	-	4	100.0	-	-	-	-	-	-	4	100.0
C73	Thyroid	23	63.9	13	36.1	-	-	-	-	-	-	36	100.0
C74	Adrenal Gland	-	-	1	100.0	-	-	-	-	-	-	1	100.0
C81	Hodgkins Disease	4	57.1	3	42.9	-	-	-	-	-	-	7	100.0
C82-85,C96	NHL	30	60.0	18	36.0	-	-	2	4.0	-	-	50	100.0
C88	Malign. Prol. D	-	-	-	-	-	-	-	-	-	-	-	-
C90	Multiple Myeloma	18	56.2	10	31.2	1	3.1	3	9.4	-	-	32	100.0
C91	Lymphoid Leuk.	5	35.7	7	50.0	-	-	2	14.3	-	-	14	100.0
C92-94	Myeloid Leukaemia	17	50.0	14	41.2	-	-	3	8.8	-	-	34	100.0
C95	Leukaemia Uns	-	-	-	-	-	-	-	-	-	-	-	-
O&U	Other and Uns	5	11.6	38	88.4	-	-	-	-	-	-	43	100.0
	All Sites	746	60.1	458	36.9	4	0.3	33	2.7	-	-	1241	100.0

O & U : C26, C39, C48, C75, C76, C77, C78, C79, C80, C97



**TABLE 9(a): Number (#) and Proportion (%) of cancers by site (ICD-10) and Intention to Treat at Reporting Institution  
(Excluding the Cancers Previously Treated) - Males**

ICD 10	Sites	Radical		Palliative		Pain relief only		Symptomatic		Unknown		Total	
		#	%	#	%	#	%	#	%	#	%	#	%
C00	Lip	-	-	1	100.0	-	-	-	-	-	-	1	100.0
C01-02	Tongue	35	61.4	22	38.6	-	-	-	-	-	-	57	100.0
C03-06	Mouth	60	69.8	26	30.2	-	-	-	-	-	-	86	100.0
C07-08	Salivary Gland	1	33.3	2	66.7	-	-	-	-	-	-	3	100.0
C09	Tonsil	-	-	2	100.0	-	-	-	-	-	-	2	100.0
C10	Oth. Oropharynx	19	44.2	24	55.8	-	-	-	-	-	-	43	100.0
C11	Nasopharynx	5	100.0	-	-	-	-	-	-	-	-	5	100.0
C12-13	Hypopharynx	15	53.6	13	46.4	-	-	-	-	-	-	28	100.0
C14	Pharynx Unspecified	-	-	1	100.0	-	-	-	-	-	-	1	100.0
C15	Oesophagus	14	33.3	28	66.7	-	-	-	-	-	-	42	100.0
C16	Stomach	15	41.7	21	58.3	-	-	-	-	-	-	36	100.0
C17	Small Intestine	1	100.0	-	-	-	-	-	-	-	-	1	100.0
C18	Colon	12	70.6	5	29.4	-	-	-	-	-	-	17	100.0
C19-20	Rectum	24	80.0	6	20.0	-	-	-	-	-	-	30	100.0
C21	Anus & Anal Canal	1	50.0	1	50.0	-	-	-	-	-	-	2	100.0
C22	Liver	1	16.7	5	83.3	-	-	-	-	-	-	6	100.0
C23-24	Gallbladder etc.	1	100.0	-	-	-	-	-	-	-	-	1	100.0
C25	Pancreas	-	-	2	100.0	-	-	-	-	-	-	2	100.0
C30-31	Nose, Sinuses etc.	1	33.3	2	66.7	-	-	-	-	-	-	3	100.0
C32	Larynx	37	71.2	15	28.8	-	-	-	-	-	-	52	100.0
C33-34	Lung etc.	27	15.4	145	82.9	1	0.6	2	1.1	-	-	175	100.0
C37-38	Other Thoracic Organs	1	50.0	1	50.0	-	-	-	-	-	-	2	100.0
C40-41	Bone	5	100.0	-	-	-	-	-	-	-	-	5	100.0
C43	Melanoma of Skin	8	80.0	2	20.0	-	-	-	-	-	-	10	100.0
C44	Other Skin	7	87.5	1	12.5	-	-	-	-	-	-	8	100.0
C45	Mesothelioma	-	-	-	-	-	-	-	-	-	-	-	-
C46	Kaposi Sarcoma	-	-	-	-	-	-	-	-	-	-	-	-
C47+C49	Conn. & Soft Tissue	4	50.0	3	37.5	-	-	1	12.5	-	-	8	100.0
C50	Breast	5	100.0	-	-	-	-	-	-	-	-	5	100.0
C60	Penis	6	85.7	1	14.3	-	-	-	-	-	-	7	100.0
C61	Prostate	14	56.0	11	44.0	-	-	-	-	-	-	25	100.0
C62	Testis	-	-	-	-	-	-	-	-	-	-	-	-
C63	Other Male Genital	-	-	-	-	-	-	-	-	-	-	-	-
C64	Kidney etc.	-	-	2	100.0	-	-	-	-	-	-	2	100.0
C65	Renal Pelvis	-	-	-	-	-	-	-	-	-	-	-	-
C66	Ureter	-	-	-	-	-	-	-	-	-	-	-	-
C67	Bladder	4	50.0	4	50.0	-	-	-	-	-	-	8	100.0
C68	Uns. Urinary Organs	-	-	-	-	-	-	-	-	-	-	-	-
C69	Eye	-	-	-	-	-	-	-	-	-	-	-	-
C70-72	Brain, Nervous System	4	100.0	-	-	-	-	-	-	-	-	4	100.0
C73	Thyroid	1	25.0	3	75.0	-	-	-	-	-	-	4	100.0
C74	Adrenal Gland	-	-	-	-	-	-	-	-	-	-	-	-
C81	Hodgkins Disease	10	100.0	-	-	-	-	-	-	-	-	10	100.0
C82-85, C96	NHL	34	89.5	3	7.9	-	-	1	2.6	-	-	38	100.0
C88	Malign. Prol. D	-	-	-	-	-	-	-	-	-	-	-	-
C90	Multiple Myeloma	16	80.0	4	20.0	-	-	-	-	-	-	20	100.0
C91	Lymphoid Leuk.	6	100.0	-	-	-	-	-	-	-	-	6	100.0
C92-94	Myeloid Leukaemia	15	88.2	2	11.8	-	-	-	-	-	-	17	100.0
C95	Leukaemia Uns	-	-	-	-	-	-	-	-	-	-	-	-
O&U	Other and Uns	4	26.7	11	73.3	-	-	-	-	-	-	15	100.0
	All Sites	413	52.5	369	46.9	1	0.1	4	0.5	-	-	787	100.0

O & U : C26, C39, C48, C75, C76, C77, C78, C79, C80, C97

**TABLE 9(b): Number (#) and Proportion (%) of cancers by site (ICD-10) and Intention to Treat at Reporting Institution (Excluding the Cancers Previously Treated) - Females**

ICD 10	Sites	Radical		Palliative		Pain relief only		Symptomatic		Unknown		Total	
		#	%	#	%	#	%	#	%	#	%	#	%
C00	Lip	3	75.0	1	25.0	-	-	-	-	-	-	4	100.0
C01-02	Tongue	22	81.5	5	18.5	-	-	-	-	-	-	27	100.0
C03-06	Mouth	34	68.0	16	32.0	-	-	-	-	-	-	50	100.0
C07-08	Salivary Gland	-	-	-	-	-	-	-	-	-	-	-	-
C09	Tonsil	-	-	-	-	-	-	-	-	-	-	-	-
C10	Oth. Oropharynx	1	50.0	1	50.0	-	-	-	-	-	-	2	100.0
C11	Nasopharynx	4	80.0	1	20.0	-	-	-	-	-	-	5	100.0
C12-13	Hypopharynx	1	16.7	5	83.3	-	-	-	-	-	-	6	100.0
C14	Pharynx Unspecified	-	-	-	-	-	-	-	-	-	-	-	-
C15	Oesophagus	5	16.1	26	83.9	-	-	-	-	-	-	31	100.0
C16	Stomach	5	41.7	7	58.3	-	-	-	-	-	-	12	100.0
C17	Small Intestine	-	-	-	-	-	-	-	-	-	-	-	-
C18	Colon	12	85.7	2	14.3	-	-	-	-	-	-	14	100.0
C19-20	Rectum	22	73.3	8	26.7	-	-	-	-	-	-	30	100.0
C21	Anus & Anal Canal	3	60.0	2	40.0	-	-	-	-	-	-	5	100.0
C22	Liver	-	-	-	-	-	-	-	-	-	-	-	-
C23-24	Gallbladder etc.	1	50.0	1	50.0	-	-	-	-	-	-	2	100.0
C25	Pancreas	2	40.0	3	60.0	-	-	-	-	-	-	5	100.0
C30-31	Nose, Sinuses etc.	1	50.0	1	50.0	-	-	-	-	-	-	2	100.0
C32	Larynx	3	75.0	1	25.0	-	-	-	-	-	-	4	100.0
C33-34	Lung etc.	1	3.4	25	86.2	-	-	3	10.3	-	-	29	100.0
C37-38	Other Thoracic Organs	-	-	-	-	-	-	-	-	-	-	-	-
C40-41	Bone	2	50.0	2	50.0	-	-	-	-	-	-	4	100.0
C43	Melanoma of Skin	5	83.3	1	16.7	-	-	-	-	-	-	6	100.0
C44	Other Skin	-	-	-	-	-	-	-	-	-	-	-	-
C45	Mesothelioma	-	-	-	-	-	-	-	-	-	-	-	-
C46	Kaposi Sarcoma	-	-	-	-	-	-	-	-	-	-	-	-
C47+C49	Conn. & Soft Tissue	6	100.0	-	-	-	-	-	-	-	-	6	100.0
C50	Breast	238	84.1	44	15.5	-	-	1	0.4	-	-	283	100.0
C51	Vulva	-	-	1	100.0	-	-	-	-	-	-	1	100.0
C52	Vagina	1	25.0	3	75.0	-	-	-	-	-	-	4	100.0
C53	Cervix Uteri	54	79.4	14	20.6	-	-	-	-	-	-	68	100.0
C54	Corpus Uteri	13	100.0	-	-	-	-	-	-	-	-	13	100.0
C55	Uterus Unspecified	-	-	1	100.0	-	-	-	-	-	-	1	100.0
C56	Ovary etc.	22	78.6	5	17.9	-	-	1	3.6	-	-	28	100.0
C57	Other Female Genital	-	-	-	-	-	-	-	-	-	-	-	-
C58	Placenta	-	-	-	-	-	-	-	-	-	-	-	-
C64	Kidney etc.	1	100.0	-	-	-	-	-	-	-	-	1	100.0
C65	Renal Pelvis	-	-	-	-	-	-	-	-	-	-	-	-
C66	Ureter	-	-	-	-	-	-	-	-	-	-	-	-
C67	Bladder	1	100.0	-	-	-	-	-	-	-	-	1	100.0
C68	Uns. Urinary Organs	-	-	-	-	-	-	-	-	-	-	-	-
C69	Eye	-	-	-	-	-	-	-	-	-	-	-	-
C70-72	Brain, Nervous System	-	-	-	-	-	-	-	-	-	-	-	-
C73	Thyroid	18	78.3	5	21.7	-	-	-	-	-	-	23	100.0
C74	Adrenal Gland	-	-	-	-	-	-	-	-	-	-	-	-
C81	Hodgkins Disease	3	75.0	1	25.0	-	-	-	-	-	-	4	100.0
C82-85, C96	NHL	22	73.3	8	26.7	-	-	-	-	-	-	30	100.0
C88	Malign. Prol. D	-	-	-	-	-	-	-	-	-	-	-	-
C90	Multiple Myeloma	14	77.8	4	22.2	-	-	-	-	-	-	18	100.0
C91	Lymphoid Leuk.	4	80.0	1	20.0	-	-	-	-	-	-	5	100.0
C92-94	Myeloid Leukaemia	15	88.2	2	11.8	-	-	-	-	-	-	17	100.0
C95	Leukaemia Uns	-	-	-	-	-	-	-	-	-	-	-	-
O&U	Other and Uns	-	1	20.0	4	80.0	-	-	-	-	-	5	100.0
	All Sites		540	72.4	201	26.9	-	-	5	0.7	-	746	100.0

O & U : C26, C39, C48, C75, C76, C77, C78, C79, C80, C97

**DEMOGRAPHIC INFORMATION**

**TABLE 10(a): Number (#) and Proportion (%) of cancers by site (ICD-10) and Marital Status - Males**

ICD 10	Sites	Unmarried		Married		Widowed		Divorced		Seperated		Others		Unknown		Total	
		#	%	#	%	#	%	#	%	#	%	#	%	#	%	#	%
C00	Lip	1	33.3	2	66.7	-	-	-	-	-	-	-	-	-	-	3	100.0
C01-02	Tongue	4	3.6	101	90.2	5	4.5	-	-	-	-	-	-	2	1.8	112	100.0
C03-06	Mouth	6	3.4	161	92.0	6	3.4	-	-	-	-	-	-	2	1.1	175	100.0
C07-08	Salivary Gland	1	12.5	6	75.0	1	12.5	-	-	-	-	-	-	-	-	8	100.0
C09	Tonsil	-	-	4	100.0	-	-	-	-	-	-	-	-	-	-	4	100.0
C10	Oth. Oropharynx	-	-	67	93.1	5	6.9	-	-	-	-	-	-	-	-	72	100.0
C11	Nasopharynx	2	20.0	8	80.0	-	-	-	-	-	-	-	-	-	-	10	100.0
C12-13	Hypopharynx	1	1.8	54	94.7	2	3.5	-	-	-	-	-	-	-	-	57	100.0
C14	Pharynx Unspecified	-	-	2	100.0	-	-	-	-	-	-	-	-	-	-	2	100.0
C15	Oesophagus	-	-	85	96.6	1	1.1	1	1.1	-	-	-	-	1	1.1	88	100.0
C16	Stomach	4	2.6	142	92.2	3	2.0	-	-	-	-	-	-	5	3.3	154	100.0
C17	Small Intestine	1	20.0	4	80.0	-	-	-	-	-	-	-	-	-	-	5	100.0
C18	Colon	2	3.7	50	92.6	2	3.7	-	-	-	-	-	-	-	-	54	100.0
C19-20	Rectum	5	5.6	83	93.3	1	1.1	-	-	-	-	-	-	-	-	89	100.0
C21	Anus & Anal Canal	-	-	3	60.0	-	-	-	-	-	-	-	-	2	40.0	5	100.0
C22	Liver	2	4.2	42	87.5	3	6.2	-	-	-	-	-	-	1	2.1	48	100.0
C23-24	Gallbladder etc.	1	6.7	14	93.3	-	-	-	-	-	-	-	-	-	-	15	100.0
C25	Pancreas	-	-	35	100.0	-	-	-	-	-	-	-	-	-	-	35	100.0
C30-31	Nose, Sinuses etc.	1	25.0	2	50.0	-	-	-	-	-	-	-	-	1	25.0	4	100.0
C32	Larynx	2	2.1	92	94.8	2	2.1	1	1.0	-	-	-	-	-	-	97	100.0
C33-34	Lung etc.	9	2.0	409	92.5	16	3.6	-	-	1	0.2	-	-	7	1.6	442	100.0
C37-38	Other Thoracic Organs	1	33.3	1	33.3	1	33.3	-	-	-	-	-	-	-	-	3	100.0
C40-41	Bone	5	31.2	11	68.8	-	-	-	-	-	-	-	-	-	-	16	100.0
C43	Melanoma of Skin	1	3.0	29	87.9	3	9.1	-	-	-	-	-	-	-	-	33	100.0
C44	Other Skin	1	6.2	14	87.5	1	6.2	-	-	-	-	-	-	-	-	16	100.0
C45	Mesothelioma	-	-	-	-	-	-	-	-	-	-	-	-	-	-	-	-
C46	Kaposi Sarcoma	-	-	-	-	-	-	-	-	-	-	-	-	-	-	-	-
C47+C49	Conn. & Soft Tissue	6	17.6	26	76.5	1	2.9	1	2.9	-	-	-	-	-	-	34	100.0
C50	Breast	-	-	7	100.	-	-	-	-	-	-	-	-	-	-	7	100.0
C60	Penis	1	6.7	14	93.3	-	-	-	-	-	-	-	-	-	-	15	100.0
C61	Prostate	3	4.3	62	88.6	5	7.1	-	-	-	-	-	-	-	-	70	100.0
C62	Testis	5	100.0	-	-	-	-	-	-	-	-	-	-	-	-	5	100.0
C63	Other Male Genital	-	-	-	-	-	-	-	-	-	-	-	-	-	-	-	-
C64	Kidney etc.	-	-	24	96.0	-	-	-	-	-	-	-	-	1	4.0	25	100.0
C65	Renal Pelvis	-	-	1	100.0	-	-	-	-	-	-	-	-	-	-	1	100.0
C66	Ureter	-	-	1	100.0	-	-	-	-	-	-	-	-	-	-	1	100.0
C67	Bladder	1	1.9	50	94.3	1	1.9	1	1.9	-	-	-	-	-	-	53	100.0
C68	Uns.Urinary Organs	-	-	-	-	-	-	-	-	-	-	-	-	-	-	-	-
C69	Eye	-	-	1	100.0	-	-	-	-	-	-	-	-	-	-	1	100.0
C70-72	Brain, Nervous System	6	18.8	25	78.1	-	-	-	-	1	3.1	-	-	-	-	32	100.0
C73	Thyroid	1	4.3	20	87.0	2	8.7	-	-	-	-	-	-	-	-	23	100.0
C74	Adrenal Gland	-	-	-	-	-	-	-	-	-	-	-	-	-	-	-	-
C81	Hodgkins Disease	7	38.9	11	61.1	-	-	-	-	-	-	-	-	-	-	18	100.0
C82-85,C96	NHL	9	8.7	90	87.4	3	2.9	-	-	-	-	-	-	1	1.0	103	100.0
C88	Malig Imm.Prol D	-	-	1	100.0	-	-	-	-	-	-	-	-	-	-	1	100.0
C90	Multiple Myeloma	1	2.7	36	97.3	-	-	-	-	-	-	-	-	-	-	37	100.0
C91	Lymphoid Leuk.	9	47.4	8	42.1	1	5.3	-	-	-	-	1	5.3	-	-	19	100.0
C92-94	Myeloid Leukaemia	5	11.9	35	83.3	1	2.4	-	-	-	-	-	-	1	2.4	42	100.0
C95	Leukaemia Uns	-	-	-	-	-	-	-	-	-	-	-	-	-	-	-	-
O&U	Other and Uns	6	5.7	96	90.6	1	0.9	-	-	-	-	-	-	3	2.8	106	100.0
	All Sites	110	5.1	1932	90.1	67	3.1	4	0.2	2	0.1	1	0.0	28	1.3	2144	100.0

O & U : C26, C39, C48, C75, C76, C77, C78, C79, C80, C97

**TABLE 10(b): Number (#) and Proportion (%) of cancers by site (ICD-10) and Marital Status - Females**

ICD 10	Sites	Unmarried		Married		Widowed		Divorced		Seperated		Others		Unknown		Total	
		#	%	#	%	#	%	#	%	#	%	#	%	#	%	#	%
C00	Lip	-	-	10	100.0	-	-	-	-	-	-	-	-	-	-	10	100.0
C01-02	Tongue	-	-	29	55.8	20	38.5	2	3.8	-	-	-	-	1	1.9	52	100.0
C03-06	Mouth	2	1.9	59	56.7	43	41.3	-	-	-	-	-	-	-	-	104	100.0
C07-08	Salivary Gland	-	-	6	85.7	1	14.3	-	-	-	-	-	-	-	-	7	100.0
C09	Tonsil	-	-	-	-	-	-	-	-	-	-	-	-	-	-	-	-
C10	Oth. Oropharynx	-	-	1	33.3	2	66.7	-	-	-	-	-	-	-	-	3	100.0
C11	Nasopharynx	-	-	4	66.7	2	33.3	-	-	-	-	-	-	-	-	6	100.0
C12-13	Hypopharynx	1	5.9	8	47.1	6	35.3	-	-	1	5.9	-	-	1	5.9	17	100.0
C14	Pharynx Unspecified	-	-	1	100.0	-	-	-	-	-	-	-	-	-	-	1	100.0
C15	Oesophagus	4	6.3	39	61.9	18	28.6	-	-	-	-	-	-	2	3.2	63	100.0
C16	Stomach	2	3.3	39	65.0	18	30.0	-	-	-	-	-	-	1	1.7	60	100.0
C17	Small Intestine	-	-	2	100.0	-	-	-	-	-	-	-	-	-	-	2	100.0
C18	Colon	3	6.1	28	57.1	17	34.7	-	-	-	-	-	-	1	2.0	49	100.0
C19-20	Rectum	4	6.2	35	54.7	25	39.1	-	-	-	-	-	-	-	-	64	100.0
C21	Anus & Anal Canal	-	-	3	42.9	4	57.1	-	-	-	-	-	-	-	-	7	100.0
C22	Liver	-	-	8	57.1	5	35.7	1	7.1	-	-	-	-	-	-	14	100.0
C23-24	Gallbladder etc.	-	-	8	66.7	4	33.3	-	-	-	-	-	-	-	-	12	100.0
C25	Pancreas	1	4.0	16	64.0	8	32.0	-	-	-	-	-	-	-	-	25	100.0
C30-31	Nose, Sinuses etc.	-	-	1	33.3	2	66.7	-	-	-	-	-	-	-	-	3	100.0
C32	Larynx	-	-	2	28.6	4	57.1	-	-	-	-	-	-	1	14.3	7	100.0
C33-34	Lung etc.	2	2.4	58	69.9	20	24.1	-	-	-	-	-	-	3	3.6	83	100.0
C37-38	Other Thoracic Organs	-	-	1	50.0	-	-	-	-	-	-	-	-	1	50.0	2	100.0
C40-41	Bone	7	50.0	6	42.9	1	7.1	-	-	-	-	-	-	-	-	14	100.0
C43	Melanoma of Skin	2	9.5	10	47.6	9	42.9	-	-	-	-	-	-	-	-	21	100.0
C44	Other Skin	-	-	1	50.0	1	50.0	-	-	-	-	-	-	-	-	2	100.0
C45	Mesothelioma	-	-	-	-	-	-	-	-	-	-	-	-	-	-	-	-
C46	Kaposi Sarcoma	-	-	-	-	-	-	-	-	-	-	-	-	-	-	-	-
C47+C49	Conn. & Soft Tissue	2	11.8	9	52.9	4	23.5	1	5.9	-	-	1	5.9	-	-	17	100.0
C50	Breast	45	7.6	442	73.7	94	15.8	2	0.3	6	1.0	-	-	11	1.7	600	100.0
C51	Vulva	-	-	1	33.3	2	66.7	-	-	-	-	-	-	-	-	3	100.0
C52	Vagina	-	-	4	50.0	4	50.0	-	-	-	-	-	-	-	-	8	100.0
C53	Cervix Uteri	2	1.4	107	72.8	38	25.9	-	-	-	-	-	-	-	-	147	100.0
C54	Corpus Uteri	2	3.6	43	76.8	10	17.9	-	-	1	1.8	-	-	-	-	56	100.0
C55	Uterus Unspecified	1	11.1	6	66.7	2	22.2	-	-	-	-	-	-	-	-	9	100.0
C56	Ovary etc.	15	15.0	69	69.0	14	14.0	-	-	1	1.0	-	-	1	1.0	100	100.0
C57	Other Female Genital	-	-	1	100.0	-	-	-	-	-	-	-	-	-	-	1	100.0
C58	Placenta	-	-	-	-	-	-	-	-	-	-	-	-	-	-	-	-
C64	Kidney etc.	-	-	5	100.0	-	-	-	-	-	-	-	-	-	-	5	100.0
C65	Renal Pelvis	-	-	-	-	-	-	-	-	-	-	-	-	-	-	-	-
C66	Ureter	-	-	-	-	-	-	-	-	-	-	-	-	-	-	-	-
C67	Bladder	-	-	8	88.9	1	11.1	-	-	-	-	-	-	-	-	9	100.0
C68	Uns. Urinary Organs	-	-	-	-	-	-	-	-	-	-	-	-	-	-	-	-
C69	Eye	-	-	1	33.3	2	66.7	-	-	-	-	-	-	-	-	3	100.0
C70-72	Brain, Nervous System	-	-	16	76.2	3	14.3	-	-	1	4.8	-	-	1	4.8	21	100.0
C73	Thyroid	1	1.4	52	75.4	15	21.7	-	-	-	-	-	-	1	1.4	69	100.0
C74	Adrenal Gland	-	-	2	100.0	-	-	-	-	-	-	-	-	-	-	2	100.0
C81	Hodgkin's Disease	-	-	8	100.0	-	-	-	-	-	-	-	-	-	-	8	100.0
C82-85,C96	NHL	5	8.9	38	67.9	12	21.4	1	1.8	-	-	-	-	-	-	56	100.0
C88	Malg Imn.Prol D	-	-	-	-	-	-	-	-	-	-	-	-	-	-	-	-
C90	Multiple Myeloma	4	9.5	25	59.5	12	28.6	1	2.4	-	-	-	-	-	-	42	100.0
C91	Lymphoid Leuk.	5	26.3	11	57.9	3	15.8	-	-	-	-	-	-	-	-	19	100.0
C92-94	Myeloid Leukemia	5	11.4	34	77.3	4	9.1	-	-	-	-	-	-	1	2.3	44	100.0
C95	Leukemia Uns	-	-	-	-	-	-	-	-	-	-	-	-	-	-	-	-
O&U	Other and Uns	2	3.6	32	58.2	18	32.7	-	-	-	-	-	-	3	5.5	55	100.0
	All Sites	117	6.2	1286	67.8	448	23.6	8	0.4	10	0.5	1	0.1	28	1.5	1898	100.0

O & U : C26, C39, C48, C75, C76, C77, C78, C79, C80, C97

**TABLE 11(a): Number (#) and Proportion (%) of cancers by site (ICD-10) and Mother Tongue - Males**

ICD 10	Sites	Malayalam		Kannada		Tamil		Marathi		Others		Unknown		Total	
		#	%	#	%	#	%	#	%	#	%	#	%	#	%
C00	Lip	3	100.0	-	-	-	-	-	-	-	-	-	-	3	100.0
C01-02	Tongue	110	98.2	-	-	-	-	-	-	-	-	2	1.8	112	100.0
C03-06	Mouth	170	97.1	2	1.1	-	-	-	-	-	-	3	1.7	175	100.0
C07-08	Salivary Gland	8	100.0	-	-	-	-	-	-	-	-	-	-	8	100.0
C09	Tonsil	4	100.0	-	-	-	-	-	-	-	-	-	-	4	100.0
C10	Oth. Oropharynx	72	100.0	-	-	-	-	-	-	-	-	-	-	72	100.0
C11	Nasopharynx	10	100.0	-	-	-	-	-	-	-	-	-	-	10	100.0
C12-13	Hypo pharynx	57	100.0	-	-	-	-	-	-	-	-	-	-	57	100.0
C14	Pharynx Unspecified	2	100.0	-	-	-	-	-	-	-	-	-	-	2	100.0
C15	Esophagus	86	97.7	1	1.1	-	-	-	-	-	-	1	1.1	88	100.0
C16	Stomach	149	96.6	1	0.7	1	0.7	1	0.7	-	-	2	1.3	154	100.0
C17	Small Intestine	5	100.0	-	-	-	-	-	-	-	-	-	-	5	100.0
C18	Colon	54	100.0	-	-	-	-	-	-	-	-	-	-	54	100.0
C19-20	Rectum	88	98.9	1	1.1	-	-	-	-	-	-	-	-	89	100.0
C21	Anus & Anal Canal	4	80.0	-	-	-	-	-	-	-	-	1	20.0	5	100.0
C22	Liver	47	97.9	-	-	-	-	-	-	-	-	1	2.1	48	100.0
C23-24	Gallbladder etc.	15	100.0	-	-	-	-	-	-	-	-	-	-	15	100.0
C25	Pancreas	35	100.0	-	-	-	-	-	-	-	-	-	-	35	100.0
C30-31	Nose, Sinuses etc.	4	100.0	-	-	-	-	-	-	-	-	-	-	4	100.0
C32	Larynx	97	100.0	-	-	-	-	-	-	-	-	-	-	97	100.0
C33-34	Lung etc.	435	98.4	-	-	-	-	-	-	-	-	7	1.6	442	100.0
C37-38	Other Thoracic Organs	3	100.0	-	-	-	-	-	-	-	-	-	-	3	100.0
C40-41	Bone	16	100.0	-	-	-	-	-	-	-	-	-	-	16	100.0
C43	Melanoma of Skin	33	100.0	-	-	-	-	-	-	-	-	-	-	33	100.0
C44	Other Skin	15	93.8	-	-	1	6.2	-	-	-	-	-	-	16	100.0
C45	Mesothelioma	-	-	-	-	-	-	-	-	-	-	-	-	-	-
C46	Kaposi Sarcoma	-	-	-	-	-	-	-	-	-	-	-	-	-	-
C47+C49	Conn. & Soft Tissue	34	100.0	-	-	-	-	-	-	-	-	-	-	34	100.0
C50	Breast	7	100.0	-	-	-	-	-	-	-	-	-	-	7	100.0
C60	Penis	15	100.0	-	-	-	-	-	-	-	-	-	-	15	100.0
C61	Prostate	70	100.0	-	-	-	-	-	-	-	-	-	-	70	100.0
C62	Testis	5	100.0	-	-	-	-	-	-	-	-	-	-	5	100.0
C63	Other Male Genital	-	-	-	-	-	-	-	-	-	-	-	-	-	-
C64	Kidney etc	24	96.0	-	-	-	-	-	-	-	-	1	4.0	25	100.0
C65	Renal Pelvis	1	100.0	-	-	-	-	-	-	-	-	-	-	1	100.0
C66	Ureter	1	100.0	-	-	-	-	-	-	-	-	-	-	1	100.0
C67	Bladder	53	100.0	-	-	-	-	-	-	-	-	-	-	53	100.0
C68	Uns. Urinary Organs	-	-	-	-	-	-	-	-	-	-	-	-	-	-
C69	Eye	1	100.0	-	-	-	-	-	-	-	-	-	-	1	100.0
C70-72	Brain, Nervous System	32	100.0	-	-	-	-	-	-	-	-	-	-	32	100.0
C73	Thyroid	23	100.0	-	-	-	-	-	-	-	-	-	-	23	100.0
C74	Adrenal Gland	-	-	-	-	-	-	-	-	-	-	-	-	-	-
C81	Hodgkins Disease	18	100.0	-	-	-	-	-	-	-	-	-	-	18	100.0
C82-85,C96	NHL	101	98.1	-	-	-	-	-	-	-	-	2	1.9	103	100.0
C88	Malig Imn.Prol D	1	100.0	-	-	-	-	-	-	-	-	-	-	1	100.0
C90	Multiple Myeloma	37	100.0	-	-	-	-	-	-	-	-	-	-	37	100.0
C91	Lymphoid Leuk.	19	100.0	-	-	-	-	-	-	-	-	-	-	19	100.0
C92-94	Myeloid Leukemia	41	97.6	-	-	1	2.4	-	-	-	-	-	-	42	100.0
C95	Leukemia Uns	-	-	-	-	-	-	-	-	-	-	-	-	-	-
O&U	Other and Uns	105	99.1	-	-	-	-	-	-	-	-	1	0.9	106	100.0
	All Sites	2113	98.6	5	0.2	3	0.1	1	0.0	-	-	22	1.0	2144	100.0

O&U:C26,C39,C48,C75,C76,C77,C78,C79,C80,C97

**TABLE 11(b): Number (#) and Proportion (%) of cancers by site (ICD-10) and Mother Tongue - Females**

ICD 10	Sites	Malayalam		Tamil		Nepali		Marathi		Telugu		Others		Unknown		Total	
		#	%	#	%	#	%	#	%	#	%	#	%	#	%		
C00	Lip	10	100.0	-	-	-	-	-	-	-	-	-	-	-	-	10	100.0
C01-02	Tongue	51	98.1	-	-	-	-	-	-	-	-	-	-	1	1.9	52	100.0
C03-06	Mouth	103	99.0	1	1.0	-	-	-	-	-	-	-	-	-	-	104	100.0
C07-08	Salivary Gland	7	100.0	-	-	-	-	-	-	-	-	-	-	-	-	7	100.0
C09	Tonsil	-	-	-	-	-	-	-	-	-	-	-	-	-	-	-	-
C10	Oth. Oropharynx	3	100.0	-	-	-	-	-	-	-	-	-	-	-	-	3	100.0
C11	Nasopharynx	5	83.3	1	16.7	-	-	-	-	-	-	-	-	-	-	6	100.0
C12-13	Hypo pharynx	16	94.1	-	-	-	-	-	-	-	-	-	-	1	5.9	17	100.0
C14	Pharynx Unspecified	1	100.0	-	-	-	-	-	-	-	-	-	-	-	-	1	100.0
C15	Esophagus	62	98.4	-	-	-	-	1	1.6	-	-	-	-	-	-	63	100.0
C16	Stomach	59	98.3	-	-	-	-	-	-	1	1.7	-	-	-	-	60	100.0
C17	Small Intestine	2	100.0	-	-	-	-	-	-	-	-	-	-	-	-	2	100.0
C18	Colon	49	100.0	-	-	-	-	-	-	-	-	-	-	-	-	49	100.0
C19-20	Rectum	64	100.0	-	-	-	-	-	-	-	-	-	-	-	-	64	100.0
C21	Anus & Anal Canal	7	100.0	-	-	-	-	-	-	-	-	-	-	-	-	7	100.0
C22	Liver	14	100.0	-	-	-	-	-	-	-	-	-	-	-	-	14	100.0
C23-24	Gallbladder etc.	12	100.0	-	-	-	-	-	-	-	-	-	-	-	-	12	100.0
C25	Pancreas	25	100.0	-	-	-	-	-	-	-	-	-	-	-	-	25	100.0
C30-31	Nose, Sinuses etc.	3	100.0	-	-	-	-	-	-	-	-	-	-	-	-	3	100.0
C32	Larynx	6	85.7	-	-	-	-	-	-	-	-	-	-	1	14.3	7	100.0
C33-34	Lung etc.	81	97.6	-	-	-	-	-	-	-	-	-	-	2	2.4	83	100.0
C37-38	Other Thoracic Organs	2	100.0	-	-	-	-	-	-	-	-	-	-	-	-	2	100.0
C40-41	Bone	14	100.0	-	-	-	-	-	-	-	-	-	-	-	-	14	100.0
C43	Melanoma of Skin	21	100.0	-	-	-	-	-	-	-	-	-	-	-	-	21	100.0
C44	Other Skin	2	100.0	-	-	-	-	-	-	-	-	-	-	-	-	2	100.0
C45	Mesothelioma	-	-	-	-	-	-	-	-	-	-	-	-	-	-	-	-
C46	Kaposi Sarcoma	-	-	-	-	-	-	-	-	-	-	-	-	-	-	-	-
C47+C49	Conn. & Soft Tissue	17	100.0	-	-	-	-	-	-	-	-	-	-	-	-	17	100.0
C50	Breast	596	98.2	-	-	2	0.3	-	-	-	-	2	0.3	7	1.2	600	100.0
C51	Vulva	3	100.0	-	-	-	-	-	-	-	-	-	-	-	-	3	100.0
C52	Vagina	8	100.0	-	-	-	-	-	-	-	-	-	-	-	-	8	100.0
C53	Cervix Uteri	146	99.3	1	0.7	-	-	-	-	-	-	-	-	-	-	147	100.0
C54	Corpus Uteri	56	100.0	-	-	-	-	-	-	-	-	-	-	-	-	56	100.0
C55	Uterus Unspecified	9	100.0	-	-	-	-	-	-	-	-	-	-	-	-	9	100.0
C56	Ovary etc.	98	98.0	-	-	-	-	-	-	-	-	1	1.0	1	1.0	100	100.0
C57	Other Female Genital	1	100.0	-	-	-	-	-	-	-	-	-	-	-	-	1	100.0
C58	Placenta	-	-	-	-	-	-	-	-	-	-	-	-	-	-	-	-
C64	Kidney etc.	5	100.0	-	-	-	-	-	-	-	-	-	-	-	-	5	100.0
C65	Renal Pelvis	-	-	-	-	-	-	-	-	-	-	-	-	-	-	-	-
C66	Ureter	-	-	-	-	-	-	-	-	-	-	-	-	-	-	-	-
C67	Bladder	9	100.0	-	-	-	-	-	-	-	-	-	-	-	-	9	100.0
C68	Uns. Urinary Organs	-	-	-	-	-	-	-	-	-	-	-	-	-	-	-	-
C69	Eye	3	100.0	-	-	-	-	-	-	-	-	-	-	-	-	3	100.0
C70-72	Brain, Nervous System	20	95.2	-	-	-	-	-	-	-	-	-	-	1	4.8	21	100.0
C73	Thyroid	68	98.6	-	-	-	-	-	-	-	-	-	-	1	1.4	69	100.0
C74	Adrenal Gland	2	100.0	-	-	-	-	-	-	-	-	-	-	-	-	2	100.0
C81	Hodgkins Disease	8	100.0	-	-	-	-	-	-	-	-	-	-	-	-	8	100.0
C82-85,C96	NHL	56	100.0	-	-	-	-	-	-	-	-	-	-	-	-	56	100.0
C88	Malig Imm.Prol D	-	-	-	-	-	-	-	-	-	-	-	-	-	-	-	-
C90	Multiple Myeloma	42	100.0	-	-	-	-	-	-	-	-	-	-	-	-	42	100.0
C91	Lymphoid Leuk.	19	100.0	-	-	-	-	-	-	-	-	-	-	-	-	19	100.0
C92-94	Myeloid Leukaemia	43	97.7	-	-	-	-	-	-	-	-	-	-	1	2.3	44	100.0
C95	Leukaemia Uns	-	-	-	-	-	-	-	-	-	-	-	-	-	-	-	-
O&U	Other and Uns	54	98.2	-	-	-	-	-	-	-	-	-	-	1	1.8	55	100.0
	All Sites	1871	98.6	3	0.2	2	0.1	1	0.1	1	0.1	3	0.2	17	0.9	1898	100.0

O & U : C26, C39, C48, C75, C76, C77, C78, C79, C80, C97

**TABLE 12(a): Number (#) and Proportion (%) of cancers by site (ICD-10) and Religion - Males**

ICD 10	Sites	Hindu		Muslim		Christian		Others		Unknown		Total	
		#	%	#	%	#	%	#	%	#	%	#	%
C00	Lip	3	100.0	-	-	-	-	-	-	-	-	3	100.0
C01-02	Tongue	72	64.3	24	21.4	14	12.5	-	-	2	1.8	112	100.0
C03-06	Mouth	116	66.3	39	22.3	18	10.3	-	-	2	1.1	175	100.0
C07-08	Salivary Gland	5	62.5	2	25.0	1	12.5	-	-	-	-	8	100.0
C09	Tonsil	4	100.0	-	-	-	-	-	-	-	-	4	100.0
C10	Oth. Oropharynx	54	75.0	15	20.8	3	4.2	-	-	-	-	72	100.0
C11	Nasopharynx	7	70.0	3	30.0	-	-	-	-	-	-	10	100.0
C12-13	Hypopharynx	39	68.4	8	14.0	10	17.5	-	-	-	-	57	100.0
C14	Pharynx Unspecified	2	100.0	-	-	-	-	-	-	-	-	2	100.0
C15	Oesophagus	55	62.5	20	22.7	12	13.6	-	-	1	1.1	88	100.0
C16	Stomach	96	62.1	41	26.8	15	9.8	-	-	2	1.3	153	100.0
C17	Small Intestine	4	80.0	-	-	1	20.0	-	-	-	-	5	100.0
C18	Colon	36	66.7	17	31.5	1	1.9	-	-	-	-	54	100.0
C19-20	Rectum	53	59.6	31	34.8	4	4.5	-	-	1	1.1	89	100.0
C21	Anus & Anal Canal	1	20.0	2	40.0	1	20.0	-	-	1	20.0	5	100.0
C22	Liver	25	52.1	14	29.2	8	16.7	-	-	1	2.1	48	100.0
C23-24	Gallbladder etc.	5	33.3	7	46.7	3	20.0	-	-	-	-	15	100.0
C25	Pancreas	24	68.6	8	22.9	3	8.6	-	-	-	-	35	100.0
C30-31	Nose, Sinuses etc.	3	75.0	1	25.0	-	-	-	-	-	-	4	100.0
C32	Larynx	63	64.9	24	24.7	10	10.3	-	-	-	-	97	100.0
C33-34	Lung etc.	240	54.3	164	37.1	30	6.8	-	-	8	1.8	442	100.0
C37-38	Other Thoracic Organs	3	100.0	-	-	-	-	-	-	-	-	3	100.0
C40-41	Bone	8	50.0	7	43.8	1	6.2	-	-	-	-	16	100.0
C43	Melanoma of Skin	24	72.7	6	18.2	3	9.1	-	-	-	-	33	100.0
C44	Other Skin	13	81.2	3	18.8	-	-	-	-	-	-	16	100.0
C45	Mesothelioma	-	-	-	-	-	-	-	-	-	-	-	-
C46	Kaposi Sarcoma	-	-	-	-	-	-	-	-	-	-	-	-
C47+C49	Conn. & Soft Tissue	23	67.6	9	26.5	2	5.9	-	-	-	-	34	100.0
C50	Breast	6	86.0	1	1.4	-	-	-	-	-	-	7	100.0
C60	Penis	13	86.7	1	6.7	1	6.7	-	-	-	-	15	100.0
C61	Prostate	41	58.6	18	25.7	11	15.7	-	-	-	-	70	100.0
C62	Testis	4	80.0	1	20.0	-	-	-	-	-	-	5	100.0
C63	Other Male Genital	-	-	-	-	-	-	-	-	-	-	-	-
C64	Kidney etc.	9	36.0	13	52.0	2	8.0	-	-	1	4.0	25	100.0
C65	Renal Pelvis	1	100.0	-	-	-	-	-	-	-	-	1	100.0
C66	Ureter	1	100.0	-	-	-	-	-	-	-	-	1	100.0
C67	Bladder	29	54.7	20	37.7	4	7.5	-	-	-	-	53	100.0
C68	Uns. Urinary Organs	-	-	-	-	-	-	-	-	-	-	-	-
C69	Eye	1	100.0	-	-	-	-	-	-	-	-	1	100.0
C70-72	Brain, Nervous System	16	50.0	11	34.4	5	15.6	-	-	-	-	32	100.0
C73	Thyroid	14	60.9	7	30.4	2	8.7	-	-	-	-	23	100.0
C74	Adrenal Gland	-	-	-	-	-	-	-	-	-	-	-	-
C81	Hodgkins Disease	11	61.1	5	27.8	2	11.1	-	-	-	-	18	100.0
C82-85, C96	NHL	51	49.5	36	35.0	15	14.6	-	-	1	1.0	103	100.0
C88	Malign. Prostate	1	100.0	-	-	-	-	-	-	-	-	1	100.0
C90	Multiple Myeloma	23	62.2	10	27.0	4	10.8	-	-	-	-	37	100.0
C91	Lymphoid Leuk.	8	42.1	9	47.4	1	5.3	-	-	1	5.3	19	100.0
C92-94	Myeloid Leukaemia	27	64.3	10	23.8	5	11.9	-	-	-	-	42	100.0
C95	Leukaemia Uns	-	-	-	-	-	-	-	-	-	-	-	-
O&U	Other and Uns	64	60.4	31	29.2	10	9.4	-	-	1	0.9	106	100.0
	All Sites	1300	60.6	618	28.8	203	9.5	-	-	23	1.1	2144	100.0

O & U : C26, C39, C48, C75, C76, C77, C78, C79, C80, C97

**TABLE 12(b): Number (#) and Proportion (%) of cancers by site (ICD-10) and Religion - Females**

ICD 10	Sites	Hindu		Muslim		Christian		Others		Unknown		Total	
		#	%	#	%	#	%	#	%	#	%	#	%
C00	Lip	9	90.0	1	10.0	-	-	-	-	-	-	10	100.0
C01-02	Tongue	34	65.4	12	23.1	4	7.7	-	-	2	3.8	52	100.0
C03-06	Mouth	63	60.6	36	34.6	5	4.8	-	-	-	-	104	100.0
C07-08	Salivary Gland	3	42.9	3	42.9	1	14.3	-	-	-	-	7	100.0
C09	Tonsil	-	-	-	-	-	-	-	-	-	-	-	-
C10	Oth. Oropharynx	3	100.0	-	-	-	-	-	-	-	-	3	100.0
C11	Nasopharynx	4	66.7	2	33.3	-	-	-	-	-	-	6	100.0
C12-13	Hypopharynx	7	41.2	8	47.1	1	5.9	-	-	1	5.9	17	100.0
C14	Pharynx Unspecified	-	-	1	100.0	-	-	-	-	-	-	1	100.0
C15	Oesophagus	43	68.3	17	27.0	3	4.8	-	-	-	-	63	100.0
C16	Stomach	37	61.7	16	26.7	7	11.7	-	-	-	-	60	100.0
C17	Small Intestine	1	50.0	-	-	1	50.0	-	-	-	-	2	100.0
C18	Colon	33	67.3	11	22.4	5	10.2	-	-	-	-	49	100.0
C19-20	Rectum	35	54.7	23	35.9	6	9.4	-	-	-	-	64	100.0
C21	Anus & Anal Canal	6	85.7	1	14.3	-	-	-	-	-	-	7	100.0
C22	Liver	10	71.4	3	21.4	1	7.1	-	-	-	-	14	100.0
C23-24	Gallbladder etc.	6	50.0	6	50.0	-	-	-	-	-	-	12	100.0
C25	Pancreas	17	68.0	4	16.0	4	16.0	-	-	-	-	25	100.0
C30-31	Nose, Sinuses etc.	3	100.0	-	-	-	-	-	-	-	-	3	100.0
C32	Larynx	2	28.6	4	57.1	-	-	-	-	1	14.3	7	100.0
C33-34	Lung etc.	45	54.2	29	34.9	6	7.2	-	-	3	3.6	83	100.0
C37-38	Other Thoracic Organs	-	-	1	50.0	1	50.0	-	-	-	-	2	100.0
C40-41	Bone	8	57.1	5	35.7	1	7.1	-	-	-	-	14	100.0
C43	Melanoma of Skin	14	66.7	6	28.6	1	4.8	-	-	-	-	21	100.0
C44	Other Skin	1	50.0	-	-	1	50.0	-	-	-	-	2	100.0
C45	Mesothelioma	-	-	-	-	-	-	-	-	-	-	-	-
C46	Kaposi Sarcoma	-	-	-	-	-	-	-	-	-	-	-	-
C47+C49	Conn. & Soft Tissue	8	47.1	7	41.2	2	11.8	-	-	-	-	17	100.0
C50	Breast	370	61.7	145	24.3	76	12.6	-	-	9	1.3	600	100.0
C51	Vulva	3	100.0	-	-	-	-	-	-	-	-	3	100.0
C52	Vagina	3	37.5	4	50.0	1	12.5	-	-	-	-	8	100.0
C53	Cervix Uteri	106	72.1	32	21.8	8	5.4	1	0.7	-	-	147	100.0
C54	Corpus Uteri	37	66.1	11	19.6	8	14.3	-	-	-	-	56	100.0
C55	Uterus Unspecified	4	44.4	3	33.3	2	22.2	-	-	-	-	9	100.0
C56	Ovary etc.	66	66.0	22	22.0	11	11.0	-	-	1	1.0	100	100.0
C57	Other Female Genital	1	100.0	-	-	-	-	-	-	-	-	1	100.0
C58	Placenta	-	-	-	-	-	-	-	-	-	-	-	-
C64	Kidney etc.	4	80.0	1	20.0	-	-	-	-	-	-	5	100.0
C65	Renal Pelvis	-	-	-	-	-	-	-	-	-	-	-	-
C66	Ureter	-	-	-	-	-	-	-	-	-	-	-	-
C67	Bladder	6	66.7	1	11.1	2	22.2	-	-	-	-	9	100.0
C68	Uns. Urinary Organs	-	-	-	-	-	-	-	-	-	-	-	-
C69	Eye	1	33.3	2	66.7	-	-	-	-	-	-	3	100.0
C70-72	Brain, Nervous System	14	66.7	6	28.6	-	-	-	-	1	4.8	21	100.0
C73	Thyroid	41	59.4	19	27.5	8	11.6	-	-	1	1.4	69	100.0
C74	Adrenal Gland	2	100.0	-	-	-	-	-	-	-	-	2	100.0
C81	Hodgkins Disease	4	50.0	4	50.0	-	-	-	-	-	-	8	100.0
C82-85,C96	NHL	37	66.1	13	23.2	6	10.7	-	-	-	-	56	100.0
C88	Malignant Imm. Prol D	-	-	-	-	-	-	-	-	-	-	-	-
C90	Multiple Myeloma	25	59.5	13	31.0	4	9.5	-	-	-	-	42	100.0
C91	Lymphoid Leuk.	14	73.7	5	26.3	-	-	-	-	-	-	19	100.0
C92-94	Myeloid Leukaemia	24	54.5	10	22.7	9	20.5	-	-	1	2.3	44	100.0
C95	Leukaemia Uns	-	-	-	-	-	-	-	-	-	-	-	-
O&U	Other and Uns	31	56.4	16	29.1	7	12.7	-	-	1	1.8	55	100.0
	All Sites	1183	62.3	503	26.5	191	10.1	1	0.1	20	1.1	1898	100.0

O & U : C26, C39, C48, C75, C76, C77, C78, C79, C80, C97



**TABLE 13(a): Number (#) and Proportion (%) of cancers by site (ICD-10) and Education - Males**

ICD 10	Sites	Primary		Middle		Secondary		Illiterate		Literate		Others		Unknown		Total	
		#	%	#	%	#	%	#	%	#	%	#	%	#	%	#	%
C00	Lip	1	33.3	-	-	1	33.3	-	-	1	33.3	-	-	-	-	3	100.0
C01-02	Tongue	34	30.4	29	25.9	20	17.9	10	8.9	6	5.4	8	7.1	5	4.5	112	100.0
C03-06	Mouth	61	34.9	35	20.0	17	9.7	36	20.6	12	6.9	7	4.0	7	4.0	175	100.0
C07-08	Salivary Gland	1	12.5	1	12.5	3	37.5	2	25.0	-	-	1	12.5	-	-	8	100.0
C09	Tonsil	-	-	3	75.0	-	-	1	25.0	-	-	-	-	-	-	4	100.0
C10	Oth. Oropharynx	27	37.5	15	20.8	9	12.5	17	23.6	2	2.8	1	1.4	1	1.4	72	100.0
C11	Nasopharynx	3	30.0	3	30.0	3	30.0	-	-	1	10.0	-	-	-	-	10	100.0
C12-13	Hypopharynx	23	40.4	13	22.8	9	15.8	5	8.8	5	8.8	2	3.5	-	-	57	100.0
C14	Pharynx Unspecified	1	50.0	1	50.0	-	-	-	-	-	-	-	-	-	-	2	100.0
C15	Oesophagus	29	33.0	26	29.5	10	11.4	11	12.5	8	9.1	2	2.3	2	2.3	88	100.0
C16	Stomach	50	32.0	35	22.9	29	19.0	21	13.7	5	3.3	2	4.6	2	4.6	154	100.0
C17	Small Intestine	1	20.0	4	80.0	-	-	-	-	-	-	-	-	-	-	5	100.0
C18	Colon	14	25.9	19	35.2	15	27.8	-	-	1	1.9	4	7.4	1	1.9	54	100.0
C19-20	Rectum	26	29.2	25	28.1	20	22.5	8	9.0	4	4.5	6	6.7	-	-	89	100.0
C21	Anus & Anal Canal	-	-	1	20.0	1	20.0	1	20.0	1	20.0	-	-	1	20.0	5	100.0
C22	Liver	11	22.9	17	35.4	8	16.7	5	10.4	2	4.2	3	6.2	2	4.2	48	100.0
C23-24	Gallbladder etc.	7	46.7	2	13.3	1	6.7	2	13.3	2	13.3	1	6.7	-	-	15	100.0
C25	Pancreas	11	31.4	9	25.7	10	28.6	2	5.7	2	5.7	-	-	1	2.9	35	100.0
C30-31	Nose, Sinuses etc.	2	50.0	-	-	-	-	-	-	1	25.0	-	-	1	25.0	4	100.0
C32	Larynx	31	32.0	28	28.9	15	15.5	7	7.2	8	8.2	6	6.2	2	2.1	97	100.0
C33-34	Lung etc.	174	39.4	92	20.8	45	10.2	59	13.3	45	10.2	11	2.5	16	3.6	442	100.0
C37-38	Other Thoracic Organs	-	-	1	33.3	1	33.3	-	-	-	-	1	33.3	-	-	3	100.0
C40-41	Bone	3	18.8	5	31.2	4	25.0	-	-	1	6.2	2	12.5	1	6.2	16	100.0
C43	Melanoma of Skin	9	27.3	3	9.1	10	30.3	5	15.2	3	9.1	3	9.1	-	-	33	100.0
C44	Other Skin	5	31.2	4	25.0	2	12.5	2	12.5	-	-	3	18.8	-	-	16	100.0
C45	Mesothelioma	-	-	-	-	-	-	-	-	-	-	-	-	-	-	-	-
C46	Kaposi Sarcoma	-	-	-	-	-	-	-	-	-	-	-	-	-	-	-	-
C47+C49	Conn. & Soft Tissue	6	17.6	10	29.4	8	23.5	1	2.9	2	5.9	7	20.6	-	-	34	100.0
C50	Breast	0	-	2	16.7	3	33.3	1	16.7	1	8.3	-	-	-	-	7	100.0
C60	Penis	7	46.7	2	13.3	2	13.3	2	13.3	2	13.3	-	-	-	-	15	100.0
C61	Prostate	17	24.3	17	24.3	12	17.1	11	15.7	4	5.7	7	10.0	2	2.9	70	100.0
C62	Testis	-	-	1	20.0	3	60.0	-	-	-	-	1	20.0	-	-	5	100.0
C63	Other Male Genital	-	-	-	-	-	-	-	-	-	-	-	-	-	-	-	-
C64	Kidney etc.	8	32.0	4	16.0	8	32.0	2	8.0	2	8.0	-	-	1	4.0	25	100.0
C65	Renal Pelvis	-	-	-	-	-	-	1	100.0	-	-	-	-	-	-	1	100.0
C66	Ureter	-	-	-	-	1	100.0	-	-	-	-	-	-	-	-	1	100.0
C67	Bladder	16	30.2	16	30.2	7	13.2	4	7.5	8	15.1	1	1.9	1	1.9	53	100.0
C68	Uns.Urinary Organs	-	-	-	-	-	-	-	-	-	-	-	-	-	-	-	-
C69	Eye	1	100.0	-	-	-	-	-	-	-	-	-	-	-	-	1	100.0
C70-72	Brain, Nervous System	5	15.6	7	21.9	12	37.5	1	3.1	-	-	7	21.9	-	-	32	100.0
C73	Thyroid	9	39.1	5	21.7	8	34.8	-	-	-	-	1	4.3	-	-	23	100.0
C74	Adrenal Gland	-	-	-	-	-	-	-	-	-	-	-	-	-	-	-	-
C81	Hodgkins Disease	4	22.2	4	22.2	8	44.4	-	-	-	-	1	5.6	1	5.6	18	100.0
C82-85,C96	NHL	29	28.2	24	23.3	21	20.4	8	7.8	6	5.8	12	11.7	3	2.9	103	100.0
C88	Malig Imn.Prol D	-	-	-	-	-	-	-	-	-	-	1	100.0	-	-	1	100.0
C90	Multiple Myeloma	11	29.7	13	35.1	4	10.8	2	5.4	3	8.1	3	8.1	1	2.7	37	100.0
C91	Lymphoid Leuk.	5	26.3	3	15.8	3	15.8	1	5.3	-	-	7	36.8	-	-	19	100.0
C92-94	Myeloid Leukemia	7	16.7	9	21.4	17	40.5	1	2.4	1	2.4	6	14.3	1	2.4	42	100.0
C95	Leukaemia Uns	-	-	-	-	-	-	-	-	-	-	-	-	-	-	-	-
O&U	Other and Uns	28	26.4	23	21.7	18	17.0	17	16.0	5	4.7	9	8.5	6	5.7	106	100.0
	All Sites	678	31.6	511	23.8	369	17.2	247	11.5	144	6.7	131	6.1	64	3.0	2144	100.0

O & U : C26, C39, C48, C75, C76, C77, C78, C79, C80, C97

**TABLE 13(b): Number (#) and Proportion (%) of cancers by site (ICD-10) and Education - Females**

ICD 10	Sites	Primary		Middle		Secondary		Illiterate		Literate		Others		Unknown		Total	
		#	%	#	%	#	%	#	%	#	%	#	%	#	%	#	%
C00	Lip	-	-	2	20.0	-	-	6	60.0	1	10.0	-	-	1	10.0	10	100.0
C01-02	Tongue	9	17.3	9	17.3	7	13.5	19	36.5	2	3.8	3	5.8	3	5.8	52	100.0
C03-06	Mouth	26	25.0	13	12.5	3	2.9	47	45.2	11	10.6	1	1.0	3	2.9	104	100.0
C07-08	Salivary Gland	2	28.6	1	14.3	4	57.1	-	-	-	-	-	-	-	-	7	100.0
C09	Tonsil	-	-	-	-	-	-	-	-	-	-	-	-	-	-	-	-
C10	Oth. Oropharynx	-	-	-	-	-	-	1	33.3	1	33.3	1	33.3	-	-	3	100.0
C11	Nasopharynx	3	50.0	2	33.3	1	16.7	-	-	-	-	-	-	-	-	6	100.0
C12-13	Hypopharynx	2	11.8	2	11.8	2	11.8	6	35.3	3	17.6	-	-	2	11.8	17	100.0
C14	Pharynx Unspecified	1	100.0	-	-	-	-	-	-	-	-	-	-	-	-	1	100.0
C15	Oesophagus	24	38.1	8	12.7	6	9.5	18	28.6	5	7.9	1	1.6	1	1.6	63	100.0
C16	Stomach	20	33.3	10	16.7	17	20.0	8	13.3	4	6.7	-	-	1	3.3	60	100.0
C17	Small Intestine	-	-	1	50.0	1	50.0	-	-	-	-	-	-	-	-	2	100.0
C18	Colon	12	24.5	9	18.4	12	24.5	5	10.2	6	12.2	2	4.1	3	6.1	49	100.0
C19-20	Rectum	18	28.1	6	9.4	12	18.8	10	15.6	9	14.1	7	10.9	2	3.1	64	100.0
C21	Anus & Anal Canal	1	14.3	1	14.3	1	14.3	3	42.9	-	-	1	14.3	-	-	7	100.0
C22	Liver	5	35.7	3	21.4	-	-	2	14.3	4	28.6	-	-	-	-	14	100.0
C23-24	Gallbladder etc.	4	33.3	3	25.0	2	16.7	3	25.0	-	-	-	-	-	-	12	100.0
C25	Pancreas	7	28.0	9	36.0	3	12.0	5	20.0	-	-	-	-	1	4.0	25	100.0
C30-31	Nose, Sinuses etc.	-	-	-	-	1	33.3	1	33.3	-	-	-	-	1	33.3	3	100.0
C32	Larynx	2	28.6	2	28.6	-	-	2	28.6	-	-	-	-	1	14.3	7	100.0
C33-34	Lung etc.	20	24.1	20	24.1	7	8.4	19	22.9	9	10.8	3	3.6	5	6.0	83	100.0
C37-38	Other Thoracic Organs	1	50.0	-	-	-	-	-	-	-	-	-	-	1	50.0	2	100.0
C40-41	Bone	2	14.3	6	42.9	4	28.6	-	-	1	7.1	1	7.1	-	-	14	100.0
C43	Melanoma of Skin	3	14.3	4	19.0	5	23.8	7	33.3	2	9.5	-	-	-	-	21	100.0
C44	Other Skin	1	50.0	1	50.0	-	-	-	-	-	-	-	-	-	-	2	100.0
C45	Mesothelioma	-	-	-	-	-	-	-	-	-	-	-	-	-	-	-	-
C46	Kaposi Sarcoma	-	-	-	-	-	-	-	-	-	-	-	-	-	-	-	-
C47+C49	Conn. & Soft Tissue	4	23.5	1	5.9	4	23.5	1	5.9	3	17.6	4	23.5	-	-	17	100.0
C50	Breast	112	18.6	149	25.0	173	28.9	67	11.1	20	3.4	61	10.2	18	2.9	600	100.0
C51	Vulva	-	-	-	-	-	-	2	66.7	-	-	1	33.3	-	-	3	100.0
C52	Vagina	2	25.0	2	25.0	-	-	2	25.0	1	12.5	1	12.5	-	-	8	100.0
C53	Cervix Uteri	34	23.1	37	25.2	20	13.6	34	23.1	14	9.5	7	4.8	1	0.7	147	100.0
C54	Corpus Uteri	12	21.4	22	39.3	13	23.2	5	8.9	1	1.8	2	3.6	1	1.8	56	100.0
C55	Uterus Unspecified	2	22.2	3	33.3	3	33.3	1	11.1	-	-	-	-	-	-	9	100.0
C56	Ovary etc.	23	23.0	19	19.0	27	27.0	13	13.0	8	8.0	7	7.0	3	3.0	100	100.0
C57	Other Female Genital	-	-	-	-	-	-	-	-	-	-	1	100.0	-	-	1	100.0
C58	Placenta	-	-	-	-	-	-	-	-	-	-	-	-	-	-	-	-
C64	Kidney etc.	2	40.0	3	60.0	-	-	-	-	-	-	-	-	-	-	5	100.0
C65	Renal Pelvis	-	-	-	-	-	-	-	-	-	-	-	-	-	-	-	-
C66	Ureter	-	-	-	-	-	-	-	-	-	-	-	-	-	-	-	-
C67	Bladder	3	33.3	1	11.1	1	11.1	4	44.4	-	-	-	-	-	-	9	100.0
C68	Uns. Urinary Organs	-	-	-	-	-	-	-	-	-	-	-	-	-	-	-	-
C69	Eye	-	-	1	33.3	-	-	1	33.3	-	-	1	33.3	-	-	3	100.0
C70-72	Brain, Nervous System	4	19.0	3	14.3	6	28.6	3	14.3	-	-	3	14.3	2	9.5	21	100.0
C73	Thyroid	21	30.4	15	21.7	13	18.8	8	11.6	2	2.9	7	10.1	3	4.3	69	100.0
C74	Adrenal Gland	1	50.0	-	-	-	-	1	50.0	-	-	-	-	-	-	2	100.0
C81	Hodgkin's Disease	2	25.0	-	-	2	25.0	-	-	-	-	3	37.5	1	12.5	8	100.0
C82-85,C96	NHL	10	17.9	14	25.0	9	16.1	9	16.1	4	7.1	7	12.5	3	5.4	56	100.0
C88	Malig Imn.Prol D	-	-	-	-	-	-	-	-	-	-	-	-	-	-	-	-
C90	Multiple Myeloma	16	38.1	6	14.3	7	16.7	8	19.0	4	9.5	-	-	1	2.4	42	100.0
C91	Lymphoid Leuk.	6	31.6	4	21.1	2	10.5	4	21.1	-	-	3	15.8	-	-	19	100.0
C92-94	Myeloid Leukaemia	14	31.8	10	22.7	11	25.0	2	4.5	2	4.5	4	9.1	1	2.3	44	100.0
C95	Leukaemia Uns	-	-	-	-	-	-	-	-	-	-	-	-	-	-	-	-
O&U	Other and Uns	12	21.8	10	18.2	13	23.6	12	21.8	6	10.9	-	-	2	3.6	55	100.0
	All Sites	442	23.3	412	21.7	386	20.3	338	17.8	123	6.5	136	7.2	61	3.2	1898	100.0

O & U : C26, C39, C48, C75, C76, C77, C78, C79, C80, C97



**DETAILED  
INFORMATION-MCC**

**Table 1: Number of New and Old Cancer Cases**

Sex	Old		New		Total
	#	%	#	%	
Female	659	34.6%	1237	65.0%	1902
Male	597	27.9%	1531	71.5%	2140
Total	1256	31.1%	2768	68.5%	4042

**Table 2: Number (#) and Proportion of System Wise & Sex wise Cancer Incidence**

System and Sex wise distribution of patients					
System	Male	%	Female	%	Total
Head & Neck	570	66.7%	284	33.3%	854
Digestive Organs	499	62.5%	299	37.5%	798
Breast	7	1.2%	600	98.8%	607
Respiratory system	442	84.2%	83	15.8%	525
Hemetological and RE system	207	56.6%	159	43.4%	366
Gynaecological system	0	0.0%	324	100.0%	324
Primary unknown	105	66.0%	54	34.0%	159
Urinary tract	80	85.1%	14	14.9%	94
Male genital organ	90	100.0%	0	0.0%	90
skin	48	69.6%	21	30.4%	69
CNS	33	58.9%	23	41.1%	56
Soft tissue system	33	66.0%	17	34.0%	50
skeletal-bones etc	19	54.3%	16	45.7%	35
Intrathoracic organs	5	50.0%	5	50.0%	10
Endocrane glands	1	25.0%	3	75.0%	4
Peripheral nervous system	1	100.0%	0	0.0%	1

**Table 3: Numbers (#) and Proportion of System Wise & Alcohol Habit**

System wise Alchohol Habit													
System	No-Habit	%	Habit	%	Chron-ic	%	Occa-sional	%	Ex-Habit	%	Un-known	%	Total
Head & Neck	460	53.9	190	22.2	100	11.7	80	9.4	4	0.5	16	1.9	854
Digestive Organs	520	65.2	112	14.0	67	8.4	72	9.0	1	0.1	24	3.0	798
Breast	575	94.7	2	0.3	2	0.3	3	0.5	0	0.0	24	4.0	607
Respiratory system	279	53.1	100	19.0	61	11.6	59	11.2	2	0.4	20	3.8	525
Hemetological and RE system	262	71.6	45	12.3	16	4.4	27	7.4	0	0.0	14	3.8	366
Gynaecological system	302	93.2	1	0.3	2	0.6	0	0.0	0	0.0	17	5.2	324
Primary unknown	95	59.7	24	15.1	14	8.8	13	8.2	0	0.0	12	7.5	159
Urinary tract	60	63.8	18	19.1	7	7.4	6	6.4	0	0.0	3	3.2	94
Male genital organ	50	55.6	16	17.8	6	6.7	16	17.8	0	0.0	1	1.1	90

skin	47	68.1	11	15.9	4	5.8	6	8.7	0	0.0	1	1.4	69
CNS	43	76.8	1	1.8	3	5.4	5	8.9	0	0.0	4	7.1	56
Soft tissue system	36	72.0	4	8.0	4	8.0	6	12.0	0	0.0	0	0.0	50
skeletal-bones etc	31	88.6	2	5.7	1	2.9	1	2.9	0	0.0	0	0.0	35
Intrathoracic organs	5	50.0	0	0.0	1	10.0	2	20.0	0	0.0	2	20.0	10
Endocrane glands	4	100.0	0	0.0	0	0.0	0	0.0	0	0.0	0	0.0	4
Peripheral nervous system	1	100.0	0	0.0	0	0.0	0	0.0	0	0.0	0	0.0	1
Total	2770	68.5	526	13.0	288	7.1	296	7.3	7	0.2	138	3.4	4042

**Table 4 : Number (#) and Proportion of System Wise & Pan chewing Habit**

System wise Pan Chewing Habit													
System	No-Habit	%	Habit	%	Chronic	%	Occasional	%	Ex-Habit	%	Unknown	%	Total
Head & Neck	449	52.6	162	19.0	183	21.4	32	3.7	7	0.8	21	2.5	854
Digestive Organs	597	74.8	58	7.3	85	10.7	29	3.6	2	0.3	27	3.4	798
Breast	529	87.1	23	3.8	25	4.1	5	0.8	0	0.0	25	4.1	607
Respiratory system	384	73.1	50	9.5	42	8.0	24	4.6	0	0.0	25	4.8	525
Hemetological and RE system	282	77.0	30	8.2	25	6.8	12	3.3	0	0.0	17	4.6	366
Gynaecological system	248	76.5	24	7.4	27	8.3	6	1.9	0	0.0	19	5.9	324
Primary unknown	109	68.6	21	13.2	13	8.2	6	3.8	0	0.0	10	6.3	159
Urinary tract	72	76.6	8	8.5	7	7.4	3	3.2	0	0.0	4	4.3	94
Male genital organ	67	74.4	10	11.1	8	8.9	3	3.3	0	0.0	2	2.2	90
skin	53	76.8	4	5.8	9	13.0	1	1.4	0	0.0	2	2.9	69
CNS	46	82.1	2	3.6	2	3.6	1	1.8	0	0.0	5	8.9	56
Soft tissue system	41	82.0	3	6.0	5	10.0	1	2.0	0	0.0	0	0.0	50
skeletal-bones etc	33	94.3	1	2.9	1	2.9	0	0.0	0	0.0	0	0.0	35
Intrathoracic organs	6	60.0	2	20.0	0	0.0	0	0.0	0	0.0	2	20.0	10
Endocrane glands	2	50.0	2	50.0	0	0.0	0	0.0	0	0.0	0	0.0	4
Peripheral nervous system	1	100.0	0	0.0	0	0.0	0	0.0	0	0.0	0	0.0	1
Total	2919	72.2	400	9.9	432	10.7	123	3.0	9	0.2	159	3.9	4042

**Table 5: Numbers (#) and Proportion of System Wise & Smoking Habit**

System wise Smoking Habit													
System	No-Habit	%	Habit	%	Chronic	%	Occasional	%	Ex-Habit	%	Unknown	%	Total
Head & Neck	383	44.8	209	24.5	211	24.7	28	3.3	8	0.9	15	1.8	854
Digestive Organs	417	52.3	157	19.7	179	22.4	18	2.3	4	0.5	23	2.9	798
Breast	573	94.4	5	0.8	4	0.7	1	0.2	0	0.0	24	4.0	607
Respiratory system	102	19.4	175	33.3	229	43.6	2	0.4	0	0.0	17	3.2	525
Hematological and RE system	245	66.9	44	12.0	54	14.8	6	1.6	2	0.5	15	4.1	366

Gynecological system	300	92.6	2	0.6	3	0.9	0	0.0	0	0.0	19	5.9	324
Primary unknown	77	48.4	26	16.4	43	27.0	2	1.3	0	0.0	11	6.9	159
Urinary tract	25	26.6	27	28.7	38	40.4	1	1.1	0	0.0	3	3.2	94
Male genital organ	36	40.0	25	27.8	25	27.8	3	3.3	0	0.0	1	1.1	90
skin	41	59.4	12	17.4	13	18.8	2	2.9	0	0.0	1	1.4	69
CNS	42	75.0	4	7.1	5	8.9	1	1.8	0	0.0	4	7.1	56
Soft tissue system	31	62.0	9	18.0	7	14.0	3	6.0	0	0.0	0	0.0	50
skeletal-bones etc	27	77.1	3	8.6	4	11.4	1	2.9	0	0.0	0	0.0	35
Intrathoracic organs	6	60.0	1	10.0	2	20.0	0	0.0	0	0.0	1	10.0	10
Endocrane glands	4	100.0	0	0.0	0	0.0	0	0.0	0	0.0	0	0.0	4
Peripheral nervous system	1	100.0	0	0.0	0	0.0	0	0.0	0	0.0	0	0.0	1
Total	2310	57.1	699	17.3	817	20.2	68	1.7	14	0.3	134	3.3	4042

## Family History/ Hereditary Cancer

**Table6: : Numbers (#) and Proportion of Family History with Hereditary Cancers**

Site wise Family History							
Site	Family History	%	No family History	%	Un-known	%	Total
Breast	128	21.1%	406	66.9%	73	12.0%	607
colon	26	25.2%	69	67.0%	8	7.8%	103
ovary	17	17.0%	64	64.0%	19	19.0%	100
Prostate	12	17.1%	49	70.0%	9	12.9%	70

**Table 7: Numbers (#) and Proportion of System Wise & Family History**

System wise Family History							
Site	Family History	%	No family History	%	Un-known	%	Total
Head & Neck	152	17.8%	618	72.4%	84	9.8%	854
Digestive Organs	154	19.3%	576	72.2%	68	8.5%	798
Breast	128	21.1%	406	66.9%	73	12.0%	607
Respiratory system	61	11.6%	403	76.8%	61	11.6%	525
Hemetological and RE system	41	11.2%	284	77.6%	41	11.2%	366
Gynaecological system	56	17.3%	218	67.3%	50	15.4%	324
Primary unknown	21	13.2%	112	70.4%	26	16.4%	159
Urinary tract	12	12.8%	72	76.6%	10	10.6%	94
Male genital organ	17	18.9%	61	67.8%	12	13.3%	90
skin	11	15.9%	54	78.3%	4	5.8%	69
CNS	9	16.1%	39	69.6%	8	14.3%	56

Soft tissue system	14	28.0%	32	64.0%	4	8.0%	50
skeletal-bones etc	5	14.3%	29	82.9%	1	2.9%	35
Intrathoracic organs	1	10.0%	7	70.0%	2	20.0%	10
Endocrane glands	0	0.0%	4	100.0%	0	0.0%	4
Peripheral nervous system	0	0.0%	1	100.0%	0	0.0%	1
Total	682	16.9%	2916	72.1%	444	11.0%	4042

## Staging

**Table: 8 Staging Type**

Stagging	Male		Female		Total
	#	%	#	%	
Ann Arbor	102	4.8	51	2.7	153
FIGO	3	0.1	322	16.9	325
Not Applicable	217	10.1	176	9.3	393
Clinical	1053	49.2	504	26.5	1557
TNM	763	35.7	847	44.5	1610
Unknown	2	0.1	2	0.1	4
Total	2140	100	1902	100	4042

**Table:9 staging Type → Ann Arbor**

Composit Stage	Male		Female		Total
	#	%	#	%	
Stage 1	12	11.8	1	2.0	13
Stage 2	12	11.8	7	13.7	19
Stage 3	23	22.5	14	27.5	37
Stage 4	18	17.6	10	19.6	28
Unknown	34	33.3	16	31.4	50
Not Applicable	3	2.9	3	5.9	6
Total	102	100	51	100	153

**Table : 10 Staging Type → FIGO**

Composit Stage	Male		Female		Total
	#	%	#	%	
Stage 1	1	33.3	50	15.5	51
Stage 2	0	0.0	53	16.5	53
Stage 3	1	33.3	85	26.4	86
Stage 4	0	0.0	43	13.4	43
Unknown	1	33.3	80	24.8	81
Not Applicable	0	0.0	11	3.4	11
Total	3	100	322	100	325



**Table:11 Staging Type → Clinical**

Staging	Male		Female		Total
	#	%	#	%	
Stage 1	90	8.5	73	14.5	163
Stage 2	145	13.8	63	12.5	208
Stage 3	671	63.7	265	52.6	936
Stage 4	3	0.3	2	0.4	5
Unknown	119	11.3	92	18.3	211
Not Applicable	25	2.4	9	1.8	34
Total	1053	100	504	100	1557

**Table: 12 Staging Type → TNM**

Composit Stage	Male		Female		Total
	#	%	#	%	
Stage 1	67	8.8	75	8.9	142
Stage 2	74	9.7	289	34.1	363
Stage 3	190	24.9	243	28.7	433
Stage 4	236	30.9	140	16.5	376
Unknown	174	22.8	93	11.0	267
Not Applicable	22	2.9	7	0.8	29
Total	763	100	847	100	1610

**Table: 13 Comparison of Performance status(WHO) before and after treatment**

Performance Status after register at RI							
performance Status before register at RI		0	1	2	3	4	9
	0	9	75	9	2	0	58
	1	5	1081	590	93	18	883
	2	0	86	320	59	8	267
	3	-	4	64	146	14	112
	4	3	6	22	3	45	27
	9	0	5	6	0	1	21

0	Able to carry out all normal activity without restriction
1	Restricted in physically strenuous activity but ambulatory and able to carry out light work
2	Ambulatory and capable of all self-care but unable to carry out any work: up and about more than 50% of waking hours
3	Capable of only limited self-care; confined to bed or chair more than 50% waking hours
4	Completely disabled; cannot carry on any self-care totally confined to bed or chair
9	Unknown

## Ten Leading Cancers - irrespective of Sex

**Table 14: Leading cancers irrespective of Sex**

Sl. No	Site	#	%
1	Breast	607	15.01
2	Lung	525	12.9
3	Mouth	279	6.9
4	Stomach	214	5.3
5	Tongue	164	4.1
6	NHL	159	3.9
7	Rectum	153	3.8
8	Oesophagus	151	3.7
9	Cervix	147	3.6
10	Larynx	104	2.6

### I. Breast Cancer

- Total Number (ICD 10: C50 ) :607(98.8% in females and 1.1% in males)
- Breast cancer in females ranks first among all the cancers.
- Ist leading cancer among females : 31.5%
- Male to female ratio : 0.01:1
- Average age at diagnosis is years:53 years
- Peak age group: 45-49 years
- Histology: Infiltrating Ductal Carcinoma: 86% in females and 71% in males.
- Method of diagnosis: Microscopic : 95% in females and 100% in males
- Detailed Microscopic diagnosis: Histology of Primary: 95% in females and 86% in males.
- Broad treatment group: Treatment only at RI: 47% in females and 43% in males
- Clinical extent of disease(Trmt only at RI): Regional: 80.9% in females and 100% in males
- Type of treatment (Trmt only at RI) : S+R+C: 26.5% in females
- Treatment status(Excluding cancer previously treated) : Received: 76.7% in females and 71.4% in males
- Intention to treat : Curative/Radical: 84.1% in females and 100% in males
- Marital status : Married: 74% in females and 100% in males
- Religion : Hindu: 62% in females and 86% in males
- Education : Secondary: 28.8% in females and 42.9% in males.
- Mother Tongue : Malayalam : 99% in females and 100% in males

**Table 15: Number and Relative Proportion of Breast cancer by five year age group**

Age Group	Males (n=7)		Females (n=600)		Total (n=607)	
	#	%	#	%	#	%
20-24	0	0	1	0	1	0
25-29	0	0	4	1	4	1
30-34	0	0	29	5	29	5
35-39	0	0	44	7	44	7
40-44	0	0	80	13	80	13
45-49	1	14	106	18	107	18
50-54	1	14	92	15	93	15
55-59	1	14	77	13	78	13
60-64	2	29	60	10	62	10
65-69	0	0	40	7	40	7
70-74	0	0	32	5	32	5
>=75	2	29	35	6	37	6

**Table 16: Number and Relative Proportion of Breast Cancer by method of diagnosis**

Method of Diagnosis	Males (n=7)		Females (n=600)		Total (n=607)	
	#	%	#	%	#	%
Microscopic	6	86	571	95	577	95
Others	1	14	18	3	19	3
Clinical Only	0	0	6	1	6	1
X-ray/Imaging Techniques	0	0	5	1	5	1

**Table 17: Number and Relative Proportion of Breast detailed Microscopic Diagnosis**

Detailed Microscopic Diagnosis	Males (n=7)		Females (n=600)		Total (n=607)	
	#	%	#	%	#	%
NULL	-	-	6	1	6	1
Cytology of Metastasis	-	-	1	0	1	0
Histology of Metastasis	-	-	2	-	2	0
Histology of Primary	6	86	568	95	574	95
Others	1	14	22	4	23	4
Ultrasonogram	0	0	1	0	1	0

**Table 18: Number and Relative Proportion of Breast cancer by histology**

Morphology	Males (n=7)		Females (n=600)		Total (n=607)	
	#	%	#	%	#	%
Adenocarcinoma	0	0	1	0	1	0
Carcinoma	0	0	8	1	8	1
Infiltrating Duct Carcinoma	5	71	517	86	522	86
Lobular Carcinoma	0	0	15	3	15	2
Medullary Carcinoma	0	0	3	1	3	0
Musinous Adeno Carcinoma	0	0	3	1	3	0
Neoplasam Malignant	1	14	31	5	32	5
Others	0	0	13	2	13	2
Papillary Carcinoma	1	14	5	1	6	1
Phylloids Tumor	0	0	3	1	3	0
Sarcomatiod Carcinoma	0	0	1	0	1	0

## Clinical Information

**Table 19: Number and Relative Proportion of Breast cancer by Broad Treatment Group**

Broad Treatment Group	Males (n=7)		Females (n=600)		Total (n=607)	
	#	%	#	%	#	%
No treatment	1	14	76	13	77	13
Others	0	0	20	3	20	3
Prior & Treatment at RI	2	29	134	22	136	22
Prior treatment only	1	14	86	14	87	14
Treatment only at RI	3	43	284	47	287	47

**Table 20: Number and Relative Proportion of Breast cancer by Clinical Extent of Disease (Prior & Treatment at RI)**

Clinical Extent of Disease	Female (n=133)		Male (n = 3)		Total (n=136)	
	#	%	#	%	#	%
Localised	2	1.5	-	-	2	1.5
Regional	27	20.3	-	-	27	19.9
Distant	7	5.3	-	-	7	5.1
Others	97	72.9	3	100	100	73.5

**Table 21: Number and Relative Proportion of Breast cancer by Clinical Extent of Disease (Treatment only at RI)**

Clinical Extent of Disease	Female (n=283)		Male (n = 5)		Total (n=288)	
	#	%	#	%	#	%
Localised	7	2.5	-	-	7	2.4
Regional	229	8.9	5	100	234	81.3
Distant	45	15.9	-	-	45	15.6
Others	1	0.4	-	-	1	0.3
Unknown	1	0.4	-	-	1	0.3

**Table 21a: Number and Relative Proportion of Breast Cancer intention to treat at MCC (Excluding the cancers previously treated)**

Intention to Treat	Female (n=283)		Male (n = 5)		Total (n=288)	
	#	%	#	%	#	%
Curative/Radical	238	84.1	5	100	243	84.4
palliative	44	15.5	-	-	44	15.3
Symptomatic	1	0.4	-	-	1	0.3

**Table 24: Number and Relative Proportion of Breast cancer by any specific treatment (Treatment Only at RI)**

Any Specific Treatment	Female (n=780)		Male (n = 14)		Total (n=794)	
	#	%	#	%	#	%
Any S	231	29.6	4	28.6	235	29.6
Any R	180	23.1	3	21.4	183	23.0
Any C	222	28.5	4	28.6	226	28.5
Any H	147	18.8	3	21.4	150	18.9

**Table 25: Number and Proportion of Breast cancers by type of treatment (Treatment Only at RI)**

Type of Treatment	Female (n=283)		Male (n = 5)		Total (n=288)	
	#	%	#	%	#	%
Surgery	12	4.2	1	20	13	4.5
R-Therapy	2	0.7	-	-	2	0.7
C- Therapy	10	3.5	1	20	11	3.8
S+C	30	10.6	-	-	30	10.4

R+C	7	2.5	-	-	7	2.4
S+R+C	75	26.5	-	-	75	26.0
Others	147	51.9	3	60	150	52.1

**Table 26: Number and Relative Proportion of Breast cancer by Treatment Status (Excluding the cancers previously treated)**

Treatment Status	Females (n=369)		Males (n=7)		Total (n=376)	
	#	%	#	%	#	%
Received	283	76.7	5	71.4	288	76.6
Not Received	77	20.9	2	28.6	79	21.0
Incomplete	9	2.4	-	-	9	2.4

## Basic Demographic Parameters

**Table 27: Number and Relative Proportion of Breast cancer by marital Status**

Marital Status	Males (n=7)		Females (n=600)		Total (n=607)	
	#	%	#	%	#	%
Divorced	0	0	2	0	2	0
Married	7	100	442	74	449	74
Seperated	0	0	6	1	6	1
Unknown	0	0	11	2	11	2
Unmarried	0	0	45	8	45	7
Windowed	0	0	94	16	94	15

**Table 28: Number and Relative Proportion of Breast cancer by Religion**

Religion	Males (7)		Females (600)		Total (n=607)	
	#	%	#	%	#	%
Christian	0	0	76	13	76	13
Hindu	6	86	370	62	376	62
Muslim	1	14	145	24	146	24
Unknown	0	0	9	2	9	1

**Table 29: Number and Relative Proportion of Breast cancer by Education**

Education	Males (7)		Females (600)		Total (n=607)	
	#	%	#	%	#	%
College and above	0	0.0	51	8.5	51	8.4
Illeterate	1	14.3	67	11.2	68	11.2
Literate	1	14.3	20	3.3	21	3.5
Middle	2	28.6	149	24.8	151	24.9
Others	0	0.0	7	1.2	7	1.2
Primary	0	0.0	112	18.7	112	18.5
Secondary	3	42.9	173	28.8	176	29.0
Technical	0	0.0	3	0.5	3	0.5
Unknown	0	0.0	18	3.0	18	3.0

**Table 30: Number and Relative Proportion of Breast cancer by mother Tongue**

Mother Tongue	Males (n=7)		Females (n=600)		Total (n=607)	
	#	%	#	%	#	%
Kannada	0	0	1	0	1	0
Malayalam	7	100	596	99	603	99
Nepali	0	0	2	0	2	0
Other	0	0	1	0	1	0

## II. Lung Cancer

- Total Number (ICD 10: C33-34) :525(15.8% in females and 84.2% in males)
- Lung cancer in males ranks first and second rank among all cancers
- Ist leading cancer among males : 20.7%
- Male to female ratio:1:0.19
- Average age at diagnosis is years:63 years
- Peak age group: 65-69 years in females and 60-64 in males.
- Histology:Adenocarcinoma: 33.7% in females and 16.3% in males.
- Method of diagnosis: Microscopic : 71.1% in females and 77.8% in males
- Detailed Microscopic diagnosis: Histology of Primary: 48.2% in females and 58.4% in males.
- Broad treatment group: Treatment only at RI: 34.9% in females and 39.6% in males
- Clinical extent of disease(Trmt only at RI): Distant: 89.7% in females and 78.3% in males
- Type of treatment (Trmt only at RI) : R-Therapy: 65.5% in females and 60.6% in males
- Treatment status(Excluding cancer previously treated) : Received: 41.4% in females and 44.9% in males
- Intention to treat : Palliative: 86.2% in females and 82.9% in males
- Marital status : Married: 69.9% in females and 92.5% in males
- Religion : Hindu: 54.3% in females and 54.2% in males
- Education : Illiterate: 22.9% in females and 13.3% in males.

**Table 31: Number and Relative Proportion of Lung cancer by five year age group**

Age Group	Females (n=83)		Males (n=442)		Total (n=525)	
	#	%	#	%	#	%
30-34	-	-	2	0.5	2	0.4
35-39	3	3.6	2	0.5	5	1.0
40-44	4	4.8	6	1.4	10	1.9
45-49	5	6.0	16	3.6	21	4.0
50-54	11	13.3	43	9.7	54	10.3
55-59	7	8.4	54	12.2	61	11.6
60-64	16	19.3	115	26.0	131	25.0
65-69	17	20.5	96	21.7	113	21.5
70-74	11	13.3	57	12.9	68	13.0
> 75	9	10.8	51	11.5	60	11.4

**Table 32: Number and Relative Proportion of Lung Cancer by method of diagnosis**

Method of Diagnosis	Females (n=83)		Males (n=442)		Total (n=525)	
	#	%	#	%	#	%
Clinical Only	-	-	2	0.5	2	0.4
Microscopic	59	71.1	344	77.8	403	76.8
X-Ray/Imaging	23	27.7	90	20.4	113	21.5
Others	1	1.2	6	1.4	7	1.3

**Table 33: Number and Relative Proportion of Lung detailed Microscopic Diagnosis**

Detailed Method of Diagnosis	Females (n=83)		Males (n=442)		Total (n=525)	
	#	%	#	%	#	%
Histology of Primary	40	48.2	258	58.4	298	56.8
Histology of Secondary	15	18.1	78	17.6	93	17.7
Cytology	4	4.8	8	1.8	12	2.3
Others	24	28.9	98	22.2	122	23.2

**Table 34: Number and Relative Proportion of Lung cancer by histology**

Morphology	Males (n=442)		Females (n=83)		Total (n=525)	
	#	%	#	%	#	%
Adenocarcinoma	72	16.3	28	33.7	100	19.0
Adenocystic Carcinoma	1	0.2	0	0.0	1	0.2
Carcinoma	33	7.5	1	1.2	34	6.5
Large Cell Carcinoma	1	0.2	0	0.0	1	0.2
Mesothelioma	1	0.2	0	0.0	1	0.2
Neoplasam Malignant	181	41.0	41	49.4	222	42.3
Neuroendocrine Carcinoma	2	0.5	0	0.0	2	0.4
Non Small Cell Carcinoma	13	2.9	2	2.4	15	2.9
Others	1	0.2	0	0.0	1	0.2
Papillary AdenoCarcinoma	0	0.0	1	1.2	1	0.2
Small Cell Carcinoma	24	5.4	2	2.4	26	5.0
Squamous Cell Carcinoma	113	25.6	8	9.6	121	23.0

## Clinical Information

**Table 35: Number and Relative Proportion of Lung cancer by Broad Treatment Group**

Broad Treatment Group	Females (n=83)		Males (n=442)		Total (n=525)	
	#	%	#	%	#	%
Prior Treatment only	8	9.6	38	8.6	46	8.8
Prior & Treatment at RI	5	6	14	3.2	19	3.6
Treatment only at RI	29	34.9	175	39.6	204	38.9
No Treatment	41	49.4	215	48.6	256	48.8

**Table 36: Number and Relative Proportion of Lung cancer by Clinical Extent of Disease (Prior & Treatment at RI)**

Clinical Extent of Disease	Females (n=5)		Males (n=14)		Total (n=19)	
	#	%	#	%	#	%
Distant	-	-	7	50	7	36.8
Others	5	100	7	50	12	63.2

**Table 37: Number and Relative Proportion of Lung cancer by Clinical Extent of Disease (Treatment only at RI)**

Clinical Extent of Disease	Females (n=29)		Males (n=175)		Total (n=204)	
	#	%	#	%	#	%
Localised	-	-	1	0.6	1	0.5
Regional	3	10.3	37	21.1	40	19.6
Distant	26	89.7	137	78.3	163	79.9

**Table 38: Number and Relative Proportion of Lung Cancer intention to treat at MCC (Excluding the cancers previously treated)**

Intention to treat	Females (n=29)		Males (n=175)		Total (n=204)	
	#	%	#	%	#	%
Curative / Radical	1	3.4	27	15.4	28	13.7
Palliative	25	86.2	145	82.9	170	83.3
Pain Relief only	-	-	1	0.6	1	0.5
Symptomatic	3	10.3	2	1.1	5	2.5

**Table 39: Number and Relative Proportion of Lung cancer by any specific treatment (Treatment Only at RI)**

Any Specific Treatment	Females (n=34)		Males (n=219)		Total (n=253)	
	#	%	#	%	#	%
Any S	1	2.9	2	0.9	3	1.2
Any R	24	70.6	150	68.5	174	68.8
Any C	9	26.5	67	30.6	78	30.8
Symptomatic	3	10.3	2	1.1	5	2.5

**Table 40: Number and Proportion of Lung cancers by type of treatment (Treatment Only at RI)**

Type of Treatment	Females (n=29)		Males (n=175)		Total (n=204)	
	#	%	#	%	#	%
Surgery	-	-	1	0.60	1	0.5
R-Therapy	19	65.5	106	60.6	125	61.3
C-Therapy	5	17.2	24	13.7	29	14.2
S+R	1	3.4	1	0.6	2	1.0
R+C	4	13.8	43	24.6	47	23.0



**Table 41: Number and Relative Proportion of Lung cancer by Treatment Status  
(Excluding the cancers previously treated)**

Treatment Status	Females (n=70)		Males (n=390)		Total (n=460)	
	#	%	#	%	#	%
Received	29	41.4	175	44.9	204	44.3
Not Received	40	57.1	198	50.8	238	51.7
Not accepted	-	-	2	0.5	2	0.4
Incomplete	1	1.4	14	3.6	15	3.3
Unknown	-	-	1	0.3	1	0.2

**Table 42: Number and Relative Proportion of Lung cancer by marital Status**

Marital Status	Females (n=83)		Males (n=442)		Total (n=525)	
	#	%	#	%	#	%
Married	58	69.9	409	92.5	467	89.0
Separated	-	-	1	0.2	1	0.2
Unmarried	2	2.4	9	2	11	2.1
Widowed	20	24.1	16	3.6	36	6.9
unknown	3	3.6	7	1.6	10	1.9

**Table 43: Number and Relative Proportion of Lung cancer by Religion**

Religion	Females (n=83)		Males (n=442)		Total (n=525)	
	#	%	#	%	#	%
Christian	6	7.2	30	6.8	36	6.9
Hindu	45	54.2	240	54.3	285	54.3
Muslim	29	34.9	164	37.1	193	36.8
Unknown	3	3.6	8	1.8	11	2.1

**Table 44: Number and Proportion of Lung cancers by type of treatment  
(Treatment Only at RI)**

Education	Females (n=83)		Males (n=442)		Total (n=525)	
	#	%	#	%	#	%
Primary	20	24.1	174	39.4	194	37.0
Middle	20	24.1	92	20.8	112	21.3
Secondary	7	8.4	45	10.2	52	9.9
Illiterate	19	22.9	59	13.3	78	14.9
Literate	9	10.8	45	10.2	54	10.3
Others	3	3.6	11	2.5	14	2.7
Unknown	5	6	16	3.6	21	4.0

### III. Mouth Cancer

- Total Number (ICD 10: C03-06 ) :279 [37.3% in females and 62.7% in males]
- Mouth cancer is the third leading cancer among all the cancers.
- IInd leading cancer among males.
- IIIrd leading cancer among females.
- Male to female ratio:1:0.59
- Average age at diagnosis: 64 years.
- Peak age group: 60-64 years in males and 65-69 years in females
- Histology : Squamous cell carcinoma : 81.7% in females and 79.4% in males
- Method of diagnosis: Microscopic: 92.3% in females and 89.7% in males
- Detailed Microscopic diagnosis: Histology of Primary: 91.3% in females and 85.7% in males.
- Broad treatment group: Treatment Only at RI: 48.1% in females and 49.1% in males
- Clinical extent of disease: Regional: 92% in females and 97.7% in males
- Type of treatment (Treatment only at RI) : S+R : 38% in females and 33.7% in males.
- Treatment status(Excluding cancer previously treated) : Received: 63.3% in females and 68.8% in males
- Intention to treat : Curative/Radical: 68% in females and 69.8% in males
- Marital status : Married : 56.7% in females and 92% in males
- Religion : Hindu: 60.6% in females and 66.3% in males.
- Education : Illiterate: 45.2% in females and 20.6% in males.

**Table 45: Number and Relative Proportion of Mouth cancer by five year age group**

Age Group	Females (n=104)		Males (n=175)		Total (n=279)	
	#	%	#	%	#	%
30-34	-	-	2	1.1	2	0.7
35-39	2	1.9	4	2.3	6	2.2
40-44	2	1.9	6	3.4	8	2.9
45-49	4	3.8	12	6.9	16	5.7
50-54	8	7.7	18	10.3	26	9.3
55-59	5	4.8	20	11.4	25	9.0
60-64	23	22.1	30	17.1	53	19.0
65-69	27	26.0	29	16.6	56	20.1
70-74	13	12.5	24	13.7	37	13.3
>75	20	19.2	30	17.1	50	17.9

**Table 46: Number and Relative Proportion of Mouth Cancer by method of diagnosis**

Method of Diagnosis	Females (n=104)		Males (n=175)		Total (n=279)	
	#	%	#	%	#	%
Clinical only	4	3.8	-	-	4	1.4
Microscopic	96	92.3	157	89.7	253	90.7
Others	4	3.8	18	10.3	22	7.9

**Table 47: Number and Relative Proportion of Mouthdetailed Microscopic Diagnosis**

Detailed Method of Diagnosis	Females (n=104)		Males (n=175)		Total (n=279)	
	#	%	#	%	#	%
Histology of Primary	95	91.3	150	85.7	245	87.8
History of Secondary	1	1	7	4	8	2.9
Others	8	7.7	18	10.3	26	9.3

**Table 48: Number and Relative Proportion of Mouth cancer by histology**

Morphology	Males (n=175)		Females (n=104)		Total (n=279)	
	#	%	#	%	#	%
Adenocystic Carcinoma	1	0.6	1	1.0	2	0.7
Carcinoma	1	0.6	1	1.0	2	0.7
Microinvasive Squamous Cell Carcinoma	6	3.4	5	4.8	11	3.9
Mucoepidermoid Carcinoma	1	0.6	2	1.9	3	1.1
Neoplasam Malignant	25	14.3	9	8.7	34	12.2
Others	2	1.1	1	1.0	3	1.1
Squamous Cell Carcinoma	139	79.4	85	81.7	224	80.3

## Clinical Information

**Table 49: Number and Relative Proportion of Breastcancer by Broad Treatment Group**

Broad Treatment Group	Females (n=104)		Males (n=175)		Total (n=279)	
	#	%	#	%	#	%
Prior Treatment only	11	10.6	31	17.7	42	15.1
Prior & Treatment at RI	14	13.5	19	10.9	33	11.8
Treatment only at RI	50	48.1	86	49.1	136	48.7
No Treatment	29	27.9	39	22.3	68	24.4

**Table 50: Number and Relative Proportion of Mouth cancer by Clinical Extent of Disease (Prior & Treatment at RI)**

Clinical Extent of Disease	Females (n=14)		Males (n=19)		Total (n=33)	
	#	%	#	%	#	%
Localised	-	-	1	5.3	1	3.0
Regional	5	35.7	1	5.3	6	18.2
Distant	3	21.4	-	-	3	9.1
Others	6	42.9	17	89.5	23	69.7

**Table 51: Number and Relative Proportion of Mouth cancer by Clinical Extent of Disease (Treatment only at RI)**

Clinical Extent of Disease	Females (n=50)		Males (n=86)		Total (n=136)	
	#	%	#	%	#	%
Localised	1	2	-	-	1	0.7
Regional	46	92	84	97.7	130	95.6
Distant	2	4	2	2.3	4	2.9
Others	1	2	-	-	1	0.7

**Table 52: Number and Relative Proportion of Mouth Cancer intention to treat at MCC (Excluding the cancers previously treated)**

Intention to Treat	Females (n=50)		Males (n=86)		Total (n=136)	
	#	%	#	%	#	%
Curative/Radical	34	68	60	69.8	94	74.6
Palliative	16	32	26	30.2	32	25.4

**Table 53: Number and Relative Proportion of Mouth cancer by any specific treatment(Treatment Only at R**

Any Specific Treatment	Females (n=69)		Males (n=132)		Total (n=201)	
	#	%	#	%	#	%
Any S	34	49.3	57	43.2	91	45.3
Any R	35	50.7	65	49.2	100	49.8
Any C	-	-	10	7.6	10	5.0

**Table 54: Number and Proportion of Mouth cancers by type of treatment (Treatment Only at RI)**

Type of Treatment	Females (n=14)		Males (n=19)		Total (n=33)	
	#	%	#	%	#	%
Surgery	15	30	21	24.4	36	26.5
R-Therapy	16	32	26	30.2	42	30.9
S+R	19	38	29	33.7	48	35.3
R+C	-	-	3	3.5	3	2.2
S+R+C	-	-	7	8.1	7	5.1

**Table 55: Number and Relative Proportion of Mouthcancer by Treatment Status (Excluding the cancers previously treated)**

Treatment Status	Females (n=79)		Males (n=125)		Total (n=204)	
	#	%	#	%	#	%
Received	50	63.3	86	68.8	136	66.7
Not Received	26	32.9	33	26.4	59	28.9
Not Accepted	1	1.3	-	-	1	0.5
Incomplete	2	2.5	5	4	7	3.4
Unknown	-	-	1	0.8	1	0.5

## Basic Demographic Parameters

**Table 56: Number and Relative Proportion of Mouthcancer by marital Status**

Marital Status	Females (n=104)		Males (n=175)		Total (n=279)	
	#	%	#	%	#	%
Unmarried	2	1.9	6	3.4	8	2.9
Married	59	56.7	161	92	220	78.9
Widowed	43	41.3	6	3.4	49	17.6
Unknown	-	-	2	1.1	2	0.7

**Table 57: Number and Relative Proportion of Mouth cancer by Religion**

Religion	Females (n=104)		Males (n=175)		Total (n=279)	
	#	%	#	%	#	%
Hindu	63	60.6	116	66.3	179	64.2
Muslim	36	34.6	39	22.3	75	26.9
Christian	5	4.8	18	10.3	23	8.2
Unknown	-	-	2	1.1	2	0.7

**Table 58: Number and Relative Proportion of Mouth cancer by Education**

Any Specific Treatment	Females (n=104)		Males (n=175)		Total (n=279)	
	#	%	#	%	#	%
Education	26	25	61	34.9	87	31.2
Middle	13	12.5	35	20	48	17.2
Secondary	3	2.9	17	9.7	20	7.2
Illiterate	47	45.2	36	20.6	83	29.7
Literte	11	10.6	12	6.9	23	8.2
Others	1	1	7	4	8	2.9
Unknown	3	2.9	7	4	10	3.6

**Table 59: Number and Relative Proportion of Mouth cancer by mother Tongue**

Mother Tongue	Females (n=104)		Males (n=175)		Total (n=279)	
	#	%	#	%	#	%
Malayalam	103	99	170	97.1	273	97.8
Kannada	-	-	2	1.1	2	0.7
Tamil	1	1	-	-	1	0.4
Unknown	-	-	3	1.7	3	1.1

### IV. Stomach Cancer

- Total Number (ICD 10: C16 ) : 214 (72.0% in males and 28.0% in females)
- Stomach cancer is the 4th leading site among all cancers
- 3rd leading cancer among males
- 9th leading cancer among females
- Male to female ratio: 2.5:1
- Average age at diagnosis : 62 years

- Peak age group: 60-64 years in males and 70-74 years in females
- Histology : Adenocarcinoma : 56% in males and 43% in females
- Method of diagnosis: Microscopic: 86% in males and 88% in females
- Detailed Microscopic diagnosis: Histology of Primary: 83% in males and 85% in females.
- Broad treatment group: Treatment only at RI: 23.4% in males and 20% in females
- Clinical extent of disease: Distant: 50% in males and 66.7% in females
- Type of treatment (Treatment only at RI):R-therapy : 25% in males and 33.3% in females.
- Treatment status(Excluding cancer previously treated) : Received: 31% in males and 30% in females
- Intention to treat : Palliative: 58.3% in males and 58.3% in females.
- Marital status : Married: 92% in males and 65% in females.
- Religion : Hindu: 62% in males and 62% in females
- Education : Primary: 32% in males and 33% in females

**Table 60: Number and Relative Proportion of Stomach cancer by five year age group**

Age Group	Males (n=154)		Females (n=60)		Total (n=214)	
	#	%	#	%	#	%
20-24	0	0	1	2	1	0
25-29	2	1	2	3	4	2
30-34	0	0	2	3	2	1
35-39	0	0	6	10	6	3
40-44	2	1	1	2	3	1
45-49	10	6	3	5	13	6
50-54	17	11	9	15	26	12
55-59	17	11	6	10	23	11
60-64	39	25	4	7	43	20
65-69	15	10	3	5	18	8
70-74	24	16	12	20	36	17
>=75	28	18	11	18	39	18

**Table 61: Number and Relative Proportion of Stomach Cancer by method of diagnosis**

Method of Diagnosis	Males (n=154)		Females (n=60)		Total (n=214)	
	#	%	#	%	#	%
Microscopic	132	86	53	88	185	86
Others	14	9	2	3	16	7
X-ray/Imaging	7	5	5	8	12	6
Clinical Only	1	1	0	0	1	0

**Table 62: Number and Relative Proportion of Stomach detailed Microscopic Diagnosis**

Detailed Microscopic Diagnosis	Males (n=154)		Females (n=60)		Total (n=214)	
	#	%	#	%	#	%
Endoscopy	6	4	1	2	7	3
Histology of Metastasis	4	3	2	3	6	3
Histology of Primary	128	83	51	85	179	84
Others	14	9	6	10	20	9
Ultrasonogram	2	1	0	0	2	1

**Table 63: Number and Relative Proportion of Stomach cancer by histology**

Morphology	Males (n=154)		Females (n=60)		Total (n=214)	
	#	%	#	%	#	%
Adenocarcinoma	87	56	26	43	113	53
AdenoSquamous Cell Crcinoma	1	1	0	0	1	0
Carcinoma	4	3	3	5	7	3
Carcinoma Diffuse Type	4	3	1	2	5	2
Castrointestinal Stromal Tumor	2	1	1	2	3	1
Infiltrating Duct Carcinoma	1	1	0	0	1	0
Mucin Secreting Adeno Carcinoma	1	1	2	3	3	1
Neoplasam Malignant	26	17	9	15	35	16
Neuroendocrine Carcinoma	1	1	1	2	2	1
Others	1	1	1	2	2	1
Papillary Adeno Carcinoma	1	1	0	0	1	0
Signet RingCell Carcinoma	19	12	13	22	32	15
Squamous Cell Carcinoma	5	3	2	3	7	3
Tubular Adenocarcinoma	1	1	1	2	2	1

## Clinical Information

**Table 64: Number and Relative Proportion of Stomach cancer by Broad Treatment Group**

Broad Treatment Group	Males (n=154)		Females (n=60)		Total (n=214)	
	#	%	#	%	#	%
No Treatment	75	48.7	26	43	101	47.2
Others	8	5.2	2	3	10	4.7
Prior & Treatment at RI	8	5.2	7	12	15	7.0
Prior Treatment only	27	17.5	13	22	40	18.7
Treatment only at RI	36	23.4	12	20	48	22.4

**Table 65: Number and Relative Proportion of Stomach cancer by Clinical Extent of Disease (Prior & Treatment at RI)**

Clinical Extent of Disease	Females (n=7)		Males (n=8)		Total (n=15)	
	#	%	#	%	#	%
Regional	-	-	3	37.5	3	20
Distant	2	28.6	1	12.5	3	20
Others	5	71.4	4	50	9	60

**Table 66: Number and Relative Proportion of Stomach cancer by Clinical Extent of Disease (Treatment only at RI)**

Clinical Extent of Disease	Females (n=12)		Males (n=36)		Total (n=48)	
	#	%	#	%	#	%
Regional	4	33.3	18	50	22	45.8
Distant	8	66.7	18	50	26	54.2

**Table 67: Number and Relative Proportion of Stomach Cancer intention to treat at MCC (Excluding the cancers previously treated)**

Intention to Treat	Females (n=12)		Males (n=36)		Total (n=48)	
	#	%	#	%	#	%
Curative/Radical	5	41.7	15	41.7	20	41.7
Palliative	7	58.3	21	58.3	28	58.3

**Table 68: Number and Relative Proportion of Stomach cancer by any specific treatment (Treatment Only at RI)**

Any Specific Treatment	Females (n=15)		Males (n=45)		Total (n=60)	
	#	%	#	%	#	%
Any S	5	33.3	16	35.6	21	35.0
Any R	5	33.3	12	26.7	17	28.3
Any C	5	33.3	17	37.8	22	36.7

**Table 69: Number and Proportion of Stomach cancers by type of treatment (Treatment Only at RI)**

Types of Treatment	Females (n=12)		Males (n=36)		Total (m=48)	
	#	%	#	%	#	%
Surgery	3	25	10	27.8	13	27.1
R-Therapy	4	33.3	9	25	13	27.1
C-Therapy	3	25	8	22.2	11	22.9
S+C	1	8.3	6	16.7	7	14.6
R+C	-	-	3	8.3	3	6.3
S+R+C	1	8.3	-	-	1	2.1

**Table 70: Number and Relative Proportion of Stomach Cancer by Treatment Status (Excluding the cancers previously treated)**

Treatment Status	Females (n=40)		Males (n=116)		Total (n=156)	
	#	%	#	%	#	%
Received	12	30	36	31	48	30.8
Not Received	26	65	76	65.5	102	65.4
Not Accepted	-	-	1	0.9	1	0.6
Incomplete	2	5	3	2.6	5	3.2

### Basic Demographic Parameters

**Table 71: Number and Relative Proportion of Stomach cancer by marital Status**

Marital Status	Males (n=154)		Females (n=60)		Total (n=214)	
	#	%	#	%	#	%
Divorced	4	3	0	0	4	2
Married	142	92	39	65	181	85
Unknown	1	1	1	2	2	1
Unmarried	4	3	2	3	6	3
Widowed	3	2	18	30	21	10



**Table 72: Number and Relative Proportion of Stomach cancer by Religion**

Religion	Males (n=154)		Females (n=60)		Total (n=214)	
	#	%	#	%	#	%
Unknown	2	1	0	0	2	1
Christian	15	10	7	12	22	10
Hindu	96	62	37	62	133	62
Muslim	41	27	16	27	57	27

**Table 73: Number and Relative Proportion of Stomach cancer by Education**

Education	Males (n=154)		Females (n=60)		Total (n=214)	
	#	%	#	%	#	%
College and above	4	3	4	7	8	4
Illiterate	21	14	8	13	29	14
Literate	5	3	4	7	9	4
Middle	35	23	10	17	45	21
Others	2	1	0	0	2	1
Primary	50	32	20	33	70	33
Secondary	29	19	12	20	41	19
Technical	1	1	0	0	1	0
Unknown	7	5	2	3	9	4

**Table 74: Number and Relative Proportion of Stomach cancer by mother Tongue**

Mother Tongue	Males (n=154)		Females (n=60)		Total (n=214)	
	#	%	#	%	#	%
Unknown	2	1	0	0	2	1
Kannada	1	1	0	0	1	0
Malayalam	149	97	59	98	208	97
Marathi	1	1	0	0	1	0
Tamil	1	1	0	0	1	0
Telugu	0	0	1	2	1	0

## V. Tongue Cancer

- Total Number (ICD 10: C01-02) :164(31.7% in females and 68.3% in males)
- Tongue cancer is the fifth leading cancer among all
- 4th leading cancer among males
- Male to female ratio:2.1:1
- Average age at diagnosis is years.61 years
- Peak age group: >75 years in females and 60-69 years in males
- Histology : Squamous cell Carcinoma: 80.4% in males and 80.8% in females
- Method of diagnosis: Microscopic: 95.5% in males and 92.3% in females
- Detailed Microscopic diagnosis: Histology of Primary: 88.4% in males and 90.4% in females
- Broad treatment group: Treatment only at RI : 50.9% in males and 51.9% in females
- Clinical extent of disease(Treatment Only at RI): Regional: 86% in males and 88.9% in females
- Type of treatment (Treatment only at RI): Surgery: 51.9% in females and 31.6% in males
- Treatment status(Excluding cancer previously treated) : Received: 74% in males and 71.1% in females
- Intention to treat :Curative/Radical : 61.4% in males and 81.5% in females
- Marital status : Married: 90.2% in males and 55.8% in females
- Religion : Hindu: 64.3% in males and 65.4% in females.
- Education : Illiterate: 36.5% in females and 8.9% in males.

**Table 75: Number and Relative Proportion of Tongue cancer by five year age group**

Age Group	Females (n=52)		Males (n=112)		Total (n=164)	
	#	%	#	%	#	%
25-29	-	-	1	0.9	1	0.6
30-34	3	5.8	1	0.9	4	2.4
35-39	1	1.9	7	6.3	8	4.9
40-44	-	-	6	5.4	6	3.7
45-49	3	5.8	8	7.1	11	6.7
50-54	6	11.5	13	11.6	19	11.6
55-59	7	13.5	11	9.8	18	11.0
60-64	9	17.3	18	16.1	27	16.5
65-69	6	11.5	18	16.1	24	14.6
70-74	5	9.6	14	12.5	19	11.6
>75	12	23.1	15	13.4	27	16.5

**Table 76: Number and Relative Proportion of Tongue Cancer by method of diagnosis**

Method of Diagnosis	Females (n=52)		Males (n=112)		Total (n=164)	
	#	%	#	%	#	%
Clinical only	2	3.8	4	3.6	6	3.7
Microscopic	48	92.3	107	95.5	155	94.5
Others	2	3.8	-	-	2	1.2
X-Ray/Imaging	-	-	1	0.9	1	0.6

**Table 77: Number and Relative Proportion of Tongue detailed Microscopic Diagnosis**

Detailed Method of Diagnosis	Females (n=52)		Males (n=112)		Total (n=164)	
	#	%	#	%	#	%
Histology of Primary	47	90.4	99	88.4	146	89.0
Histology of Secondary	1	1.9	8	7.1	9	5.5
Others	4	7.7	5	4.5	9	5.5

**Table 78: Number and Relative Proportion of Tongue cancer by histology**

Morphology	Males (n=112)		Females (n=52)		Total (n=164)	
	#	%	#	%	#	%
Adenocarcinoma	0	0.0	1	1.9	1	0.6
Adenocystic Carcinoma	1	0.9	0	0.0	1	0.6
Micoinvasive Squamous Cell Carcinoma	3	2.7	1	1.9	4	2.4
Neoplasam Malignant	13	11.6	5	9.6	18	11.0
Others	2	1.8	3	5.8	5	3.0
Squamous Cell Carcinoma	90	80.4	42	80.8	132	80.5
Verrcous Carcinoma	3	2.7	0	0.0	3	1.8

## Clinical Information

**Table 79: Number and Relative Proportion of Tongue cancer by Broad Treatment Group**

Broad Treatment Group	Females (n=52)		Males (n=112)		Total (n=164)	
	#	%	#	%	#	%
Prior Treatment Only	8	15.4	22	19.6	30	18.3
Prior & Treatment at RI	6	11.5	13	11.6	19	11.6
Treatment only at RI	27	51.9	57	50.9	84	51.2
No Treatment	11	21.2	20	17.9	31	18.9

**Table 80: Number and Relative Proportion of Tongue cancer by Clinical Extent of Disease (Prior & Treatment at RI)**

Clinical Extent of Disease	Females (6)		Males (13)		Total (19)	
	#	%	#	%	#	%
Localised	-	-	1	7.7	1	5.26315789
Regional	3	50	4	30.8	7	36.8421053
Others	3	50	8	61.5	11	57.8947368

**Table 81: Number and Relative Proportion of Tongue cancer by Clinical Extent of Disease (Treatment only at RI)**

Clinical Extent of Disease	Females (n=27)		Males (n=57)		Total (n=84)	
	#	%	#	%	#	%
Localised	2	7.4	2	3.5	4	4.8
Regional	24	88.9	49	86	73	86.9
Distant	1	3.7	6	10.5	7	8.3

**Table 82: Number and Relative Proportion of TongueCancer intention to treat at MCC (Excluding the cancers previously treated)**

Intention to Treat	Females (n=27)		Males (n=57)		Total (n=84)	
	#	%	#	%	#	%
Curative/Radical	22	81.5	35	61.4	57	67.8571429
Palliative	5	18.5	22	38.6	27	32.1428571

**Table 83: Number and Relative Proportion of Tongue cancer by any specific treatment(Treatment Only at RI)**

Any specific Treatment	Females (n=35)		Males (n=75)		Total (n=110)	
	#	%	#	%	#	%
Any S	22	62.9	30	40	52	47.3
Any R	12	34.3	38	50.7	50	45.5
Any C	1	2.9	6	8	7	6.4
Any H	-	-	1	1.3	1	0.9

**Table 84: Number and Proportion of Tongue cancers by type of treatment (Treatment Only at RI)**

Type of Treatment	Females (n=27)		Males (n=57)		Total (n=84)	
	#	%	#	%	#	%
Surgery	14	51.9	18	31.6	32	38.1
R-Therapy	4	14.8	23	40.4	27	32.1
C-Therapy	1	3.7	-	-	1	1.2
S+R	8	29.6	9	15.8	17	20.2
R+C	-	-	3	5.3	3	3.6
S+R+C	-	-	3	5.3	3	3.6
Others	-	-	1	1.8	1	1.2

**Table 85: Number and Relative Proportion of Tongue cancer by Treatment Status (Excluding the cancers previously treated)**

Treatment Status	Females (n=31)		Males (n=77)		Total (n=108)	
	#	%	#	%	#	%
Received	21	71.1	57	74	78	72.2
Not Received	10	26.3	20	26	30	27.8

### Basic Demographic Parameters

**Table 86: Number and Relative Proportion of Tongue cancer by marital Status**

Marital Status	Females (n=52)		Males (n=112)		Total (n=164)	
	#	%	#	%	#	%
Married	29	55.8	101	90.2	130	79.8
Divorced	2	3.8	-	-	2	1.2
Unmarried	-	-	4	3.6	4	2.5
Widowed	20	38.5	5	4.5	25	15.3
Unknown	1	1.9	2	1.8	2	1.2

**Table 87: Number and Relative Proportion of Tongue cancer by Religion**

Religion	Females (n=52)		Males (n=112)		Total (n=164)	
	#	%	#	%	#	%
Christian	4	7.7	14	12.5	18	11.0
Hindu	34	65.4	72	64.3	106	64.6
Muslim	12	23.1	24	21.4	36	22.0
Unknown	2	3.8	2	1.8	4	2.4

**Table 88: Number and Relative Proportion of Tongue cancer by Education**

Education	Females (n=52)		Males (n=112)		Total (n=164)	
	#	%	#	%	#	%
Primary	9	17.3	34	30.4	43	26.2
Middle	9	17.3	29	25.9	38	23.2
Secondary	7	13.5	20	17.9	27	16.5
Illiterate	19	36.5	10	8.9	29	17.7

Literate	2	3.8	6	5.4	8	4.9
Others	3	5.8	8	7.1	11	6.7
Unknown	3	5.8	5	4.5	8	4.9

**Table 89: Number and Relative Proportion of Tonguecancer by mother Tongue**

Mother Tongue	Females (n=52)		Males (n=112)		Total (n=164)	
	#	%	#	%	#	%
Malayalam	51	98.1	110	98.2	161	98.2
Unknown	1	1.9	2	1.8	3	1.8

## VI. NHL Cancer

- Total Number (ICD 10: C82-85,C96) :159(64.8% in males and 35.2% in females)
- NHL cancer is the 6th leading cancer among all
- 5th leading cancer among males
- Male to female ratio:1:0.5
- Average age at diagnosis is years: 56 years
- Peak age group: 65-69 in females and 60-64 years in males
- Histology : NHL Large B cell Diffuse : 29.1% in males and 16.1% in females
- Method of diagnosis: Microscopic : 96.1% in males and 100% in females
- Detailed Microscopic diagnosis: Histology of Primary: 96.2% in males and 100% in females
- Broad treatment group: Treatment only at RI: 36.9% in males and 53.9% in females
- Clinical extent of disease (Treatment only at RI): Regional: 65.8% in males and 43.3% in females.
- Type of treatment (Treatment only at RI): C-Therapy 73.7% in males and 76.7% in females.
- Treatment status(Excluding cancer previously treated) : Received: 52.8% in males and 60% in females
- Intention to treat :Curative/Radical : 89.8% in males and 73.3% in females
- Marital status : Married: 87.4% in males and 67.9% in females
- Religion : Hindu : 49.5% in males and 66.1% in females
- Education : Primary: 28.2% in males and 17.9% in females

**Table 90: Number and Relative Proportion of NHLcancer by five year age group**

Age Group	Females (n=56)		Males (n=103)		Total (n=159)	
	#	%	#	%	#	%
0-14	-	-	3	2.9	3	1.9
15-19	2	3.6	-	-	2	1.3
20-24	3	5.4	3	2.9		3.8
25-29	1	1.8	-	-	1	0.6
30-34	-	0.0	4	3.9	4	2.5
35-39	1	1.8	4	3.9	5	3.1
40-44	3	5.4	8	7.8	11	6.9
45-49	4	7.1	11	10.7	15	9.4
50-54	7	12.5	11	10.7	18	11.3
55-59	6	10.7	13	12.6	19	11.9
60-64	7	12.5	15	14.6	22	13.8
65-69	9	16.1	13	12.6	22	13.8
70-74	7	12.5	8	7.8	15	9.4
>75	6	10.7	10	9.7	16	10.1

**Table 91: Number and Relative Proportion of NHL Cancer by method of diagnosis**

Method of Diagnosis	Females (n=56)		Males (n=103)		Total (n=159)	
	#	%	#	%	#	%
Microscopic	56	100	99	96.1	155	97.5
Others	-	-	4	3.9	4	2.5

**Table 92: Number and Relative Proportion of NHL detailed Microscopic Diagnosis**

Detailed Method of Diagnosis	Females (n=56)		Males (n=103)		Total (n=159)	
	#	%	#	%	#	%
Histology of Primary	56	100	99	96.15	56	35.2
Others	-	-	4	3.9	4	2.5

**Table 93: Number and Relative Proportion of NHL cancer by histology**

Morphology	Males (n=103)		Females (n=56)		Total (n=159)	
	#	%	#	%	#	%
Anaplastic Large Cell Lymphoma T-Cell and	2	1.9	1	1.8	3	1.9
Angioimmunoblastic T-Cell Lymphoma	2	1.9	1	1.8	3	1.9
Chronic Myeloproliferative Disease	2	1.9	4	7.1	6	3.8
Malignant Lymphoma	6	5.8	0	0.0	6	3.8
Mature T-Cell Lymphoma	3	2.9	1	1.8	4	2.5
NHL, Follicular Lymphoma	9	8.7	5	8.9	14	8.8
NHL, Large B Cell Diffuse	30	29.1	9	16.1	39	24.5
NHL, Mantle Cell Lymphoma	0	0.0	2	3.6	2	1.3
NHL, Marginal Zone B Cell Lymphoma	2	1.9	0	0.0	2	1.3
NHL, Small B Lymphocytic	2	1.9	0	0.0	2	1.3
NHL Nos	20	19.4	18	32.1	38	23.9
Others	22	21.4	15	26.8	37	23.3
Precursor Cell Lymphoblastic Lymphoma	2	1.9	0	0.0	2	1.3
Precursor T-Cell Lymphoblastic Lymphoma	1	1.0	0	0.0	1	0.6

## Clinical Information

**Table 94: Number and Relative Proportion of NHL cancer by Broad Treatment Group**

Broad Treatment Group	Females (n=56)		Males (n=103)		Total (n=159)	
	#	%	#	%	#	%
Prior Treatment only	1	1.8	22	21.4	23	14.5
Prior & Treatment at RI	5	8.9	9	8.7	14	8.8
Treatment only at RI	30	53.9	38	36.9	68	42.8
No Treatment	20	35.7	34	33	54	34.0

**Table 95: Number and Relative Proportion of NHL cancer by Clinical Extent of Disease (Prior & Treatment at RI)**

Clinical Extent of Disease	Females (n=5)		Males (n=9)		Total (n=14)	
	#	%	#	%	#	%
Regional	2	40	4	44.4	6	42.9
Others	3	60	5	55.6	8	57.1

**Table 96: Number and Relative Proportion of NHL cancer by Clinical Extent of Disease (Treatment only at RI)**

Clinical Extent of Disease	Females (n=30)		Males (n=38)		Total (n=68)	
	#	%	#	%	#	%
Regional	13	43.3	25	65.8	38	55.9
Distant	3	10	3	7.9	6	8.8
Others	13	43.3	10	26.3	23	33.8
Unknown	1	3.3	-	1	1	1.5

**Table 97: Number and Relative Proportion of NHL Cancer intention to treat at MCC (Excluding the cancers previously treated)**

Intention to Treat	Females (n=30)		Males (n=38)		Total (n=68)	
	#	%	#	%	#	%
Curative/Radical	22	73.3	34	89.5	56	82.4
Palliative	8	26.7	3	7.9	11	16.2
Symptomatic	-	-	1	2.6	1	1.5

**Table 98: Number and Relative Proportion of NHL cancer by any specific treatment (Treatment Only at RI)**

Any Specific Treatment	Females (n=36)		Males (n=42)		Total (n=78)	
	#	%	#	%	#	%
Any S	-	-	1	2.40	1	1.3
Any R	6	16.7	6	14.3	12	15.4
Any C	29	80.6	32	76.2	61	78.2
Others	1	2.8	2	4.8	3	3.8
Unknown	-	-	1	2.4	1	1.3

**Table 99: Number and Proportion of NHL cancers by type of treatment (Treatment Only at RI)**

Type of Treatment	Females (n=36)		Males (n=42)		Total (n=78)	
	#	%	#	%	#	%
R-Therapy	-	-	3	7.9	3	4.4
C-Therapy	23	76.7	28	73.7	51	75.0
S+C	-	-	1	2.6	1	1.5
R+C	6	20	3	7.9	9	13.2
Others	1	3.3	2	5.3	3	4.4
Unknown	-	-	1	2.6	1	1.5

**Table 100: Number and Relative Proportion of NHLcancer by Treatment Status (Excluding the cancers previously treated)**

Treatment Status	Females (n=50)		Males (n=72)		Total (n=122)	
	#	%	#	%	#	%
Received	30	60	38	52.8	68	55.7
Not Received	18	36	28	38.9	46	37.7
Incomplete	2	4	6	8.3	8	6.6

### Basic Demographic Parameters

**Table 101: Number and Relative Proportion of NHLcancer by marital Status**

Marital Status	Females (n=56)		Males (n=103)		Total (n=159)	
	#	%	#	%	#	%
Married	38	67.9	90	87.4	128	80.5
Divorced	1	1.8	-	-	1	0.6
Unmarried	5	8.9	9	8.7	14	8.8
Widowed	12	21.4	3	2.9	15	9.4
Unknown	-	-	1	1	1	0.6

**Table 102: Number and Relative Proportion of NHLcancer by Religion**

Religion	Females (n=56)		Males (n=103)		Total (n=159)	
	#	%	#	%	#	%
Christian	6	10.7	15	14.6	21	13.2
Hindu	37	66.1	51	49.5	88	55.3
Muslim	13	23.2	36	35	49	30.8
Unknown	-	-	1	1	1	0.6

**Table 103: Number and Relative Proportion of NHLcancer by Education**

Education	Females (n=56)		Males (n=103)		Total (n=159)	
	#	%	#	%	#	%
Primary	10	17.9	29	28.2	39	24.5
Middle	14	25	24	23.3	38	23.9
Secondary	9	16.1	21	20.4	30	18.9
Illiterate	9	16.1	8	7.8	17	10.7
literate	4	7.1	6	5.8	10	6.3
Others	7	12.5	12	11.7	19	11.9
Unknown	3	5.4	3	2.9	6	3.8

**Table 104: Number and Relative Proportion of NHLcancer by mother Tongue**

Mother Tongue	Females (n=56)		Males (n=103)		Total (n=159)	
	#	%	#	%	#	%
Malayalam	56	100	101	98.1	157	98.7
Unknown	-	-	2	1.9	2	1.3



## VII. Rectum Cancer

- Total Number (ICD 10: C19-20 ) :153(41.8% in females and 58.2% in males)
- Rectum cancer is the 7th leading cancer among males and females
- Male to female ratio:1:0.7
- Average age at diagnosis is years: 62 years
- Peak age group: >75 in females and males
- Histology : Adeno carcinoma: 79.7% in females and 78.7% in males
- Method of diagnosis: Microscopic: 89.9% in males and 95.3% in females
- Detailed Microscopic diagnosis: Histology of Primary : 86.5% in males and 93.8% in females
- Broad treatment group: Treatment only at RI: 33.7% in males and 46.9% in females
- Clinical extent of disease(Treatment Only at RI): Regional: 73.3% in males and females
- Type of treatment (Treatment Only at RI): S+R+C : 36.7% in males and 56.7% in females
- Treatment status(Excluding cancer previously treated) : Received: 53.6% in males and 68.2% in females
- Intention to treat : Curative/Radical: 80% in males and 73.3% in females
- Marital status : Married: 93.5% in males and 54.7% in females
- Religion : Hindu : 59.6% in males and 54.7% in females
- Education : Primary: 29.2% in males and 28.1% in females

**Table 105: Number and Relative Proportion of Rectum cancer by five year age group**

Age Group	Females (n=64)		Males (n=89)		Total (n=153)	
	#	%	#	%	#	%
20-24	-	-	1	1.1	1	0.7
25-29	1	1.6	-	-	1	0.7
30-34	2	3.1	2	2.2	4	2.6
35-39	3	4.7	-	-	3	2.0
40-44	6	9.4	2	2.2	8	5.2
45-49	4	6.3	6	6.7	10	6.5
50-54	7	10.9	12	13.5	19	12.4
55-59	5	7.8	11	12.4	16	10.5
60-64	6	9.4	15	16.9	21	13.7
65-69	7	10.9	12	13.5	19	12.4
70-74	9	14.1	9	10.1	18	11.8
>75	14	21.9	19	21.3	33	21.6

**Table 105 (a) : Number and Relative Proportion of Rectum Cancer by method of diagnosis**

Method of Diagnosis	Females (n=64)		Males (n=89)		Total (n=153)	
	#	%	#	%	#	%
Clinical Only	1	1.6	1	1.1	2	1.3
Microscopic	61	95.3	80	89.9	141	92.2
X-Ray/Imaging	1	1.6	2	2.2	3	2.0
Others	1	1.6	6	6.7	7	4.6

**Table 106: Number and Relative Proportion of Rectum Cancer detailed Microscopic Diagnosis**

Detailed Method of Diagnosis	Females (n=64)		Males (n=89)		Total (n=153)	
	#	%	#	%	#	%
Histology of Primary	60	93.8	77	86.5	137	89.5
Histology of Secondary	1	1.6	3	3.4	4	2.6
Others	3	4.7	9	10.1	12	7.8

**Table 107: Number and Relative Proportion of Rectum cancer by histology**

Morphology	Males (n=89)		Females (n=64)		Total (n=153)	
	#	%	#	%	#	%
Adenocarcinoma	70	78.7	51	79.7	121	79.1
Carcinoma	1	1.1	1	1.6	2	1.3
Malignant Melanoma	0	0.0	1	1.6	1	0.7
Mucin Secreting Adeno Carcinoma	0	0.0	1	1.6	1	0.7
Musinous Adeno Carcinoma	3	3.4	1	1.6	4	2.6
Neoplasam Malignant	12	13.5	4	6.3	16	10.5
Neuroendocrine Carcinoma	0	0.0	3	4.7	3	2.0
Pappillary Adeno Carcinoma	0	0.0	1	1.6	1	0.7
Signet RingCell Carcinoma	3	3.4	0	0.0	3	2.0
Trncitional Cell Carcinoma	0	0.0	1	1.6	1	0.7

### Clinical Information

**Table 108: Number and Relative Proportion of Rectumcancer by Broad Treatment Group**

Broad Treatment Group	Females (n=64)		Males (n=89)		Total (n=153)	
	#	%	#	%	#	%
Prior Treatment only	10	15.6	20	22.5	30	19.6
Prior & Treatment at RI	10	15.6	13	14.6	23	15.0
Treatment only at RI	30	46.9	30	33.7	60	39.2
No Treatment	14	21.9	26	29.2	40	26.1

**Table 109: Number and Relative Proportion of Rectum cancer by Clinical Extent of Disease (Prior & Treatment at RI)**

Clinical Extent of Disease	Females (n=10)		Males (n=13)		Total (n=23)	
	#	%	#	%	#	%
Regional	-	-	2	15.4	2	8.7
Distant	3	30	1	7.7	4	17.4
Others	7	70	10	76.9	17	73.9

**Table 110: Number and Relative Proportion of Rectum cancer by Clinical Extent of Disease (Treatment only at RI)**

Clinical Extent of Disease	Females (n=30)		Males (n=33)		Total (n=60)	
	#	%	#	%	#	%
Regional	22	73.3	22	73.3	44	73.3
Distant	8	26.7	8	26.7	16	26.7

**Table 111: Number and Relative Proportion of RectumCancer intention to treat at MCC (Excluding the cancers previously treated)**

Intention to Treat	Females (n=30)		Males (n=30)		Total (n=50)	
	#	%	#	%	#	%
Curative/Radical	22	73.3	24	80	46	76.7
Palliative	8	26.7	6	20	14	23.3

**Table 112: Number and Relative Proportion of Rectum cancer by any specific treatment (Treatment Only at RI)**

Any Specific Treatment	Females (n=65)		Males (n=58)		Total (n=123)	
	#	%	#	%	#	%
Any S	19	29.2	20	34.5	39	31.7
Any R	24	36.9	18	31	42	34.1
Any C	22	33.8	20	34.5	42	34.1

**Table 113: Number and Proportion of Rectum cancers by type of treatment (Treatment Only at RI)**

Type of Treatment	Females (n=30)		Males (n=30)		Total (n=60)	
	#	%	#	%	#	%
Surgery	2	6.7	6	20	8	13.3
R-Therapy	6	20	4	13.3	10	16.7
C-Therapy	4	13.3	3	10	7	11.7
S+C	-	-	3	10	3	5.0
R+C	1	3.3	3	10	4	6.7
S+R+C	17	56.7	11	36.7	28	46.7

**Table 114: Number and Relative Proportion of Rectum cancer by Treatment Status (Excluding the cancers previously treated)**

Treatment Status	Females (n=44)		Males (n=56)		Total (n=100)	
	#	%	#	%	#	%
Received	30	68.2	30	53.6	60	60
Not Received	13	29.5	22	39.3	35	35
Incomplete	1	2.3	4	7.1	5	5

## Basic Demographic Parameters

**Table 115: Number and Relative Proportion of Rectum cancer by marital Status**

Table 27 : Number and Relative Proportion of Rectum cancer by marital Status

Marital Status	Females (n=64)		Males (n=89)		Total (n=153)	
	#	%	#	%	#	%
Married	35	54.7	83	93.5	118	71.1
Unmarried	4	6.2	5	5.6	9	5.9
Widowed	25	39.1	1	1.1	26	17.0

**Table 116: Number and Relative Proportion of Rectum cancer by Religion**

Religion	Females (n=64)		Males (n=89)		Total (n=153)	
	#	%	#	%	#	%
Christian	6	9.4	4	4.5	10	6.5
Hindu	35	54.7	53	59.6	88	57.5
Muslim	23	35.9	31	34.8	54	35.3
Unknown	-	-	1	1.1	1	0.7

**Table 117: Number and Relative Proportion of Rectum cancer by Education**

Education	Females (n=64)		Males (n=89)		Total (n=153)	
	#	%	#	%	#	%
Primary	18	28.1	26	29.2	44	28.8
Middle	6	9.4	25	28.1	31	20.3
Secondary	12	18.8	20	22.5	32	20.9
Illiterate	10	15.6	8	9	18	11.8
Literate	9	14.1	4	4.5	13	8.5
Others	7	10.9	6	6.7	13	8.5
Unknown	2	3.1	-	-	2	1.3

**Table 118: Number and Relative Proportion of Rectumcancer by mother Tongue**

Mother Tongue	Females (n=64)		Males (n=89)		Total (n=153)	
	#	%	#	%	#	%
Malayalam	64	100	88	98.9	152	99.3
Kannada	-	-	1	1.1	1	0.7

## VIII. Oesophagus Cancer

- Total Number (ICD 10: C15) :151(58.3% in males and 41.7% in females)
- Oesophagus cancer is the 8th leading cancer among all cancers
- 8th leading cancer among males and females
- Male to female ratio:1:1.4
- Average age at diagnosis is years.65 years
- Peak age group: 60-64 in males and 70-74 in females
- Histology : Squamous cell carcinoma: 61.4% in males and 68.3% in females
- Method of diagnosis: Microscopic: 88.9% in females and 87.5% in males
- Detailed Microscopic diagnosis: Histology of Primary: 85.2% in males and 84.1% in females
- Broad treatment group:Treatment only at RI: 47.7% in males and 49.2% in females
- Clinical extent of disease(Treatment only at RI): Distant : 64.3% in males and 64.5% in females
- Type of treatment : R-Therapy : 80.6% in females and 59.5% in males
- Treatment status(Excluding cancer previously treated) : Received: 55.3% in males and 59.6% in males
- Intention to treat : Palliative: 66.7% in males and 83.9% in females
- Marital status : Married: 61.9% in females and 96.6% in males
- Religion : Hindu: 68.3% in females and 62.5% in males
- Education : Primary: 38.1% in females and 33% in males

**Table 119: Number and Relative Proportion of Esophagus cancer by five year age group**

Age Group	Females (n=63)		Males (n=88)		Total (n=151)	
	#	%	#	%	#	%
40-44	2	3.2	3	3.4	5	3.3
45-49	3	4.8	4	4.5	7	4.6

50-54	6	9.5	6	6.8	12	7.9
55-59	6	9.5	11	12.5	17	11.3
60-64	6	9.5	22	25.0	28	18.5
65-69	12	19.0	11	12.5	33	21.9
70-74	17	27.0	13	14.8	30	19.9
>75	11	17.5	18	20.5	29	19.2

**Table 120: Number and Relative Proportion of Esophagus Cancer by method of diagnosis**

Method of Diagnosis	Females (n=63)		Males (n=88)		Total (n=151)	
	#	%	#	%	#	%
Microscopic	56	88.9	77	87.5	133	88.1
X-Ray/Imaging	2	3.2	7	8	9	6.0
Others	5	7.9	4	4.5	9	6.0

**Table 121: Number and Relative Proportion of Esophagus detailed Microscopic Diagnosis**

Detailed Method of Diagnosis	Females (n=63)		Males (n=88)		Total (n=151)	
	#	%	#	%	#	%
Histology of Primary	53	84.1	75	85.2	128	84.8
Histology of Secondary	3	4.8	2	2.3	5	3.3
Others	7	11.1	11	12.5	18	11.9

**Table 122: Number and Relative Proportion of Oesophagus cancer by histology**

Morphology	Males (n=88)		Females (n=63)		Total (n=151)	
	#	%	#	%	#	%
Adenocarcinoma	15	17.0	5	7.9	20	13.2
Carcinoma	2	2.3	4	6.3	6	4.0
Microinvasive Squamous Cell Carcinoma	1	1.1	0	0.0	1	0.7
Musinous Adeno Carcinoma	1	1.1	0	0.0	1	0.7
Neoplasam Malignant	13	14.8	10	15.9	23	15.2
Neuroendocrine Carcinoma	0	0.0	1	1.6	1	0.7
Signet RingCell Carcinoma	1	1.1	0	0.0	1	0.7
Squamous Cell Cardinoma	54	61.4	43	68.3	97	64.2
Squamous Cell Cardnoma Keratinising	1	1.1	0	0.0	1	0.7

## Clinical Information

**Table 123: Number and Relative Proportion of Esophagus cancer by Broad Treatment Group**

Broad Treatment Group	Females (n=63)		Males (n=88)		Total (n=151)	
	#	%	#	%	#	%
Prior Treatment Only	4	6.3	10	11.4	14	9.3
Prior & Treatment at RI	7	11.1	2	2.3	9	6.0
Treatment only at RI	31	49.2	42	47.7	73	48.3
No Treatment	21	33.3	34	38.6	55	36.4

**Table 124: Number and Relative Proportion of Oesophagus cancer by Clinical Extent of Disease (Prior & Treatment at RI)**

Clinical Extent of Disease	Females (n=7)		Males (n=2)		Total (n=9)	
	#	%	#	%	#	%
Regional	1	14.3	1	50	2	22.2
Distant	3	42.9	-	-	3	33.3
Others	3	42.9	1	50	4	44.4

**Table 125: Number and Relative Proportion of Oesophagus cancer by Clinical Extent of Disease (Treatment only at RI)**

Clinical Extent of Disease	Females (n=31)		Males (n=42)		Total (n=73)	
	#	%	#	%	#	%
Localized	1	3.2	1	2.4	2	2.7
Regional	9	29	13	31	22	30.1
Distant	20	64.5	27	64.3	47	64.4
Others	1	3.2	-	-	1	1.4
Unknown	-	-	1	2.4	1	1.4

**Table 126: Number and Relative Proportion of Oesophagus Cancer intention to treat at MCC (Excluding the cancers previously treated)**

Intention to treat	Females (n=31)		Males (n=42)		Total (n=73)	
	#	%	#	%	#	%
Curative/Radical	5	16.1	14	33.3	19	26.0
Palliative	26	83.9	28	66.7	54	74.0

**Table 127: Number and Relative Proportion of Oesophagus cancer by any specific treatment (Treatment Only at RI)**

Any Specific Treatment	Females (n=34)		Males (n=58)		Total (n=92)	
	#	%	#	%	#	%
Any S	2	5.9	4	6.9	6	6.5
Any R	28	82.4	40	69	68	73.9
Any C	4	11.8	14	24.1	18	19.6

**Table 128: Number and Proportion of Oesophagus cancers by type of treatment (Treatment Only at RI)**

Type of Treatment	Females (n=31)		Males (n=42)		Total (n=73)	
	#	%	#	%	#	%
Surgery	2	6.5	2	4.8	4	5.5
R-Therapy	25	80.6	25	59.5	50	68.5
C-Therapy	1	3.2	-	-	1	1.4
S+R	-	-	1	2.4	1	1.4
R+C	3	9.7	13	31	16	21.9
S+R+C	-	-	1	2.4	1	1.4

**Table 129: Number and Relative Proportion of Oesophagus cancer by Treatment Status (Excluding the cancers previously treated)**

Treatment Status	Females (n=52)		Males (n=76)		Total (n=128)	
	#	%	#	%	#	%
Received	31	59.6	42	55.3	73	57.0
Not Received	20	38.5	34	44.7	54	42.2
Incomplete	1	1.9	-	-	1	0.8

### Basic Demographic Parameters

**Table 130: Number and Relative Proportion of Oesophagus cancer by marital Status**

Marital Status	Females (n=63)		Males (n=88)		Total (n=151)	
	#	%	#	%	#	%
Married	39	61.9	85	96.6	124	82.1
Divorced	-	-	1	1.1	1	0.7
Unmarried	4	6.3	-	-	4	2.6
Widowed	18	28.6	1	1.1	19	12.6
Unknown	2	3.2	1	1.1	3	2.0

**Table 131: Number and Relative Proportion of Oesophagus cancer by Religion**

Religion	Females (n=63)		Males (n=88)		Total (n=151)	
	#	%	#	%	#	%
Christian	3	4.8	12	13.6	15	9.9
Hindu	43	68.3	55	62.5	98	64.9
Muslim	17	27	20	22.7	37	24.5
Unknown	-	-	1	1.1	1	0.7

**Table 132: Number and Relative Proportion of Oesophagus cancer by Education**

Education	Females (n=63)		Males (n=88)		Total (n=151)	
	#	%	#	%	#	%
Primary	24	38.1	29	33	53	35.1
Middle	8	12.7	26	29.5	34	22.5
Secondary	6	9.5	10	11.4	16	10.6
Illiterate	18	28.6	11	12.5	29	19.2
Literate	5	7.9	8	9.1	13	8.6
Others	1	1.6	2	2.3	3	2.0
Unknown	1	1.6	2	2.3	3	2.0

**Table 133: Number and Relative Proportion of Oesophagus cancer by mother Tongue**

Mother Tongue	Females (n=63)		Males (n=88)		Total (n=151)	
	#	%	#	%	#	%
Malayalam	62	98.4	86	97.7	148	98.0
Kannada	-	-	1	1.1	1	0.7
Marathi	1	1.6	-	-	1	0.7
Unknown	-	-	1	1.1	1	0.7

## IX. Cervix Cancer

- Total Number (ICD 10: C53 ) :147
- Cervix cancer is the 9th leading cancer among all cancers
- 2nd leading cancer among females
- Average age at diagnosis is years: 59 years
- Peak age group: 65-69 years
- Histology : Squamous cell carcinoma non keratinizing : 25.2%
- Method of diagnosis: Microscopic: 85.7%
- Detailed Microscopic diagnosis: Histology of Primary : 84.4%
- Broad treatment group: Treatment only at RI : 46.3%
- Clinical extent of disease(Treatment only at RI): Regional: 82.4%
- Type of treatment : R+C: 63.2%
- Treatment status(Excluding cancer previously treated) : Received: 64.8%
- Intention to treat : Curative/Radical : 79.4%
- Marital status : Married: 72.8%
- Religion : Hindu : 72.1%
- Education : Middle (25.2%)

**Table 134: Number and Relative Proportion of Cervix cancer by five year age group**

Age Group	Females (n=147)		Total (n=147)	
	#	%	#	%
35-39	8	5.4	8	5.4
40-44	8	5.4	8	5.4
45-49	22	15.0	22	15.0
50-54	14	9.5	14	9.5
55-59	19	12.9	19	12.9
69-64	21	14.3	21	14.3
65-69	31	21.1	31	21.1
70-74	6	4.1	6	4.1
>75	18	12.2	18	12.2

**Table 135: Number and Relative Proportion of Cervix Cancer by method of diagnosis**

Method of Diagnosis	Females (n=147)		Total (n=147)	
	#	%	#	%
Clinical Only	4	2.7	4	2.7
Microscopic	126	85.7	126	85.7
Others	13	8.8	13	8.8
X-Ray/Imaging	4	2.7	4	2.7

**Table 136: Number and Relative Proportion of Cervix detailed Microscopic Diagnosis**

Detailed Method of Diagnosis	Females (n=147)		Total (n=147)	
	#	%	#	%
Histology of Primary	124	84.4	124	84.4
Histology of Secondary	2	1.4	2	1.4
Others	21	14.3	21	14.3



**Table 137: Number and Relative Proportion of Cervix cancer by histology**

Morphology	Females (n=147)		Total (n=147)	
	#	%	#	%
Adenocarcinoma	14	9.5	14	9.5
Adeno Squamous Cell Carcinoma	3	2.0	3	2.0
Carcinoma	1	0.7	1	0.7
Clear Cell Carcinoma	1	0.7	1	0.7
Microinvasive Squamous Cell Carcinoma	3	2.0	3	2
Neoplasam Malignant	23	15.6	23	15.6
Others	2	1.4	2	1.4
Papillary Adeno Carcinoma	1	0.7	1	0.7
Squamous Cell Carcinoma	35	23.8	35	23.8
Squamous Cell Carcinoma Keratinising	27	18.4	27	18.4
Squamous Cell Carcinoma Non Keratinising	37	25.2	37	25.2

### Clinical Information

**Table 138: Number and Relative Proportion of Cervix cancer by Broad Treatment Group**

Broad Treatment Group	Females (n=147)		Total (n=147)	
	#	%	#	%
Prior Treatment only	27	18.4	27	18.4
Prior & Treatment at RI	15	10.2	15	10.2
Treatment only at RI	68	46.3	68	46.3
No Treatment	37	25.2	37	25.2

**Table 139: Number and Relative Proportion of Cervix cancer by Clinical Extent of Disease (Prior & Treatment at RI)**

Clinical Extent of Disease	Females (n=15)		Total (n=15)	
	#	%	#	%
Regional	2	13.3	2	13.3
Others	13	86.7	13	86.7

**Table 140: Number and Relative Proportion of Cervix cancer by Clinical Extent of Disease (Treatment only at RI)**

Clinical Extent of Disease	Females (n=68)		Total (n=68)	
	#	%	#	%
Regional	56	82.4	56	82.4
Distant	12	17.6	12	17.6

**Table 141: Number and Relative Proportion of Cervix Cancer intention to treat at MCC (Excluding the cancers previously treated)**

Intention to Treat	Females (n=68)		Total (n=68)	
	#	%	#	%
Curative/Radical	54	79.4	54	79.4
Palliative	14	20.6	14	20.6

**Table 142: Number and Relative Proportion of Cervix cancer by any specific treatment (Treatment Only at RI)**

Any specific treatment	Females (n=116)		Total (n=116)	
	#	%	#	%
Any S	8	6.9	8	6.9
Any R	63	54.3	63	54.3
Any C	45	38.8	45	38.8

**Table 143: Number and Proportion of Cervix cancers by type of treatment (Treatment Only at RI)**

Type of Treatment	Females (n=68)		Total (n=68)	
	#	%	#	%
Surgery	5	7.4	5	7.4
R-Therapy	17	25	17	25
S+R	1	1.5	1	1.5
R+C	43	63.2	43	63.2
S+R+C	2	2.9	2	2.9

**Table 144: Number and Relative Proportion of Cervix cancer by Treatment Status (Excluding the cancers previously treated)**

Treatment Status	Females (n=105)		Total (n=105)	
	#	%	#	%
Received	68	64.8	68	64.8
Not Received	34	32.4	34	32.4
Not Accepted	1	1	1	1
Incomplete	2	1.9	2	1.9

### Basic Demographic Parameters

**Table 145: Number and Relative Proportion of Cervix cancer by marital Status**

Marital Status	Females (n=147)		Total (n=147)	
	#	%	#	%
Married	107	72.8	107	72.8
Unmarried	2	1.4	2	1.4
Widowed	38	25.9	38	25.9

**Table 146: Number and Relative Proportion of Cervix cancer by Religion**

Religion	Females (n=147)		Total (n=147)	
	#	%	#	%
Christian	8	5.4	8	5.4
Hindu	106	72.1	106	72.1
Muslim	32	21.8	32	21.8
Others	1	0.7	1	0.7

**Table 147: Number and Relative Proportion of Cervix cancer by Education**

Education	Females (n=147)		Total (n=147)	
	#	%	#	%
Primary	34	23.1	34	23.1
Middle	37	25.2	37	25.2
Secondary	20	13.6	20	13.6
Illiterate	34	23.1	34	23.1
Literate	14	9.5	14	9.5
Others	7	4.8	7	4.8
Unknown	1	0.7	1	0.7

**Table 148: Number and Relative Proportion of Cervixcancer by mother Tongue**

Mother Tongue	Females (n=147)		Total (n=147)	
	#	%	#	%
Malayalam	146	99.3	146	99.3
Tamil	1	0.7	1	0.7

## X. Larynx Cancer

- Total Number (ICD 10: C32) :401(6.7% in females and 93.3% in males)
- Larynx cancer is the 10th leading cancer among all cancers
- 6th leading cancer among males
- Male to female ratio:1:0.07
- Average age at diagnosis : 63 years
- Peak age group: 60-64 years in males and females
- Histology :Squamous cell carcinoma: 83.5% in males and 42.9% in females
- Method of diagnosis: Microscopic: 95.9% in males and 71.4% in females
- Detailed Microscopic diagnosis: Histology of Primary: 87.6% in males and 42.9% in females
- Broad treatment group: Treatment only at RI: 53.6% in males and 57.1% in females.
- Clinical extent of disease(Treatment only at RI): Regional: 100% in females and 82.7% in males
- Type of treatment : R+C: 50% in females and R-therapy: 40.4% in males
- Treatment status(Excluding cancer previously treated) : Received: 57.1% in females and 73.2% in males
- Intention to treat : Curative/Radical: 71.2% in males and 75% in females
- Marital status : Married: 94.8% in males and 28.6% in females
- Religion : Hindu: 28.6% in females and 64.9% in males
- Education : Primary: 28.6% in females and 32% in males.

**Table 149: Number and Relative Proportion of Larynx cancer by five year age group**

Age Group	Females (n=7)		Males (n=94)		Total (n=101)	
	#	%	#	%		
25-29	-	-	1	1.0	1	1.0
40-44	-	-	6	6.2	6	5.8

45-49	-	-	10	10.3	10	9.6
50-54	2	28.6	5	5.2	7	6.7
55-59	-	-	11	11.3	11	10.6
60-64	2	28.6	19	19.6	21	20.2
65-69	-	-	16	16.5	16	15.4
70-74	2	28.6	16	16.5	18	17.3
>75	1	14.3	13	13.4	14	13.5

**Table 150: Number and Relative Proportion of Larynx Cancer by method of diagnosis**

Method of Diagnosis	Females (n=7)		Males (n=94)		Total (n=101)	
	#	%	#	%	#	%
Microscopic	5	71.4	93	95.9	98	94.2
Others	2	28.6	4	4.1	6	5.8

**Table 151: Number and Relative Proportion of Larynx detailed Microscopic Diagnosis**

Detailed Method of Diagnosis	Females (n=7)		Males (n=94)		Total (n=101)	
	#	%	#	%	#	%
Histology of Primary	3	42.9	85	87.6	88	84.6
Histology of Secondary	2	28.6	8	8.2	10	9.6
Others	2	28.6	4	4.1	6	5.8

**Table 152: Number and Relative Proportion of Larynx cancer by histology**

Morphology	Females (n=7)		Males (n=94)		Total (n=101)	
	#	%	#	%	#	%
Microinvasive Squamous Cell Carcinoma	4	4.1	0	0.0	4	3.8
Neoplasam Malignant	12	12.4	4	57.1	16	15.4
Squamous Cell Carcinoma	81	83.5	3	42.9	84	80.8

## Clinical Information

**Table 153: Number and Relative Proportion of Larynx cancer by Broad Treatment Group**

Broad Treatment Group	Females (n=7)		Males (n=94)		Total (n=101)	
	#	%	#	%	#	%
Prior Treatment only	-	-	16	16.5	16	15.4
Prior Treatment at RI	-	-	10	10.3	10	9.6
Treatment only at RI	4	57.1	52	53.4	56	53.8
No Treatment	3	42.9	19	19.6	22	21.2

**Table 154: Number and Relative Proportion of Larynx cancer by Clinical Extent of Disease (Prior & Treatment at RI)**

Clinical Extent of Disease	Females (n=0)		Males (n=10)		Total (n=10)	
	#	%	#	%	#	%
Regional	-	-	3	30	3	30
Distant	-	-	1	10	1	10
Others	-	-	6	60	6	60

**Table 155: Number and Relative Proportion of Larynx cancer by Clinical Extent of Disease (Treatment only at RI)**

Clinical Extent of Disease	Females (n=4)		Males (n=52)		Total (n=56)	
	#	%	#	%	#	%
Localised	-	-	5	9.6	5	8.9
Regional	4	100	43	82.7	47	83.9
Distant	-	-	4	7.7	4	7.1

**Table 156: Number and Relative Proportion of Larynx Cancer intention to treat at MCC (Excluding the cancers previously treated)**

Intention to Treat	Females (n=4)		Males (n=52)		Total (n=56)	
	#	%	#	%	#	%
Curative/Radical	3	75	37	71.2	40	71.4
Palliative	1	25	15	28.8	16	28.6

**Table 157: Number and Relative Proportion of Larynx cancer by any specific treatment (Treatment Only at RI)**

Any specific Treatment	Females (n=6)		Males (n=74)		Total (n=80)	
	#	%	#	%	#	%
Any S	-	-	20	27	20	25.0
Any R	4	66.7	41	55.4	45	56.3
Any C	2	33.3	13	17.6	15	18.8

**Table 158: Number and Proportion of Larynx cancers by type of treatment (Treatment Only at RI)**

Type of Treatment	Females (n=4)		Males (n=52)		Total (n=56)	
	#	%	#	%	#	%
Surgery	-	-	11	21.2	11	19.6
R-Therapy	2	50	21	40.4	23	41.1
S+R	-	-	7	13.5	7	12.5
R+C	2	50	11	21.2	13	23.2
S+R+C	-	-	2	3.8	2	3.6

**Table 159: Number and Relative Proportion of Larynx cancer by Treatment Status (Excluding the cancers previously treated)**

Treatment Status	Females (n=7)		Males (n=71)		Total (n=78)	
	#	%	#	%	#	%
Received	4	57.1	52	73.2	56	71.8
Not Received	3	42.9	19	26.8	22	28.2

## Basic Demographic Parameters

**Table 160: Number and Relative Proportion of Larynx cancer by marital Status**

Marital Status	Females (n=7)		Males (n=97)		Total (n=104)	
	#	%	#	%	#	%
Married	2	28.6	92	94.8	94	90.4
Divorced	-	-	1	1	1	0.9
Unmarried	-	-	2	2.1	2	1.9
Widowed	4	57.1	2	2.1	6	5.78
Unknown	1	14.3	-	-	1	0.9

**Table 161: Number and Relative Proportion of Larynx cancer by Religion**

Table 28: Number and Relative Proportion of Larynx Cancer by Religion

Religion	Females (n=7)		Males (n=97)		Total (n=104)	
	#	%	#	%	#	%
Christian	-	-	10	10.3	10	9.6
Hindu	2	28.6	63	64.9	65	62.5
Muslim	4	57.1	24	24.7	28	26.9
Unknown	1	14.3	-	-	1	1.0

**Table 162: Number and Relative Proportion of Larynx cancer by Education**

Education	Females (n=7)		Males (n=97)		Total (n=104)	
	#	%	#	%	#	%
Primary	2	28.6	31	32	33	31.7
Middle	2	28.6	28	28.9	30	28.8
Secondary	-	-	15	15.5	15	14.4
Literate	2	28.6	7	7.2	9	8.7
Literate	-	-	8	8.2	8	7.7
Others	-	-	6	6.2	6	5.8
Unknown	1	14.3	2	2.1	3	2.9

**Table 163: Number and Relative Proportion of Larynx cancer by mother Tongue**

Education	Females (n=7)		Males (97)		Total (n=104)	
	#	%	#	%	#	%
Malayalam	6	85.7	97	100	103	99.0384615
Unknown	1	14.3	-	-	1	0.96153846

## CHILDHOOD CANCERS

**Table 164: Details of Childhood Cancers  
Number (#) and Relative Proportion (%) of Broad Type of Cancers in Childhood (0-14 years)**

Broad Type of Cancers in Childhood	Boys		Girls	
	#	%	#	%
LEUKAEMIAS	6	37.5	7	58.3
LYMPHOMAS & RETICULOENDOTHELIAL NEOP.	4	25	-	-
MALIGNANT BONE TUMOURS	2	12.5	3	25
SOFT-TISSUES(S-T) SARCOMAS(S)	1	6.3	1	8.3
CARCINOMA & OTH. MALIGNANT EPITHELIAL NEOP.	2	12.5	-	-
OTHERS (NOT CLASSIFIED)	1	6.3	1	8.3
ALL TYPES	16	100.0	12	100

**Table 165: Number (#) and Relative Proportion (%) of Specific Type of Cancers in Childhood  
(0-14 years)**

Broad Type of Cancers in Childhood	Boys		Girls	
	#	%	#	%
<b>LEUKEMIAS</b>	6	37.5	7	58.3
LYMPHOID LEUKEMIAS	6	37.5	5	41.7
ACUTE NON-LYMPHOCYTIC LEUKEMIAS			2	16.7
<b>LYMPHOMAS &amp; RETICULOENDOTHELIAL NEO.</b>	4	25		
HODGKIN'S DISEASE	2	12.5		
NON - HODGKIN'S DISEASE	2	12.5		
<b>MALIGNANT BONE TUMOURS</b>	2	12.5	3	25
OSTEOSARCOMA	1	6.3	2	16.7
EWING SARCOMA	1	6.3	1	8.3
<b>SOFT TISSUES(S-T) SARCOMAS(S)</b>	1	6.3	1	6.3
RHABDOMYOSARCOMA AND EMBRYONAL SARCOMA	1	6.3	1	6.3
<b>CARCINOMA &amp; OTH MALIGNANT EPITHELIAL NEOP.</b>	2	12.5		
MALIGNANT MELANOMA	1	6.3		
<b>OTHERS (NOT CLASSIFIED)</b>	1	6.3	1	8.3
ALL TYPES	16	100	12	100

**Table166: Number and Proportion of Scheduled Tribe Patients Details of Scheduled Tribe (n=70)**

**Age Distribution of Patients**

Age Group	Male (n=36)		Female (n=34)		Total (n=70)	
	#	%	#	%	#	%
20-24	1	2.8	0	0.0	1	1.4
25-29	1	2.8	0	0.0	1	1.4
30-34	0	0.0	1	2.9	1	1.4
35-39	1	2.8	3	8.8	4	5.7
40-44	3	8.3	4	11.8	7	10.0
45-49	3	8.3	9	26.5	12	17.1
50-54	6	16.7	1	2.9	7	10.0
55-59	4	11.1	6	17.6	10	14.3
60-64	3	8.3	5	14.7	8	11.4
65-69	7	19.4	2	5.9	9	12.9
70-74	3	8.3	2	5.9	5	7.1
75+	4	11.1	1	2.9	5	7.1

**Table167: Details of Scheduled Tribe PRIMARY SITE**

Primary Site	Male (n=36)		Female (n=34)		Total (n=70)	
	#	%	#	%	#	%
Lip(C00)	1	2.8	1	2.9	2	2.9
Tongue(C01-02)	4	11.1	3	8.8	7	10.0
Mouth(C03-06)	7	19.4	10	29.4	17	24.3
Tonsil(C09)	1	2.8	0	0.0	1	1.4
Oropharynx((C10)	2	5.6	0	0.0	2	2.9
Oesophagus (C15)	2	5.6	2	5.9	4	5.7
Stomach(C16)	3	8.3	0	0.0	3	4.3
Liver (C22)	0	0.0	1	2.9	1	1.4
Gallbladder(C23-24)	0	0.0	1	2.9	1	1.4
Nose,Sinuses(C31.0)	1	2.8	0	0.0	1	1.4
Lung(C33-34)	3	8.3	3	8.8	6	8.6
Bone (C40-41)	2	5.6	0	0.0	2	2.9
Bone Marrow(C42)	1	2.8	0	0.0	1	1.4
Skin (C44)	2	5.6	0	0.0	2	2.9
Breast (C50.9)	0	0.0	5	14.7	5	7.1
Cervix (C53.9)	0	0.0	5	14.7	5	7.1
Prostate (C61)	1	2.8	0	0.0	1	1.4
Testis(C62)	1	2.8	0	0.0	1	1.4
Urinary Bladder(C67)	0	0.0	1	2.9	1	1.4
Lymphnode(C77)	1	2.8	1	2.9	2	2.9
Unknown Primary(C80)	4	11.1	1	2.9	5	7.1





# **MULTIPLE CANCERS**

**Table 168: Two Primary (Synchronous)**

TWO PRIMARY (SYNCHRONOUS)													
Sl. No.	Age of Diagnosis	Sex	Family History	Habits	Date/Year of Diagnosis	Sequence	Laterality	Primary Site	Morphology	Date of Reg.	Date of Last Contact	Living / Expired	Radical/Palliative/no Treatment
1	35	M	No	Chronic	9/5/2014	1	2	LUNG	ADENOCA	21/7/2014	22/7/14	U	U
					0/5/2014	2	0	THYROID	PAPILLARY CA				
2	61	F	YES	Chronic	25/8/14	1	0	ASCENDING COLON	MEDULLARY CA	27/8/14	1/1/2016	L	R
					25/8/14	2	0	SPLenic FLEXTURATION	MUCINOUS ADENOCOCA				
3	70	M	NO	B/A	27/8/14	1	0	SUBGLOTTIS	SCC-M	3/9/2014	29/10/14	U	P
					11/9/14	2	0	HYPOPHARYNX					
4	64	M	YES	P/A/5/B	21/10/14	1	0	OROPHARYNX	SCC-MD	23/10/14		L	P
					4/12/2014	2	0	ESOPHAGUS	UK	23/10/14	19/12/14		
5	78	F	NO	Chronic	11/4/2014	1	2	BREAST	IDC	24/10/14		UK	U
						2	1	BREAST	IDC		24/10/14		
6	65	M	NO	C/P	18/6/2014	1	1	LUNG	METS, ADENOCA	1/10/2014	10/11/2014	L	
					23/8/2014	2	2	BM	SCC-WD				
7	68	M	NO	EX/C/P/B	12/11/2014	1	1	TONSIL	SCC-MD	19/11/14	29/12/14	U	P
						2	0	PHARYNGEAL WALL	SCC-MD				
8	74	F	NO	Chronic	2/12/2014	1	1	BREAST	IDC	5/12/2014	29/3/16	L	R
					2/12/2014	2	2	BREAST	IDC				
9	55	F	NO	Chronic	1/11/2014	1	1	BREAST	IDC	9/12/2014	29/12/16	L	P
					8/12/2014	2	0	MANDIBLE	ODONTOGENIC CA				
10	53	F	NO	Chronic	17/11/14	1	1	BREAST	IDC	17/11/14	7/1/2016		
					17/11/14	2	2	BREAST	IDC				
11	63	M	NO	Chronic	17/12/14	1	1	LUNG	ADENOCA	20/12/14	12/4/2016	L	P
					20/12/14	2	0	THYROID	PAPILLARY CA				
12	64	M	NO	Chronic	16/9/14	1	0	ESOPHAGUS	SCC MD	29/9/14	5/1/2015	E	R
						2	0	LARYNX	SCCMD				

**Table 169: Two Primary (Metachronous)**

TWO PRIMARY METACHRONOUS - 2014												
Sl. No	Age of Diagnosis	Sex	Family History	Habits	Date/Year of Diagnosis	Sequence	Primary site	Morphology	Date of reg	Date of last contact	Living / Expire	Radical/palliative/Symptomatic/
1	50	F	yes	NO	20/1/14	1	ENDOMETRIUM	ADENO.CA	20/1/14	17/4/15	L	R
	50				20/2/14	2	BLADDER	UROTHELIAL CA	20/1/14	17/4/15	L	R
2	64	M	No	B/A	25/11/13	1	RECTUM	SIGNET RIN-G CELL.CA	23/1/14	19/4/14	L	S
	65				23/1/14	2	URINARY BLADDER	UROTHELIAL CA	23/1/14	19/4/14	L	
3	38	M	No	C/B/A	5/2/2014	1	BM	SCC-WD	10/2/2014	19/5/15	L	R
	39				21/3/15	2	OROPHARYNX	SCC-MD	10/2/2014	27/4/15	L	P
4	47	M	No	TC/B	15/7/2002	1	ALVEOLUS	UK	31/1/14	5/3/2015	L	
	59				29/1/2014	2	LUNG	UK	31/1/14	29/1/14	L	S
5	70	M	No	B/A	15/7/1999	1	LN	LYMPHOMA	8/2/2014	8/2/2014	L	
	85				5/2/2014	2	OROPHARYNX	UK	8/2/2014	8/2/2014	L	
6	51	F	yes	NO	15/7/90	1	BREAST	UK	15/2/14	15/2/14	L	NO
	51				15/7/90	2	ESOPHAGUS	SCC	15/2/15	15/2/15	L	
7	51	M	No	TC	15/7/2000	1	BM	UK	17/2/14	17/2/14	L	NO
	65				11/1/2014	2	PROSTATE	ADENO CA	17/2/14	17/2/14	L	
8	72	M	No	B	5/3/2014	1	VOCAL CORD	SCC-WD	12/3/2014	30/9/14	L	S
	72				5/3/2014	2	ESOPHAGUS	MICRO INVASIVE.CA	12/3/2014	30/9/14	L	
9	60	F	No	TC	13/8/13	1	UPPER LIP	UK	19/3/14	1/4/2014	L	NO
	61				8/2/2014	2	UPPER ALVEOLUS	UK	19/3/14	1/4/2014	L	
10	63	M	No	B/C	16/2/10	2	LUNG	SCC	19/3/14	13/4/15	L	NO
	63				16/2/10	1	URINARY BLADDER	PAP.UROTHELIAL-CA	19/3/14	13/4/14	L	NO
11	64	M	No	B	12/3/2014	1	KIDNEY	RENAL CELL CA	20/3/14	21/5/14	L	
	64				1/3/2014	2	URINARY BLADDER	TRANSITIONAL CELL.CA	20/3/14	31/5/14	L	

12	66	M	yes	NO	15/7/05	1	PROSTATE	UK	25/3/14	25/3/14	L	P
	75				18/3/14	2	LUNG	UK	18/3/14	25/3/14	L	
13	65	F	No	TC	14/4/12	1	BM	VERRUCUOS CA	31/3/14	15/6/15	L	NO
	67				31/3/14	2	LOWER ALVEOLUS	SCC-WD	31/3/14	15/6/15	L	R
14	60	F	No	UK	1/4/2014	1	NASOPHAR NX	CA-PD	4/4/2014	24/7/15	E	P
	61				296/15	2	INGUINAL LN	DLBCL				
15	55	M	No	B/C	25/9/04	1	TONGUE	SCC-MD	9/4/2014	28/7/15	L	NO
	60				23/4/09	2	LOWER ALVEOLUS	UK	9/4/2014	28/7/15	L	
16	45	M	No	BC/A	15/7/05	1	OROPHARY X	UK	3/4/2014	10/7/2015	L	NO
	54				26/3/14	2	BM	SCC-WD			L	
17	43	F	No	NO	24/3/14	1	BREAST	IDC	5/4/2014	23/6/15	L	R
	43				24/3/14	2	BREAST	IDC			L	
18	42	F	No	NO	15/7/00	1	PANCREAS		7/4/2014	7/4/2014	L	NO
	56				26/3/14	2	STOMACH	SIGNET RING CELL			L	
19	37	F	yes	NO	15/7/99	1	THROAT	UK	31/3/14	19/5/14	E	NO
	52				13/3/14	2	STOMACH	ADENO CA				
20	75	F	yes	NO	18/4/14	1	ANALCANAL		28/4/14	17/10/14	L	P
	75				18/4/14	2	VAGINA	SCC-MD			L	
21	66	F	yes	B/T/P	15/7/04	1	FOM		30/4/14	1/6/2014	L	NO
	76				20/2/14	2	TONGUE	SCC				
22	56	M	No	B/A	15/7/94	1	ORAL CAVITY		5/5/2014	5/5/2014	L	NO
	76				7/4/2014	2	ESOPHAGUS	SCC			L	
23	51	M	No	BC	15/11/09	1	HARDPALA E		6/5/2014	8/7/2014	L	NO
	57				6/5/2014	2	TONGUE	SCC				
24	67	F	No	NO	13/5/14	1	CERVIX		13/5/14	13/5/14	L	NO
	67				13/5/14	2	BONEMAR OW	MULTIPLE MYELOMA			L	
25	58	M	No	BC	28/2/14	1	THYROID	ANAPLASTIC CA	13/5/14	7/11/2014	L	P
					13/5/14	2	ESOPHAGUS	CA-PD			L	

26	56	M		S/P/A		15/7/94	1	ORAL CAVITY	UK		5/5/2014	L	P
	76					7/4/2014	2	ESOPHAGUS	SCC			L	
27	53	F	NO			15/6/05	1	BONEMAR OW	SOLITARY PLASMA CYTOMA		14/7/14	L	R
	62					25/7/14	2	MAXILARY SINUS	NHL			L	NO
28	65	M	C/S			14/7/14	1	LARYNX	SCC-PD		23/7/14	L	R
	66					19/11/15	2	STOMACH	ADENO.CA			L	UK
29	64	M	C/A			15/12/11	1	TONGUE	VERRUCUOS CA		1/8/2014	L	R
	67					1/8/2014	2	TONGUE	SCC-WD			L	R
30	72	M	C/P/A			15/6/1999	1	STOMACH	UK		4/8/2014	L	S
	79					15/6/2008	2	PROSTATE	UK			L	S
31	65	F	EX/A EX/S			18/9/13	1	THYROID	LARGE CELL LYMPHOMA		7/8/2014	L	P
	66					14/8/14	2	ESOPHAGUS	CA.PD			L	P
32	60	M	NO			15/12/99	1	BOT	SCC-MD		16/8/14	L	NO
	75					13/8/14	2	PFS	SCC-MD			L	NO
33	75	M	C/S			2/8/2014	1	TONGUE	SCC-WD		25/8/14	L	P/BSC
	76					13/2/15	2	TONSIL	SCC			L	
34	44	F	C/S C/P			15/6/88	1	CERVIX	UK		25/8/14	L	R
						25/8/14	2	VULVA	SCC-MD			L	
35	32	F	NO			15/6/06	1	OVARY			13/10/14	L	UK
	40					21/7/14	2	BREAST	IDC-III			L	
36	53	F	C/P			6/11/2012	1	LOWER ALVEOLUS	SCC-WD		28/9/14	L	P/BSC
	54					15/5/13	2	TONGUE				L	
37	63	M	BC			27/12/12	1	LOWER ALVEOLUS	SCC-MD		27/9/14	L	NO
	65					14/10/14	2	BONEMAR OW				L	
38	49	M	B			15/6/06	1	BUCCAL MUCOSA	Neoplasm Malignant		3/10/2014	L	P/BSC
	57					15/11/14	2	LOWER ALVEOLUS	Neoplasm Malignant			L	
39	73	M	B/S P/C-A			15/6/11	1	LIP	UK		8/10/2014	L	S
	76					1/9/2014	2	BM	SCC-PD			L	

40	40	F	yes	NO	25/2/10	1	BREAST	IDC	28/10/14	16/3/15	L	P
	44											
41	74	M	No	EX/A EX/S	15/6/06	1	ESOPHAGUS	NHL	14/11/14	14/11/14	L	NO
	82											
42	57	M	No	EX/C/P/B	27/5/85	1	TONGUE	SCC	20/11/14	20/11/14	L	NO
	86											
43	48	M	No	C/A	12/4/2012	1	LN	HL	24/11/14	10/3/2016	L	R
	50											
44	48	M	No	EX/S/C	15/4/96	1	OROPHARY X		4/12/2014	3/3/2016	L	R
	66											
45	54	F	No	NO	24/11/08	1	THYROID	PAP.CA	3/12/2014	10/8/2015	L	S
	62											
46	33	M	No	S/C	15/6/91	1	PAROTID	NHL	2/12/2014	22/3/15	L	P
	56											
47	51	M	No	A	26/2/09	1	TONGUE	SCC-MD	12/12/2014	25/5/15	L	
	56											
48	64	M	yes	C	15/5/13	1	ANAL CANAL	MELANOMA	17/12/14	23/6/15	L	R
	63											
49	50	F	No	TC	15/7/10	1	LOWER LIP	UK	10/2/2014	8/6/2016	L	NO
	50											
50	72	M	No	C/B	29/3/12	1	KIDNEY	RENALCELL CA	4/3/2014	13/2/15	L	R
	74											
51	54	M	No	BC/TC	28/3/05	1	URINARY BLADDER	UK	1/4/2014	1/4/2014	L	NO
	63											
52	85	M	yes	BC/TC/A	15/7/11	1	THYROID	FOLLICULAR CA	25/5/14	17/6/14	E	R
	88											
53	66	M	No	B/A	16/5/14	1	ESOPHAGUS	SCC-MD	27/5/14	4/8/2015	L	R
	66											
					16/5/14	2	OROPHARYNX	SCC-MD	27/5/14	4/8/2015	L	R

54	56					15/4/04	1	SKIN OF NOSE	CARCINOMA	5/8/2014	31/10/14	L	R
	66	NO				14/8/14	2	ESOPHAGUS	CARCINOMA	7/8/2014	21/11/14	L	P
55	61	F	No			15/1/13	1	BREAST	UK	11/11/2014	8/1/2015	L	R
	61	F	No			15/1/13	2	BLOOD	AML	11/11/2014	28/1/15	L	R
56	49	M	yes	C/TC		15/12/13	1	TONSIL	SCC	1/11/2014	13/4/16	L	R
	52	M	yes	C/TC		15/3/16	2	LOWER ALVEOLUS	SCC-WD	1/11/2014	13/4/16	L	R
57	70	M	No	B		10/7/2014	1	TONGUE	SCC-WD	30/7/14	5/4/2016	L	R
	70	M	No	B		10/7/2014	2	LOWER GUM	CARCINOMA	30/7/14	5/4/2016	L	R
58	63	F	No	TC		14/7/14	1	TONGUE	SCC-MD	22/7/14	20/4/16	L	R
	64	F	No	TC		6/7/2015	2	THYROID	PAP.MICRO CA	22/7/14	20/4/16	L	R
59	61	M	No	UK		15/6/02	1	PROSTATE	ADENO.CA	17/7/14	25/9/14	E	R
	73	M	No	UK		28/6/14	2	URINARY BLADDER	PAP.UROTHEIAL-CA	25/9/14	25/9/14	E	R
60	46	M	yes	BC		1/10/2005	1	BLOOD	CML	26/5/14	18/7/14	E	P
	55	M	yes	BC		26/5/14	2	LUNG	SMALL CELLCA	26/5/14	18/7/14	E	P



**Table 170: Three Primary Cases**

SL No	Age of Diagnosis	Sex	Family History	Habits	Date/Year of Diagnosis	Sequence	Laterality	Primary site	Morphology	Date of reg	Date of last contact	Living / Expire	Radical/palliative/Symptomatic/
1	72	F	9	2	24/2/14	1	1	OVARY	PAPILLIARY CA	28/3/14	18/6/14	E	R
						2	0	BREAST	IDC				
						3	2	THYROID	PAPILLIARY CA				
2	44	F	1	2	5/8/2009	1	-	RECTOSIGMOID	MUCINOUS ADENO CA	12/4/2014	14/5/15	L	R
					8/4/2014	2	-	ASCENDING COLON	ADENO CA				
					12/4/2014	3	2	KIDNEY	UROTHELIAL CA				

**Table 171: More than three Primary Cases.**

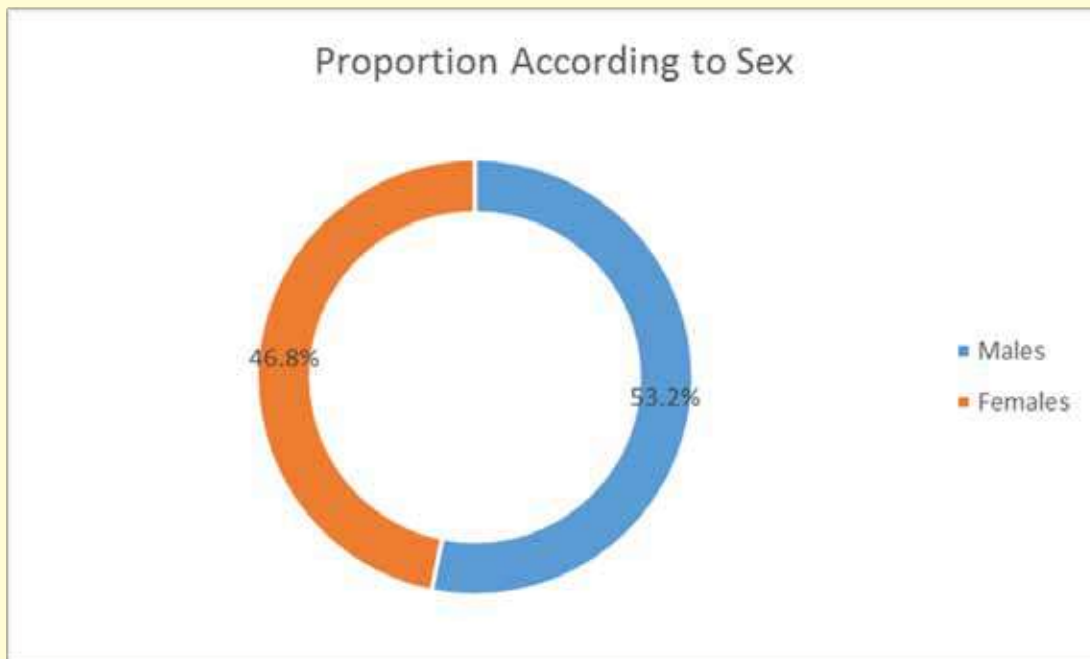
SL No	Age of Diagnosis	Sex	Family History	Habits	Date/Year of Diagnosis	Sequence	Laterality	Primary site	Morphology	Date of reg	Date of last contact	Living / Expire	Radical/palliative/Symptomatic/
1	53	F	YES	YES	15/6/98	1	0	ENDOMETRIUM	UK	29/12/15	29/3/15	L	R
	57				15/6/03	2	0	COLON	UK				
	58				15/6/04	3	0	THYROID	UK				
	69				3/12/2014	4	0	Tr COLON	MUCINOUS ADENO CA				
	69				3/12/2014	5	0	ANAL CANAL	ADENO CA				

**CONSOLIDATED REPORT  
(2010-2014)**

## Five Year Consolidated Report (2010-2014)

**Table 1: Number and Proportion According to Sex**

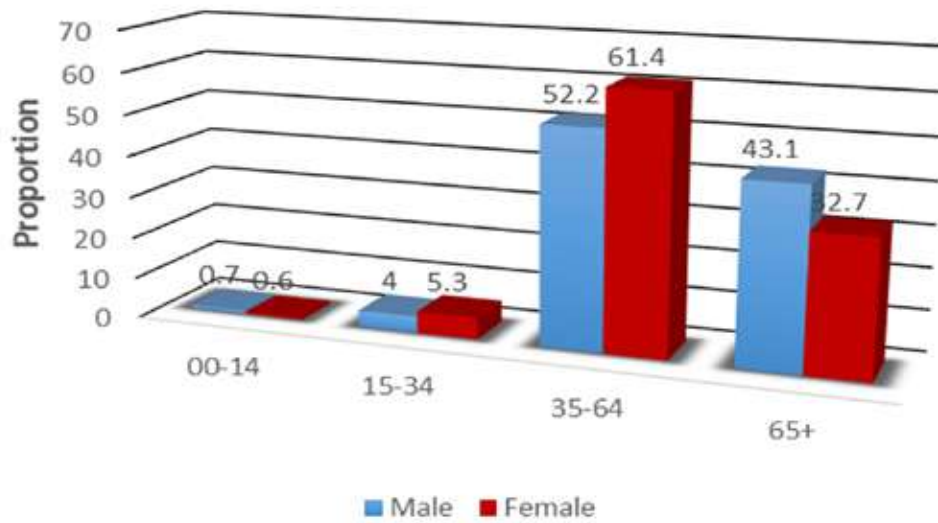
Number (#) and Proportion (%) according to Sex and Sex Ratio Percent					
As on : 06/06/2016					
Males		Females		Sex Ratio	Total Cases
#	%	#	%		
8432	53.2	7406	46.8	114	15838



**Table 2: Number and Proportion of Cancer by Broad Age Groups**

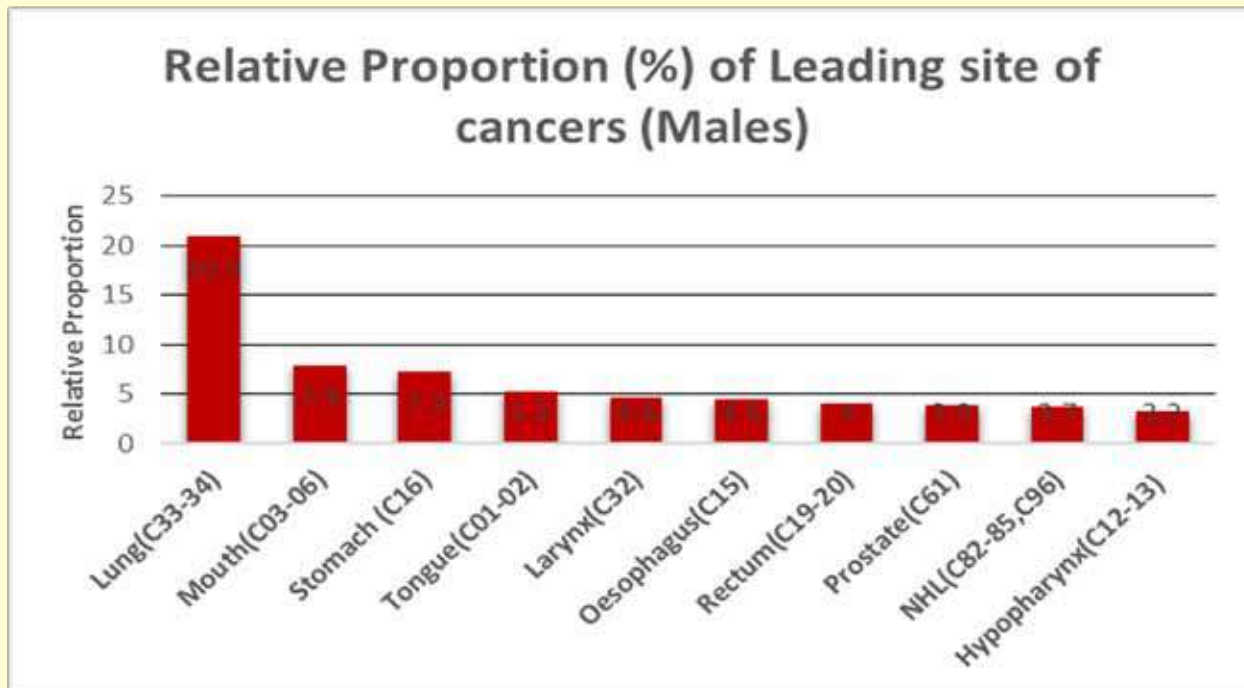
Broad Age Groups	Males		Females	
	#	%	#	%
00-14	59	0.7	43	0.6
15-34	338	4.0	393	5.3
35-64	4400	52.2	4547	61.4
65+	3635	43.1	2423	32.7
All ages	8432	100.0	7406	100.0

## Proportion of Cancers by Broad Age Group



**Table 3: Number and Proportion of Leading Sites of Cancer - Males**

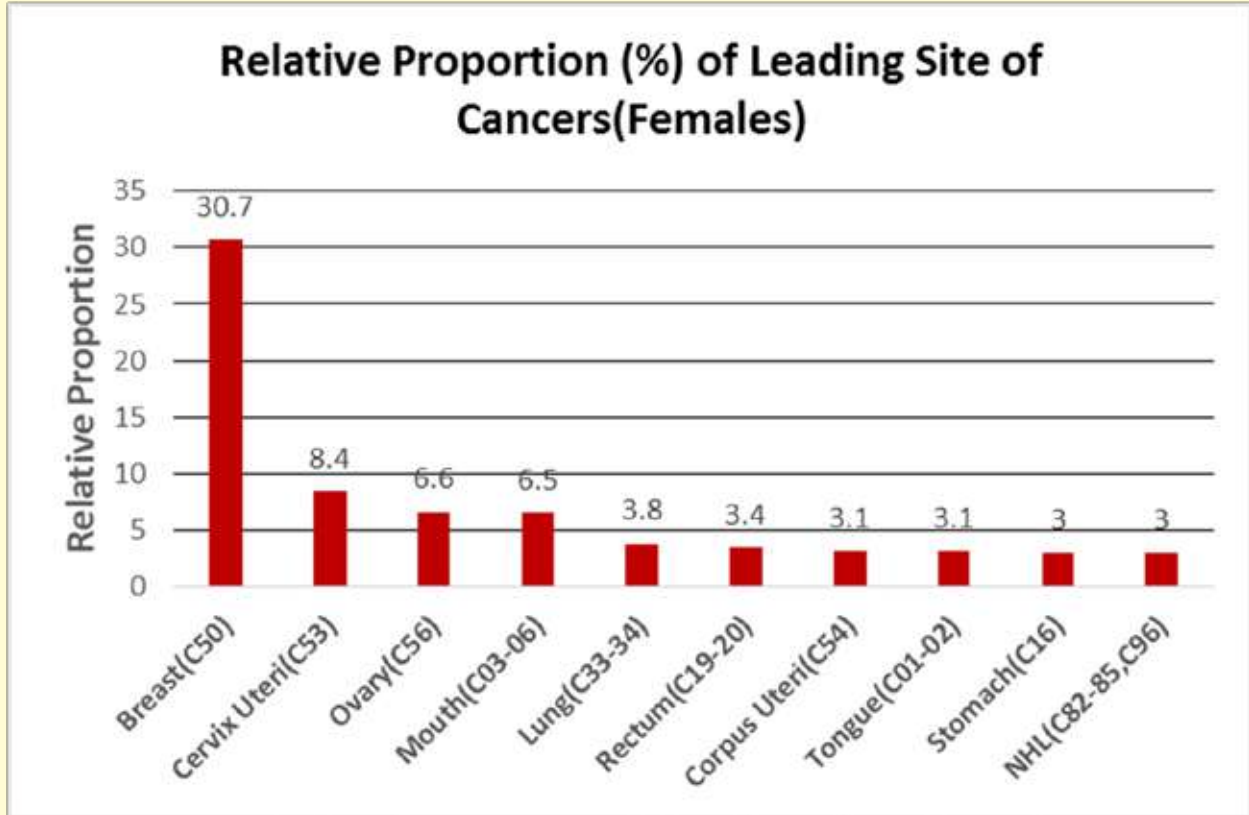
Rank	Sites	#	%
1	Lung etc (C33-34)	1764	20.9
2	Mouth (Co3-06)	663	7.9
3	Stomach (C16)	617	7.3
4	Tongue (Co1-02)	446	5.3
5	Larynx (C32)	384	4.6
6	Oesphagus (C15)	381	4.5
7	Rectum (C1920)	340	4.0
8	Prostate (C61)	330	3.9
9	NHL (C82-85, C96)	316	3.7
10	Hypopharynx (C12-13)	268	3.2
	All Sites	8432	100.0



**Table 4: Number and Proportion of Leading Sites of Cancer - Females**

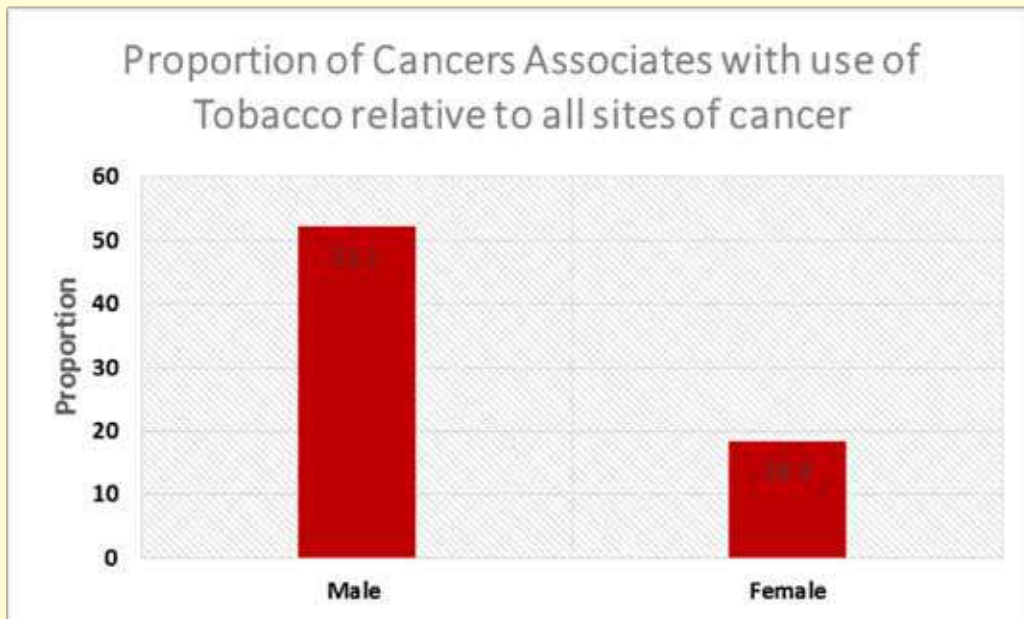
Females (As on 06/06/2016)

Rank	Sites (ICD 10)	#	%
1	Breast (C50)	2271	30.7
2	Cervix (C53)	619	8.4
3	Ovary etc (C56)	490	6.6
4	Mouth (C03-06)	484	6.5
5	Lung etc (C33-34)	278	3.8
6	Rectum (C19-20)	255	3.4
7	Corpus Uteri (C540)	230	3.1
8	Tongue (C01-02)	229	3.1
9	Stomach (C16)	225	3.0
10	NHL (C82-85, C96)	221	3.0



**Table 5: Number and Proportion of Cancers associated with Use of Tobacco relative to all sites of Cancer**

Males			Females		
All sites	#	%	All Sites	#	%
	4397	52.1		1364	18.4



**Table 5: Number and Proportion of Tobacco Related Cancers (TRC) relative to all sites of Cancer**

(As on 06/06/2016)

Sites of Cancer	Males		Females	
	#	%	#	%
Lip (C00)	24	0.3	41	0.6
Tongue (C01-02)	446	5.3	229	3.1
Mouth (C03-06)	663	7.9	484	6.5
Oropharynx (C10)	247	2.9	13	0.2
Hypopharynx (C12-13)	268	3.2	68	0.9
Pharynx (C14)	6	0.1	2	-
Oesophagus (C15)	381	4.5	190	2.6
Larynx (C32)	384	4.6	25	0.3
Lung (C33-34)	1764	20.9	278	3.8
Urinary Bladder (C67)	214	2.5	34	0.5
TRC	4397	52.1	1364	18.4
All Sites	8432	100.0	7406	100.0

**Table 6: Number and Proportion of Specific Sites of Cancers among Tobacco Related Cancers (TRC)**

(As on 06/06/2016)

Sites of Cancer	Males		Females	
	#	%	#	%
Lip (C00)	24	0.5	41	3.0
Tongue (C01-02)	446	10.1	229	16.8
Mouth (C03-06)	663	15.1	484	35.5
Oropharynx (C10)	247	5.6	13	1.0
Hypopharynx (C12-13)	268	6.1	68	5.0
Pharynx (C14)	6	0.1	2	0.1
Oesophagus (C15)	381	8.7	190	13.9
Larynx (C32)	384	8.7	25	1.8
Lung (C33-34)	1764	40.1	278	20.4
Urinary Bladder (C67)	214	4.9	34	2.5
TRC	4397	100.0	1364	100.0

# CHILDHOOD CANCERS

**Table 7: Number and Proportion of Childhood Cancers by Five-year Age Group**  
(As on 06/06/2016)

Sites of Cancer	Males		Females		Total	
	#	%	#	%	#	%
00-04	8	13.6	11	25.6	19	18.6
05-09	18	30.5	9	20.9	27	26.5
10-14	33	55.9	23	53.5	56	26.5
All Childhood Cancers	59	100.0	43	100.0	102	100.0

**Table 8: Number and Proportion of Cancers in Childhood relative to all Cancers**  
(As on 06/06/2016)

Boys			Girls		
All Cancers	#	%	All Cancers	#	%
8432	59	0.7	7406	43	0.6



## ABBREVIATION

C	Chemotherapy
ICD	International Classification of Disease
HBCR	Hospital Based Cancer Registry
ICMR	Indian Council of Medical Research
MCC	Malabar Cancer Centre
NCRP	National Cancer Registry Programme
NCCP	National Cancer Control Programme
NHL	Non-Hodgkin's Lymphoma
R	Radiation
RI	Reporting Institution
S	Surgery
TRC	Tobacco Related Cancers
#	Number
CNS	Central Nervous System
WD	Well Differentiated
U/UK	Unknown
SCC	Squamous Cell Carcinoma
IDC	Infiltrating Duct Carcinoma
CA	Carcinoma
R	Radical
P	Palliative

## REFERENCES

1. Isabel dos Santos Silva (1999), Cancer Epidemiology, Principles and Methods IARC Publications, France.
2. Maclennan et al (1978) Cancer Registration and its Techniques IARC Scientific Publications No.21 France.
3. Young J.L (1991) Hospital Based Cancer Registry in Cancer Registration Principles and Methods IARC Publications France.
4. April Fritz, Constance Percy et al. International Classification of Disease for Oncology Third Edition, World Health Organization Geneva 2000.
5. John L. Young, Steven D. Roffers et al, seer summary staging manual 2000 codes and coding instruction.