

**HOSPITAL BASED CANCER REGISTRY**  
(PARTIALLY SUPPORTED BY THE NATIONAL CANCER REGISTRY PROGRAMME,  
INDIAN COUNCIL OF MEDICAL RESEARCH)



**ANNUAL  
REPORT  
2018**



***MALABAR CANCER CENTRE***

THALASSERY, KANNUR DISTRICT, KERALA

(An autonomous centre under Government of Kerala)



**MALABAR CANCER CENTRE**  
THALASSERY

**HOSPITAL BASED CANCER REGISTRY REPORT 2018**  
Funded by NCDIR, ICMR



## **ACKNOWLEDGEMENT**

The Hospital Based Cancer Registry of Malabar Cancer Centre expresses its sincere thanks and gratitude to the following Institutions/Departments/Individuals for supporting and promoting the activities of the Registry.

1. National Cancer Registry Programme, Indian Council of Medical Research, Bangalore
2. Medical Records Division, Malabar Cancer Centre, Thalassery
3. Department of Radiation Oncology, Malabar Cancer Centre
4. Department of Clinical Hematology & Medical Oncology, Malabar Cancer Centre
5. Department of Pathology, Malabar Cancer Centre
6. Department of Surgical Oncology, Malabar Cancer Centre
7. General Administration, Malabar Cancer Centre

## FROM DIRECTOR'S DESK



It is a great pleasure and privilege to present the Annual report of Hospital Based Cancer Registry (HBCR) for the year 2018, which include the number of cancer cases reported with other demographic, diagnosis and treatment details during the year at Malabar Cancer Centre (MCC). The Hospital Based Cancer Registry was started in MCC in the year 2010 with just a medical officer and a junior system analyst. The department of Cancer registry and Epidemiology has grown tremendously by its scope of services, activities and the staff strength to bring out its 9<sup>th</sup> report. This could be achieved only because of the extensive and magnanimous support from National Centre for Disease Informatics and Research (NCDIR), Bangalore. The department could initiate a Population Based Cancer Registry (PBCR) in 2013 which initially covered Kannur and Kasargode districts of Kerala state and Mahe of Union territory of Puducherry. From 2018 it could be expanded to include Kozhikode, Wyanad, Malappuram, Palakkad and Thrissur districts.

A total of 5195 cancer patients were registered at MCC during the year 2018 of which 53.9% males

and 46.1% females. Like in previous year's lung, mouth, stomach, NHL and tongue are the leading cancers in males and breast, ovary, cervix, lung and mouth are the leading cancers in females. 47.3% and 14.4% of cases are tobacco related in males and in females respectively. Unlike in previous years where the leading system of cancer was Head & Neck, this year it is digestive system. Hope this report contains valuable information which helps the authorities to formulate strategies to further augment the treatment facilities. This shall help the researchers in the institution to initiate research projects based on the data.

I take this opportunity to congratulate the team cancer registry under the able leadership of Dr. Saina Sunilkumar for the sincere and exemplary effort to make the report successfully released in time. The support extended by Dr. Prasanth Mathur, Director NCDIR and team is thankfully appreciated and acknowledged.

**Dr. Satheesan Balasubramanian**

DIRECTOR

It is with great pleasure that we are publishing the report of Hospital Based Cancer registry (HBCR) for the year 2018 & it is our 9th report. The Hospital Based Cancer Registry has been started since 2010 as per the standards and norms prescribed by the National Cancer Registry Programme (NCRP) of the Indian Council of Medical Research (ICMR). From January 2017, the National Cancer Registry Programme (NCRP)-National Centre for Disease Informatics and Research (NCDIR) - Indian Council of Medical Research (ICMR) sanctioned the project “Hospital Based Cancer Registry and Patterns of Care and Survival Studies on Cancer Breast, Cancer Cervix and Head and Neck Cancers” at our Institute and thus we became a part of NCRP network.

HBCR helps to assess quality of hospital care and cancer services in covered area and to describe length and quality of survival in relation to anatomical site, clinical stage and aspects of types of treatment and to undertake epidemiological research through short term case control studies.

I express my heartfelt thanks to our Director, who has trusted us, stood as a strong pillar & extended his full support. Lastly, the registry team needs to be appreciated, and who have performed their duties with dedication & sincerity in collecting and processing the data on which this report is based.

Sincerely,

**Dr.Saina Sunilkumar**

Principal investigator  
Hospital Based Cancer Registries-Data  
Management Software



# TABLE OF CONTENTS

Sl. No	Contents	Page No
<b>I</b>	<b>Introduction</b>	<b>07</b>
	Organisation	07
	Departments & Divisions	09
	Department of Cancer Registry	11
	Hospital Based Cancer Registry	11
	National Cancer Registry Programme	13
<b>II</b>	<b>Summary</b>	<b>14</b>
	Patterns of Patient Registration	14
	Summary of Results	15
	Leading site of cancers	15
	Tobacco Related Cancers	17
<b>III</b>	<b>Diagnostic, Clinical &amp; Demographic Details</b>	<b>19</b>
<b>IV</b>	<b>Detailed Information- NCRP-ICMR</b>	<b>27</b>
<b>V</b>	<b>Detailed information-MCC</b>	<b>57</b>
	New/Old cases	58
	Systemwise cancers	58
	Habits & Systemwise Cancer	59
<b>VI</b>	<b>Ten Leading Cancers-irrespective of Sex</b>	<b>60</b>
	Breast	60
	Lung	64
	Mouth	68
	NHL	72
	Stomach	75
	Rectum	78
	Tongue	82
	Colon	85
	Ovary	89
	Cervix	92
<b>VII</b>	<b>References</b>	<b>96</b>



## INTRODUCTION

Malabar Cancer Centre, Thalassery (MCC) is an autonomous institution under Health and Family Welfare Department, Government of Kerala, started with an aim to establish a comprehensive cancer centre, providing the much-required oncology care to the population of Northern region of Kerala and neighbouring parts of Karnataka and Tamilnadu states and Union Territory of Pondicherry(Mahe). The centre, situated in a beautiful hill top in Kodyeri in Thalassery Municipality 5km away from town established in 2001. The main objective of the Centre is not only to provide comprehensive cancer care but also to develop as a Research and Training Centre of International standards. At present MCC has total bed strength of 200

with 170 in-patient beds. The institution is being developed as postgraduate institute of oncology sciences and research as per the resolution of 9th Governing body held at MCC. The control and management of the Centre are vested in the Governing Body consisting of 23 members with the Hon'ble Chief Minister of Kerala as the Chairman, Hon'ble Health Minister as Vice Chairman and Hon'ble Power Minister as Alternate Vice- Chairman. The routine activities and functions of the Centre are supervised by an Executive Committee, with the Secretary, Health & Family Welfare Department, being the Chairman of the Committee. The members in the Governing Body and Executive Committee are functioning by virtue of their official positions.

## ORGANISATION

Governing Body (GB): The Governing Body of the Society consists of 23 members.

1	<b>Chairman</b>	<b>Chief Minister of Kerala</b>
2	Vice-Chairman	Minister for Health & FW, Kerala
3	Alternate Vice-Chairman	Minister for Electricity, Kerala
4	Member	Secretary, Department of Finance, Kerala
5	Member	Secretary, Department of Power, Kerala
6	Member	District Medical Officer, Kannur
7	Member	Secretary, Department of Health & FW, Kerala
8	Member	An eminent Medical Scientist
9	Member	Secretary, Department of Science, Technology & Environment
10	Member	One nominee of the Ministry of Health, Government of India
11	Member	Principal, Medical College, Kozhikode
12	Member	Secretary- Planning & Economic Affairs Department, Kerala
13	Member	Director- Rajiv Gandhi Centre for Bio technology, Trivandrum
14	Member	Director of Medical Education, Directorate of Medical Education, Trivandrum



15	Member & Secretary to GB	Director, Malabar Cancer Centre, Thalassery
16	Member	M.L.A. of the Thalassery constituency
17	Member	President, District Panchayat, Kannur District
18	Member	Chairman, Thalassery Municipality, Thalassery
19	Member	A public man from North Malabar region (to be nominated by Government of Kerala)
20	Member	One Head of the department nominated from Malabar Cancer centre, Thalassery by the Government.
21	Member	One nominee of the Charitable Society established for rehabilitation and financial assistance for poor cancer patients
22	Member	Principal/Chief Executive Officer of Medical College, Pariyaram
23	Member	Director, Regional Cancer Centre, Trivandrum

## EXECUTIVE COMMITTEE

**Executive Committee (EC):** The Executive Committee shall be composed of;

1	Secretary, Health & Family Welfare Department	Chairman
2	Secretary, Finance Department	Member
3	Secretary, Planning and Economic Affairs Department	Member
4	Secretary, Power Department	Member
5	MLA of the Constituency in which MCC is situated	Member
6	Director of Medical Education	Member
7	Chairman, Thalassery Municipality	Member
8	Director, Regional Cancer Centre, Trivandrum	Member
9	Director, Cochin Cancer Centre and Research Centre, Kochi	Member
10	Director, Malabar Cancer Centre	Member/ Convenor

## DEPARTMENTS & DIVISION

Sl No	Name of the Department	Divisions under the Department
1.	Department of Radiation Oncology	<ul style="list-style-type: none"> <li>✓ Radiation Oncology Division</li> <li>✓ Radiation Physics Division</li> </ul>
2.	Department of Imageology	<ul style="list-style-type: none"> <li>✓ For administrative purpose, this Department presently will be under Department of Radiation Oncology</li> </ul>
3.	Department of Clinical Hematology and Medical Oncology	<ul style="list-style-type: none"> <li>✓ Clinical Hematology Division</li> <li>✓ Medical Oncology Division</li> <li>✓ Division of Medicine</li> <li>✓ Division of Pediatrics/Pediatric Oncology</li> </ul>
4.	Department of Respiratory Medicine and Critical Care	<ul style="list-style-type: none"> <li>✓ For administrative purpose, this Department presently will be under Department of Clinical Hematology and Medical Oncology</li> </ul>
5.	Department of Surgical Oncology	<ul style="list-style-type: none"> <li>✓ Surgical Oncology Division</li> <li>✓ Division of Rehabilitation Physiotherapy, Speech and Swallowing therapy</li> <li>✓ Division of Gynecology/Gynecologic Oncology</li> <li>✓ Clinical Nutrition and Dietetics</li> </ul>
6.	Department of Clinical Laboratory Services and Translational Research	<ul style="list-style-type: none"> <li>✓ Oncopathology Division</li> <li>✓ Molecular Oncology Division</li> <li>✓ Biochemistry Division</li> <li>✓ Microbiology Division</li> <li>✓ Blood Bank and Transfusion Medicine Division</li> <li>✓ Genetics Division(including Cytogenetics)</li> </ul>
7.	Department of Cancer Registry and Epidemiology	<ul style="list-style-type: none"> <li>✓ Cancer Registry and Epidemiology Division</li> <li>✓ Medical Records Division</li> <li>✓ Health Information Technology Division(Presently under Director)</li> <li>✓ Clinical Research and Biostatistics Division (Presently under Director)</li> </ul>
8.	Department of Community Oncology	<ul style="list-style-type: none"> <li>✓ Community Oncology Division</li> <li>✓ Tobacco Cessation Division</li> </ul>
9.	Department of Onco Anesthesiology	<ul style="list-style-type: none"> <li>✓ Onco Anesthesiology Division</li> </ul>
10.	Department of Cancer Palliative Medicine	<ul style="list-style-type: none"> <li>✓ Psycho-Oncology and Clinical Psychology Division</li> <li>✓ Home Care Services Division.</li> </ul>
11.	Department of Dentistry and Rehabilitation	<ul style="list-style-type: none"> <li>✓ Dentistry and Rehabilitation</li> </ul>

12.	Department of Engineering and Maintenance	✓ Engineering & Maintenance
13.	Department of General Administration	<ul style="list-style-type: none"> <li>✓ General Administration Division</li> <li>✓ Hospital Administration</li> <li>✓ Academic Division &amp; Library and Information Science</li> <li>✓ Public Relations and Clinical Services Division</li> <li>✓ Accounts Division</li> <li>✓ Purchase/Store Division &amp; Pharmacy</li> <li>✓ Human Resources and Establishment Division</li> <li>✓ Security Division</li> </ul>
14.	Department of Oncology Nursing	✓ Nursing Services Division

## DEPARTMENT OF CANCER REGISTRY AND EPIDEMIOLOGY

Department of Cancer Registry and Epidemiology was established in the year 2010 and started Hospital Based Cancer Registry partially supported by National Cancer Registry Programme (NCRP, ICMR), Bangalore. This is the 9<sup>th</sup> Annual report of Hospital Based Cancer Registry of 2018 that is published. Funded project of NCRP/ICMR, Patterns of Care & Survival Studies in Breast, Cervix & Head & Neck cancers started in 2014. Also launched Malabar Population Based Cancer Registry on 1st January 2014 in the districts of Kannur, Kasaragod & Mahe (Two States- Kerala & Pondicherry) and in 2018, expanded to five other neighbouring districts of Wayanad, Kozhikode, Malappuram, Thrissur and Palakkad.

<b>Cancer Registry Division</b>	
Dr. Saina Sunilkumar	Lecturer, HOD in charge
Smt. Bindu T	Lecturer in Biostatistics
Sri. .Ratheesan.K	Lecturer in Biostatistics
Sri. Prachith K S	Coding Clerk
Sheena E	Data Entry Operator
Nisha	Data Entry Operator
<b>HBCR Project Staff:</b>	
Sri. Nijin. P	Social Worker
Smt. Subina K	Data Entry Operator
<b>EMOR PROJECT Staff:</b>	
Sri. Michael Babu N B	Project Technical Officer
Smt. Sreya	Data Entry Operator

### **Cancer Registration [HBCR & PBCR]**

Cancer Registration is the process of systematically and continuously collecting information on malignant neoplasm reported. Broadly there are two types of cancer registries – Hospital Based (HBCR) and Population Based (PBCR). Cancer patterns vary not only throughout the world but also between different population Groups within the same country. Epidemiologic studies based on these help in knowing what are happening and what can be done about it. Cancer registries provide the needed information to undertake such investigations.

### **HOSPITAL BASED CANCER REGISTRY**

Hospital based cancer registries collect information of cancers reported in a given hospital, regardless of where that person with cancer resides. Hospital based registries help in assessing cancer patient care in a given hospital and aid in hospital administration including the individual hospital's cancer control programmes. Hospital registries help in planning and monitoring survival studies and clinical trials. Hospital registries contribute cases to the population based cancer registry in the area.

The cancer registry is an essential part of any rational Programme of cancer control. Its data can be used in a wide variety of areas of cancer control ranging from etiological research, through primary and secondary prevention to health-care planning and patient care, so benefiting both the individual and society. The main objective of the cancer registry is to collect and classify information on all cancer cases in order to produce statistics on the occurrence of cancer in a defined population and to provide a framework for assessing and controlling the impact of cancer on the community. The collection of information on cancer cases and the production of cancer statistics are only justified, however, if use is made of the data collected. Cancer registry information may be used in a multitude of areas, and the value of the data increases if comparability over time is maintained. Cancer epidemiologists use their knowledge of the distribution of cancer in human populations to search for determinants of the disease.

The primary purpose of Hospital Based Cancer Registries is to contribute to patient care by providing readily accessible information on the patients with cancer, the treatment received and its results. The data is also used for clinical research and for epidemiological purposes. Hospital based cancer registries are concerned with recording of information on the cancer patients seen in a particular hospital (Isabel dos Santos Silva et al, 1999). Within the hospital, a registry is often considered to be an integral part of the hospital's cancer Programme or health care delivery system.

## **FUNCTIONING OF HBCR**

The data abstraction and entry are done using the hospital files. The demographic data are collected and entered into the computer at the time of new patient registration at MCC and transfer to the core- pro forma of the National Cancer Registry Programme (NCRP) of Indian Council of Medical Research (ICMR). The data transfer of the ICMR Core pro forma- first part (demographic details) and second part (diagnostic treatment and follow up details) is entered using the ICMR software after retrieving case sheets from the MCC Medical Records division. All variables in the core pro forma except age and various dates are directly selected. The selection box contains all the codes along with their descriptions for each variable. Hence, this helps to avoid mistakes beyond the range of values for each variable. The selection box corresponding to the variable topography and morphology contains the third edition of international classification of diseases for oncology (ICD-O-3) and the international classification of diseases (ICD-10).

## **DATA PROCESSING ANALYSIS**

After abstraction, coding and data entry the data were sent to the coordinating unit of the NCRP of ICMR, Bangalore in an electronic format and the data was subjected to various range, consistency, unlikely combinations, and duplicate checks. Necessary corrections are done based on the error list of the cases sent by the coordinating unit and this report is generated.

## **ACTIVITIES**

### **Ongoing Projects:**

1. Hospital Based Cancer Registry (HBCR)
2. Population Based Cancer Registry (PBCR)
3. Patterns of Care & Survival Studies
4. Lifestyle and Cancer

# **NATIONAL CANCER REGISTRY PROGRAMME**

**(INDIAN COUNCIL OF MEDICAL RESEARCH)**

**T**he Indian Council of Medical Research initiated a network of cancer registries across the country under the National Cancer Registry Programme (NCRP) in December 1981. This move followed the recognition that there was an urgent need for strengthening the existing cancer registries and organization of new cancer registries in different regions of the country.

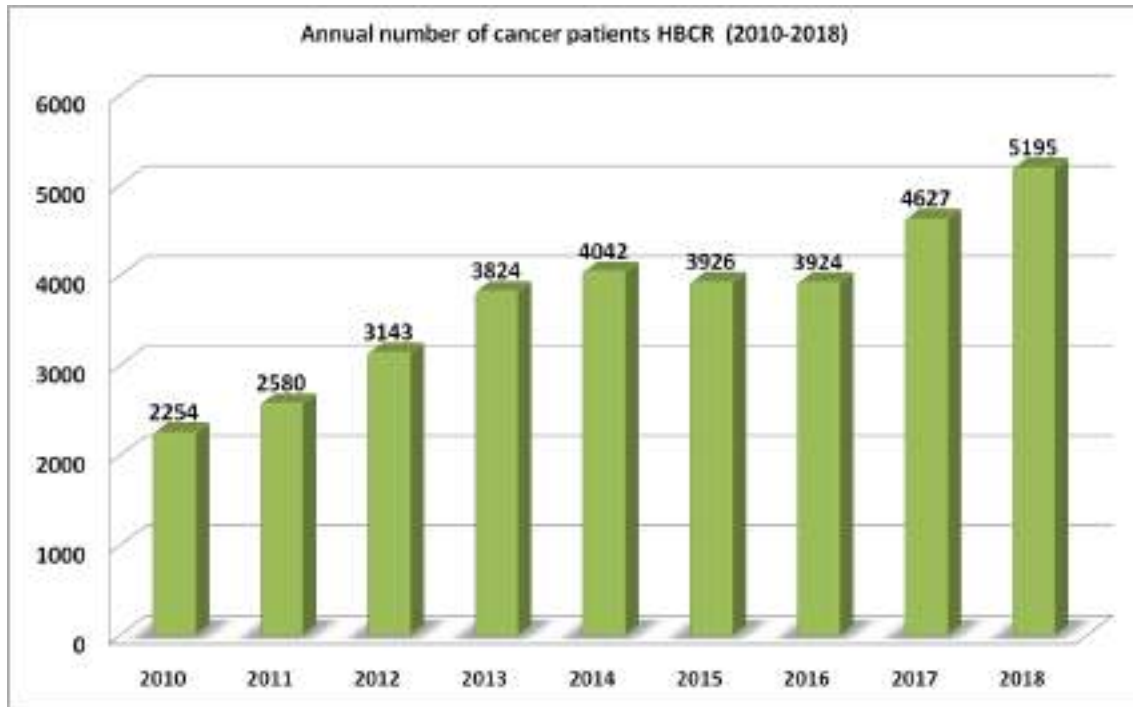
The Programme was commenced with the following objectives:

1. To generate reliable data on the magnitude and patterns of cancer – this would be based on morbidity and mortality rates including incidence rates according to gender, age and residence of the patient, anatomical site of cancer and proportion of histological type or microscopic confirmation for each site; pattern of different types of cancer according to relative proportions or ratios in various population sub-groups such as religion, language spoken, educational status; clinical stage of disease when patients come to hospital for treatment and where possible the nature of treatment received and outcome;
2. To undertake epidemiologic studies in the form of case control or cohort studies based on observations of registry data;
3. Provide research base for developing appropriate strategies to aid in National Cancer Control Programme; this would be in the form of planning, monitoring and evaluation of activities under this Programme;
4. Develop human resource in cancer registration and Epidemiology.

## Patterns of Patient Registration

patients registered	6972
Malignant	5195
Non malignant	1777

**Figure 1: Annual Number of Cancer patients, HBCR (2010-2018)**



**State/District wise distribution of cancer patients registered in 2018**

District	Patients	%
Kannur	2679	51.57%
Kozhikode	872	16.79%
Kasaragod	828	15.94%
Malappuram	310	5.97%
Wayanad	254	4.89%
Palakkad	117	2.25%
Thrissur	31	0.60%
Ernakulam	11	0.21%
Kollam	4	0.08%
Alappuzha	4	0.08%
Thiruvananthapuram	3	0.06%
Idukki	3	0.06%
Pathanamthitta	2	0.04%
Kottayam	2	0.04%

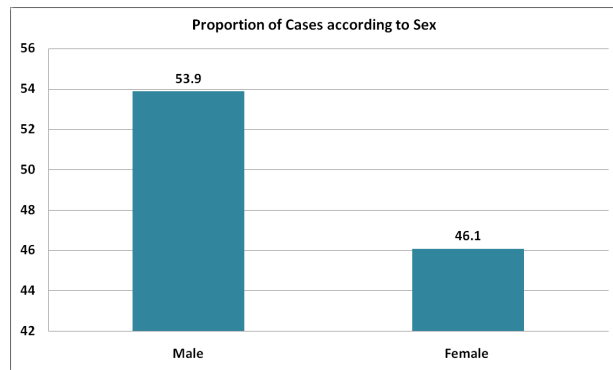
Other states	No.of patients
Puducherry	30
Tamilnadu	12
Karnataka	27
Goa	1
Bihar	1
West Bengal	4

## SUMMARY OF RESULTS

- A total of 6972 patients were registered at MCC during 2018 and among them 5195(74.5%) were malignant cases.
- Among 5195 malignant cases 2800(53.9%) were males and 2395(46.1%) were females.
- Among males lung cancer (20.4%) is the leading site of cancer followed by mouth cancer (6.6%)
- Among females breast cancer (32.4%) is the leading cancer followed by ovary cancer (6.6%)
- Proportion of tobacco related cancers (TRC) relative to all sites was 47.3% among males and 14.4% among females.
- TRC with respect to all sites lung cancer predominates in both males (20.4%) and females (4.3%).
- Children (0-14 years) constituted 1.3% of all cancers and leukemia (40% in boys & 40% in girls) was the predominant cancer in both genders.
- The systemwise leading cancer was digestive organ (704 , 64.9% in males and 380, 35.1% in females) followed by head and neck cancer (678, 68.2% in males and 316, 31.8% in females)

Number (#) and proportion(%) according to sex and sex ratio

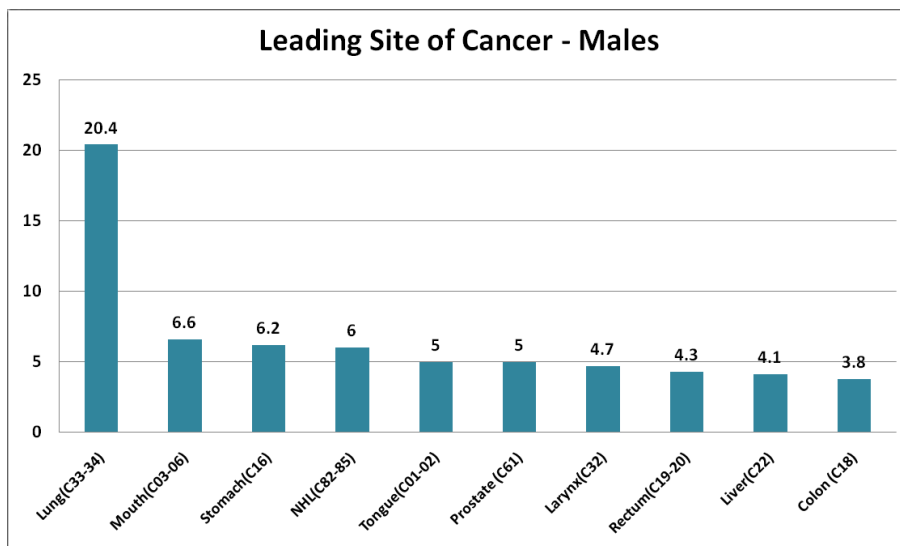
Male		Female		Sex Ratio	Total
#	%	#	%		
2800	53.9	2395	46.1	117	5195



### Rank, Number (#) and Relative Proportion(%) of Leading cancer among males

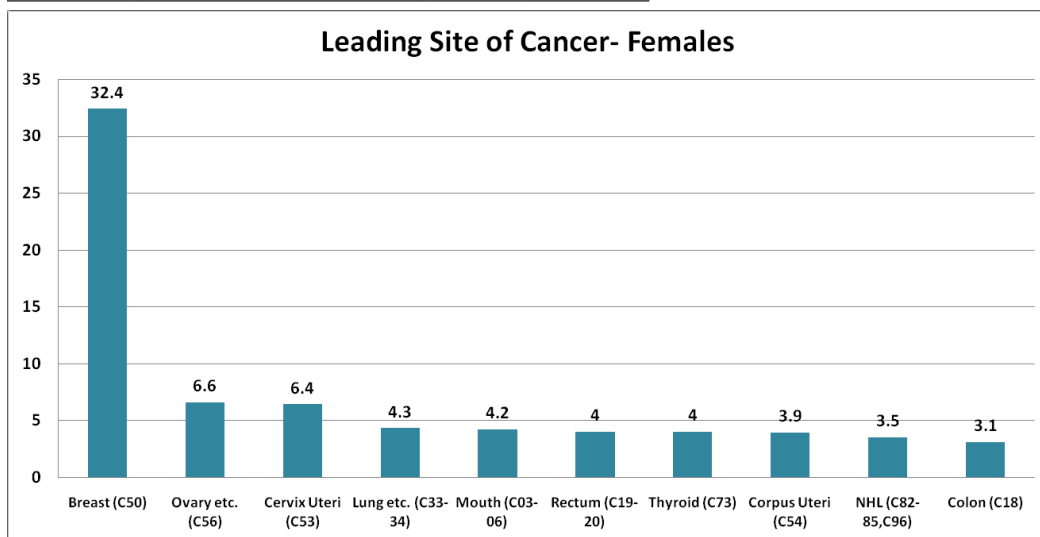
Rank	Sites(ICD 10)	#	%
1	Lung(C33-34)	570	20.4
2	Mouth(C03-06)	184	6.6
3	Stomach(C16)	174	6.2
4	NHL(C82-85)	167	6
5	Tongue(C01-02)	140	5
6	Prostate (C61)	139	5
7	Larynx(C32)	132	4.7
8	Rectum(C19-20)	121	4.3
9	Liver(C22)	116	4.1
10	Colon (C18)	106	3.8
	All Sites	2800	100





### Rank, Number (#) and Relative Proportion(%) of Leading cancer among Females

Rank	Sites (ICD 10)	#	%
1	Breast (C50)	775	32.4
2	Ovary etc. (C56)	157	6.6
3	Cervix Uteri (C53)	154	6.4
4	Lung etc. (C33-34)	103	4.3
5	Mouth (C03-06)	101	4.2
6	Rectum (C19-20)	95	4
7	Thyroid (C73)	95	4
8	Corpus Uteri (C54)	93	3.9
9	NHL (C82-85,C96)	83	3.5
10	Colon (C18)	75	3.1
	All Sites	2385	100




## Number and Proportions of Cancer by Broad age group

Broad Age group	Males		Females	
	#	%	#	%
00-14	35	1.2	30	1.3
15-34	121	4.3	135	5.6
35-64	1378	49.2	1553	64.8
65+	1266	45.2	677	28.3
Total	2800	100	2395	100

### Tobacco Related Cancers

**Number and proportion of cancers associated with use of tobacco relative to all sites of cancer**

Males			Females		
All sites	#	%	All sites	#	%
2800	1325	47.3	2395	344	14.4



**Number( # ) and Proportion( % ) of Tobacco Related Cancers(TRC) relative to all sites of cancer**

Sites of Cancer	Males		Females	
	#	%	#	%
Lip (C00)	8	0.3	9	0.4
Tongue (C01-02)	140	5	52	2.2
Mouth (C03-06)	184	6.6	101	4.2
Oropharynx (C10)	72	2.6	5	0.2
Hypopharynx (C12-13)	65	2.3	13	0.5
Pharynx (C14)	1	-	-	-
Oesophagus (C15)	90	3.2	43	1.8
Larynx (C32)	132	4.7	7	0.3
Lung (C33-34)	570	20.4	103	4.3
Urinary Bladder (C67)	63	2.2	11	0.5
TRC	1325	47.3	344	14.4
All Sites	2800	100	2395	100

**Number(#) and Proportion(%) of Specific sites of cancers among Tobacco Related Cancers(TRC)**

Sites of Cancer	Males		Females	
	#	%	#	%
Lip (C00)	8	0.6	9	2.6
Tongue (C01-02)	140	10.6	52	15.1
Mouth (C03-06)	184	13.9	101	29.4
Oropharynx (C10)	72	5.4	5	1.5
Hypopharynx (C12-13)	65	4.9	13	3.8
Pharynx (C14)	1	0.1	-	-
Oesophagus (C15)	90	6.8	43	12.5
Larynx (C32)	132	10	7	2
Lung (C33-34)	570	43	103	29.9
Urinary Bladder (C67)	63	4.8	11	3.2
TRC	1325	100	344	100

**Number(#) and Relative Proportion(%) of Tobacco Related Cancers by Five year age groups**

Sites of Cancer	Males		Females	
	#	%	#	%
20-24	2	0.2		
25-29	1	0.1	1	0.3
30-34	7	0.5	3	0.9
35-39	21	1.6	10	2.9
40-44	39	2.9	15	4.4
45-49	75	5.7	21	6.1
50-54	108	8.2	26	7.6
55-59	175	13.2	38	11
60-64	237	17.9	62	18
65-69	273	20.6	59	17.2
70-74	212	16	45	13.1
75+	175	13.2	64	18.6
All Ages	1325	100	344	100

**DIAGNOSTIC,  
CLINICAL AND  
DEMOGRAPHIC  
DETAILS**

**Number (#) and relative proportion (%) of cancers by different methods of diagnosis**

Method of diagnosis	Males		Females	
	#	%	#	%
Microscopic	2462	87.9	2219	92.7
All imaging Techniques	274	9.8	94	3.9
Clinical	9	0.3	16	0.7
Others	55	2	66	2.8
Total	2800	100	2395	100

**Number (#) and relative proportion (%) of cancers based on different types of microscopic diagnosis**

Types of Microscopic Diagnosis	Males		Females	
	#	%	#	%
Histology of Primary	2015	81.8	1885	84.9
Histology of Metastasis	48	1.9	27	1.2
Cytology of Primary	110	4.5	130	5.9
Cytology of Metastasis	80	3.2	33	1.5
Blood Film	88	3.6	49	2.2
Bone Marrow	121	4.9	95	4.3
Total	2462	100	2219	100

**Number(#) and Relative Proportion(%) of Cancers based on Different Types of Microscopic Diagnosis (Includes Non-Microscopic Cases)**

Types of Microscopic Diagnosis	Males		Females	
	#	%	#	%
Histology of Primary	2015	72	1885	78.7
Histology of Metastasis	48	1.7	27	1.1
Cytology of Primary	110	3.9	130	5.4
Cytology of Metastasis	80	2.9	33	1.4
Blood Film	88	3.1	49	2
Bone Marrow	121	4.3	95	4
Non Microscopic	338	12.1	176	7.3
Total	2800	100	2395	100

**Number (#) and Relative Proportion (%) of Cancer Patients according to Broad Groups of Treatment at Reporting Institution and/or elsewhere**

Treatment Groups	Males		Females	
	#	%	#	%
Prior Treatment only	479	17.1	451	18.8
Prior and treatment at RI	250	8.9	346	14.4
Treatment only at RI	1035	37	976	40.8
No treatment	1036	37	622	26
Total	2800	100	2395	100

**Number (#) and Relative Proportion (%) of Cancer Patients according to Clinical Extent Of Disease (Treatment Only at RI)**

Clinical Extent	Males		Females	
	#	%	#	%
Localised	216	20.9	288	29.5
Regional	400	38.6	398	40.8
Distant	283	27.3	183	18.8
Others	136	13.1	107	11.0
Total	1035	100	976	100

**Total Number of Cancer Patients Treated, Total Number of Treatment Procedures Performed and Procedures / Patient Ratio (Treatment Only at RI)**

	Total patients	Total procedures	Ratio
Males	1035	1509	1.5
Females	976	2076	2.1

**Number (#) and Relative proportion (%) of Patients according to Type of Treatment given (Treatment Only at RI)**

	Males		Females	
	#	%	#	%
Total patients	1035	100	976	100
<b>Specific treatments</b>				
Surgery(S)	95	9.2	87	8.9
Radiotherapy (R)	368	35.6	127	13
Chemotherapy (C)	157	15.2	148	15.2
S+R	48	4.6	40	4.1
S+C	37	3.6	74	7.6
R+C	211	20.4	118	12.1
S+R+C	79	7.6	92	9.4
Hormonotherapy	20	1.9	17	1.7
S+H			21	2.2
R+H	11	1.1	11	1.1
C+H	3	0.3	7	0.7
S+R+H			9	0.9
S+C+H			39	4
R+C+H	4	0.4	9	0.9
S+R+C+H			177	18.1
Others	2	0.2		
<b>Modality of Therapy</b>				
Single	640	61.8	379	38.8
Combination	393	38	597	61.2

**Number (#) and Relative Proportion (%) of Cancer Patients according to Any Specific Treatment relative to all Treatment Procedures (Treatment Only at RI)**

Treatments	Males		Females	
	#	%	#	%
Any Surgery	259	17.1	539	26
Any Radiotherapy	721	47.7	583	28.1
Any Chemotherapy	491	32.5	664	32
Any Hormonotherapy	38	2.5	290	14
Any others	2	0.1		
Total	1511	100	2076	100

**Number (#) and Relative proportion (%) of Type of Treatment according to  
Clinical Extent of Disease (Treatment Only at RI)**

**Localised**

	Males		Females	
	#	%	#	%
Surgery(S)	60	27.8	51	17.7
Radiotherapy (R)	62	28.7	36	12.5
Chemotherapy (C)	7	3.2	6	2.1
S+R	12	5.6	20	6.9
S+C	21	9.7	30	10.4
R+C	30	13.9	35	12.2
S+R+C	16	7.4	21	7.3
Hormonotherapy	4	1.9	4	1.4
S+H			13	4.5
R+H	4	1.9	1	0.3
C+H				
S+R+H			5	1.7
S+C+H			21	7.3
R+C+H				
S+R+C+H			45	15.6
Total	216	100	288	100



## Regional

	Males		Females	
	#	%	#	%
Surgery(S)	31	7.8	21	5.3
Radiotherapy (R)	144	36	48	12.1
Chemotherapy (C)	17	4.3	13	3.3
S+R	32	8	19	4.8
S+C	10	2.5	24	6
R+C	101	25.3	41	10.3
S+R+C	59	14.8	66	16.6
Hormonotherapy	3	0.8	5	1.3
S+H			8	2
R+H	2	0.5		
C+H			1	0.3
S+R+H			4	1
S+C+H			18	4.5
R+C+H	1	0.3	3	0.8
S+R+C+H			127	31.9
Total	400	100	398	100

## Distant

	Males		Females	
	#	%	#	%
Surgery(S)	3	1.1	9	4.9
Radiotherapy (R)	153	54.1	38	20.8
Chemotherapy (C)	37	13.1	51	27.9
S+R	4	1.4	1	0.5
S+C	4	1.4	19	10.4
R+C	55	19.4	27	14.8
S+R+C	3	1.1	4	2.2

Hormonotherapy	13	4.6	7	3.8
S+H				
R+H	5	1.8	10	5.5
C+H	3	1.1	6	3.3
S+R+H				
S+C+H				
R+C+H	3	1.1	6	3.3
S+R+C+H			5	2.7
Total	283	100	183	100

### CHILDHOOD CANCERS

#### Number (#) and Proportion (%) of Cancers in Childhood relative to all Cancers

Boys			Girls		
All cancers	#	%	All cancers	#	%
2800	35	1.3	2395	30	1.3

#### Number (#) and Proportion(%) of Childhood Cancers by Five-year Age Group

Age group	Boys		Girls		Total	
	#	%	#	%	#	%
00-04	14	40	9	30	23	35.4
05-09	11	31.4	14	46.7	25	38.5
10-14	10	28.6	7	23.3	17	26.2
All childhood cancers	35	100	30	100	65	100

**Number (#) and Relative Proportion(%) of Broad Types of Cancers in Childhood (0-14 years)**

Broad Type of cancers in childhood	Boys		Girls	
	#	%	#	%
LEUKAEMIAS	14	40	12	40
LYMPHOMAS & RETICULOENDOTHELIAL NEOP.	8	22.9	3	10
C.N.S & MISC. INTRACRANIAL & INTRASPINAL NEOP.	3	8.6	4	13.3
SYMPATHETIC NERVOUS SYSTEM TUMOURS	4	11.4	1	3.3
RETINOBLASTOMA			1	3.3
RENAL TUMOURS			2	6.7
HEPATIC TUMOURS	1	2.9		
MALIGNANT BONE TUMOURS	4	11.4	3	10
SOFT-TISSUE(S-T) SARCOMAS(S)			1	3.3
CARCINOMA & OTH MALIGNANT EPITHELIAL NEOP.			1	3.3
OTHER & UNSP. MALIGNANT NEOPLASMS			1	3.3
OTHERS (Not Classified)	1	2.9	1	3.3
<b>All Types</b>	<b>35</b>	<b>100</b>	<b>30</b>	<b>100</b>

**DETAILED INFORMATION  
NCRP-ICMR  
DIAGNOSTIC, CLINICAL  
AND DEMOGRAPHIC**



**NATIONAL CENTRE FOR DISEASE INFORMATICS AND RESEARCH  
NATIONAL CANCER REGISTRY PROGRAMME**

*(Indian Council of Medical Research)*

**Hospital Based Cancer Registry  
524 HBCR - Malabar Cancer Centre, Kannur**

Report Based on Year of Registration : 2018

**TABLE 1(a): Number of cancers by site (ICD-10) and Five Year Age Group - Males**

As on: 21/04/2021

ICD 10	Site	00-04	05-09	10-14	15-19	20-24	25-29	30-34	35-39	40-44	45-49	50-54	55-59	60-64	65-69	70-74	75+	Unk	Total	%
C00	Lip	-	-	-	-	-	-	-	-	-	1	1	1	-	2	1	2	-	8	0.3
C01-02	Tongue	-	-	-	-	-	-	2	8	12	21	16	13	16	22	13	17	-	140	5.0
C03-06	Mouth	-	-	-	-	-	-	1	5	10	19	16	21	29	26	32	25	-	184	6.6
C07-08	Salivary Gland	-	-	-	-	-	-	-	-	2	1	-	3	1	3	1	-	-	11	0.4
C09	Tonsil	-	-	-	-	-	-	-	-	-	-	1	1	-	2	1	1	-	6	0.2
C10	Oth. Oropharynx	-	-	-	-	-	-	-	-	-	3	11	12	7	19	11	9	-	72	2.6
C11	Nasopharynx	-	-	-	-	1	1	-	-	-	1	1	1	1	1	1	-	-	8	0.3
C12-13	Hypopharynx	-	-	-	-	-	-	-	1	1	1	4	5	13	17	17	6	-	65	2.3
C14	Pharynx Unspecified	-	-	-	-	-	-	-	-	-	-	-	-	1	-	-	-	-	1	0.0
C15	Oesophagus	-	-	-	-	-	1	-	1	2	6	5	13	18	16	13	15	-	90	3.2
C16	Stomach	-	-	-	-	1	1	3	3	2	8	16	19	28	27	27	39	-	174	6.2
C17	Small Intestine	-	-	-	-	-	-	1	-	-	1	1	2	-	2	-	-	-	7	0.2
C18	Colon	-	-	-	-	1	2	1	3	5	18	7	15	14	17	9	14	-	106	3.8
C19-20	Rectum	-	-	-	-	-	-	3	3	5	9	7	15	25	22	14	18	-	121	4.3
C21	Anus & Anal Canal	-	-	-	-	-	-	-	-	1	-	1	-	1	1	2	1	-	7	0.2
C22	Liver	1	-	-	-	-	1	-	2	2	6	15	7	18	25	19	20	-	116	4.1
C23-24	Gallbladder etc.	-	-	-	-	-	1	-	2	1	1	2	3	4	2	-	-	-	16	0.6
C25	Pancreas	-	-	-	-	-	-	-	-	3	2	5	8	13	17	3	6	-	57	2.0
C30-31	Nose, Sinuses etc.	-	-	-	-	-	-	-	1	-	2	3	1	1	2	1	3	-	14	0.5
C32	Larynx	-	-	-	-	-	-	1	2	3	6	11	18	20	27	28	16	-	132	4.7
C33-34	Lung etc.	-	-	-	-	1	-	2	4	9	17	41	85	116	132	90	73	-	570	20.4
C37-38	Other Thoracic Organs	-	-	-	2	-	-	-	-	-	-	1	2	-	1	1	-	-	7	0.2
C40-41	Bone	-	-	4	8	5	1	-	1	1	-	2	-	-	2	-	1	-	25	0.9
C43	Melanoma of Skin	-	-	-	-	-	1	-	-	2	-	4	3	7	6	7	6	-	36	1.3
C44	Other Skin	-	-	-	-	-	-	-	-	-	1	-	-	3	1	2	-	-	7	0.2
C45	Mesothelioma	-	-	-	-	-	-	-	-	-	-	-	-	-	-	-	-	-	-	-
C46	Kaposi Sarcoma	-	-	-	-	-	-	-	-	-	-	-	-	-	-	-	-	-	-	-
C47+C49	Conn. & Soft Tissue	-	-	-	1	1	3	1	3	2	5	5	2	5	3	1	-	-	32	1.1
C50	Breast	-	-	-	-	-	-	-	-	-	1	-	-	-	-	3	4	-	8	0.3
C60	Penis	-	-	-	-	-	-	-	-	2	-	1	1	2	1	3	4	-	14	0.5
C61	Prostate	-	-	-	-	-	-	-	-	1	2	6	12	22	26	38	32	-	139	5.0
C62	Testis	-	-	-	-	1	-	2	-	1	-	-	-	-	-	-	-	-	4	0.1
C63	Other Male Genital	-	-	-	-	-	-	-	-	-	-	-	-	-	-	-	-	-	-	-
C64	Kidney etc.	-	-	-	-	-	-	-	2	1	3	2	8	8	7	3	2	-	36	1.3
C65	Renal Pelvis	-	-	-	-	-	-	-	-	-	-	-	-	-	-	-	1	-	1	0.0
C66	Ureter	-	-	-	-	-	-	-	-	-	-	-	-	-	1	-	2	-	3	0.1
C67	Bladder	-	-	-	-	1	-	1	-	2	1	3	7	17	12	7	12	-	63	2.2
C68	Uns. Urinary Organs	-	-	-	-	-	-	-	-	-	-	-	-	-	-	-	-	-	-	-
C69	Eye	-	-	-	-	-	-	-	-	-	-	-	1	-	-	-	-	-	1	0.0
C70-72	Brain, Nervous System	3	2	-	-	2	2	5	5	4	4	5	6	2	5	3	4	-	52	1.9
C73	Thyroid	-	-	-	-	-	3	2	-	2	3	1	3	5	3	2	2	-	26	0.9
C74	Adrenal Gland	2	-	-	-	1	-	-	-	-	-	-	-	1	-	-	-	-	4	0.1
C81	Hodgkins Disease	-	1	2	1	2	4	1	3	-	2	3	1	1	3	-	2	-	26	0.9
C82-85.C96	NHL	2	2	2	6	4	5	7	7	17	12	22	19	23	18	13	8	-	167	6.0
C88	Malig Imn.Prol D	-	-	-	-	-	-	-	-	-	1	-	-	-	-	-	-	-	1	0.0
C90	Multiple Myeloma	-	-	-	-	-	-	-	3	3	5	10	9	16	21	8	9	-	84	3.0
C91	Lymphoid Leuk.	4	4	2	4	3	2	-	1	2	1	-	2	3	1	2	3	-	34	1.2
C92-94	Myeloid Leukaemia	2	2	-	1	2	4	5	1	5	5	9	6	7	6	2	5	-	62	2.2
C95	Leukaemia Uns	-	-	-	-	-	1	-	-	-	-	-	-	-	-	-	-	-	1	0.0
O&U	Other and Uns	-	-	-	-	-	-	1	-	1	4	8	10	11	9	7	11	-	62	2.2
	<b>All Sites</b>	<b>14</b>	<b>11</b>	<b>10</b>	<b>23</b>	<b>26</b>	<b>33</b>	<b>39</b>	<b>61</b>	<b>104</b>	<b>173</b>	<b>246</b>	<b>335</b>	<b>459</b>	<b>508</b>	<b>385</b>	<b>373</b>	<b>-</b>	<b>2800</b>	<b>100.0</b>

O & U : C26, C39, C48, C75, C76, C77, C78, C79, C80, C97



**NATIONAL CENTRE FOR DISEASE INFORMATICS AND RESEARCH  
NATIONAL CANCER REGISTRY PROGRAMME**

*(Indian Council of Medical Research)*

**Hospital Based Cancer Registry  
524 HBCR - Malabar Cancer Centre, Kannur**

Report Based on Year of Registration : 2018

**TABLE 1(b): Number of cancers by site (ICD-10) and Five Year Age Group - Females**

As on: 21/04/2021

ICD 10	Site	00-04	05-09	10-14	15-19	20-24	25-29	30-34	35-39	40-44	45-49	50-54	55-59	60-64	65-69	70-74	75+	Unk	Total	%
C00	Lip	-	-	-	-	-	-	-	-	1	-	1	1	2	2	1	1	-	9	0.4
C01-02	Tongue	-	-	-	1	-	-	-	1	3	2	9	6	7	4	3	16	-	52	2.2
C03-06	Mouth	-	-	-	-	-	-	1	1	4	7	8	10	18	17	14	21	-	101	4.2
C07-08	Salivary Gland	-	-	-	-	-	2	-	2	1	-	1	-	-	1	2	1	-	10	0.4
C09	Tonsil	-	-	-	-	-	-	-	-	-	-	-	-	-	-	-	-	-	-	-
C10	Oth. Oropharynx	-	-	-	-	-	-	-	1	-	-	-	-	2	-	1	1	-	5	0.2
C11	Nasopharynx	-	-	-	-	-	-	1	-	1	-	-	-	1	-	1	1	-	5	0.2
C12-13	Hypopharynx	-	-	-	-	-	-	-	-	-	-	1	2	4	4	1	1	-	13	0.5
C14	Pharynx Unspecified	-	-	-	-	-	-	-	-	-	-	-	-	-	-	-	-	-	-	-
C15	Oesophagus	-	-	-	-	-	-	-	2	1	1	2	3	6	10	7	11	-	43	1.8
C16	Stomach	-	-	-	-	2	-	1	4	2	1	3	6	8	9	6	13	-	55	2.3
C17	Small Intestine	-	-	-	-	-	-	-	-	1	-	2	-	1	1	-	2	-	7	0.3
C18	Colon	-	-	-	1	1	1	-	2	7	5	10	6	11	17	7	7	-	75	3.1
C19-20	Rectum	-	-	-	-	-	2	1	2	2	11	8	13	13	11	14	18	-	95	4.0
C21	Anus & Anal Canal	-	-	-	-	-	-	-	-	-	-	1	-	-	-	1	1	-	3	0.1
C22	Liver	-	-	-	-	-	-	-	-	4	3	6	1	3	4	6	7	-	34	1.4
C23-24	Gallbladder etc.	-	-	-	-	-	-	-	-	-	3	3	3	2	3	5	2	-	21	0.9
C25	Pancreas	-	-	-	-	-	-	-	3	3	1	5	8	7	7	4	4	-	42	1.8
C30-31	Nose, Sinuses etc.	-	1	-	-	-	1	-	-	1	-	-	2	1	-	-	3	-	9	0.4
C32	Larynx	-	-	-	-	-	1	-	-	-	2	-	1	2	-	1	-	-	7	0.3
C33-34	Lung etc.	-	-	-	-	-	-	2	4	6	8	5	12	21	20	14	11	-	103	4.3
C37-38	Other Thoracic Organs	-	-	-	-	-	1	-	-	1	-	-	-	1	-	-	-	-	3	0.1
C40-41	Bone	-	1	2	4	-	-	1	-	1	3	2	2	-	1	-	-	-	17	0.7
C43	Melanoma of Skin	-	-	-	-	-	-	-	1	-	2	3	3	3	3	5	10	-	30	1.3
C44	Other Skin	-	1	-	-	-	-	-	2	-	-	-	1	-	-	-	3	-	7	0.3
C45	Mesothelioma	-	-	-	-	-	-	-	-	-	-	-	-	-	-	-	-	-	-	-
C46	Kaposi Sarcoma	-	-	-	-	-	-	-	-	-	-	-	-	-	-	-	-	-	-	-
C47+C49	Conn. & Soft Tissue	1	-	-	1	-	2	1	3	1	3	2	1	5	1	1	1	-	23	1.0
C50	Breast	-	-	-	-	3	9	26	66	103	125	116	119	91	54	27	36	-	775	32.4
C51	Vulva	-	-	-	-	-	-	-	-	-	-	-	-	2	-	1	2	-	5	0.2
C52	Vagina	-	-	-	-	-	-	-	-	-	-	2	2	4	-	-	-	-	8	0.3
C53	Cervix Uteri	-	-	-	-	-	1	1	5	6	25	19	27	26	18	11	15	-	154	6.4
C54	Corpus Uteri	-	-	-	-	-	1	3	2	3	12	15	22	16	10	5	4	-	93	3.9
C55	Uterus Unspecified	-	-	-	-	-	-	1	-	2	1	-	-	1	-	1	-	-	6	0.3
C56	Ovary etc.	-	-	-	-	1	2	3	10	5	23	26	24	21	21	10	11	-	157	6.6
C57	Other Female Genital	-	-	-	-	-	-	-	-	-	1	1	-	-	-	-	-	-	2	0.1
C58	Placenta	-	-	-	-	1	-	-	-	-	-	-	-	-	-	-	-	-	1	0.0
C64	Kidney etc.	1	2	-	-	-	-	-	1	1	-	1	-	2	3	-	3	-	14	0.6
C65	Renal Pelvis	-	-	-	-	-	-	-	-	-	-	-	-	1	-	-	-	-	1	0.0
C66	Ureter	-	-	-	-	-	-	-	-	-	-	1	-	-	-	-	-	-	1	0.0
C67	Bladder	-	-	-	-	-	-	-	1	-	1	-	3	-	1	3	2	-	11	0.5
C68	Uns.Urinary Organs	-	-	-	-	-	-	-	-	-	-	-	-	-	-	-	-	-	-	-
C69	Eye	1	-	-	-	-	-	1	-	-	-	-	-	-	1	-	-	-	3	0.1
C70-72	Brain, Nervous System	1	-	2	1	1	1	3	7	3	3	5	2	1	-	2	1	-	33	1.4
C73	Thyroid	-	-	-	2	2	8	7	9	6	18	8	8	5	10	4	8	-	95	4.0
C74	Adrenal Gland	-	-	-	-	-	-	-	-	-	-	-	-	1	-	-	-	-	1	0.0
C81	Hodgkins Disease	-	-	2	1	1	2	1	-	-	-	1	1	2	2	-	1	-	14	0.6
C82-85,C96	NHL	-	1	-	2	2	2	1	5	5	7	11	15	10	8	5	9	-	83	3.5
C88	Malign.Imn.Prol D	-	-	-	-	-	-	-	-	-	-	-	-	-	-	-	-	-	-	-
C90	Multiple Myeloma	-	-	-	-	-	-	1	3	2	5	4	11	13	7	7	3	-	56	2.3
C91	Lymphoid Leuk.	3	4	1	-	1	1	1	1	-	2	-	1	-	1	1	3	-	20	0.8
C92-94	Myeloid Leukaemia	2	3	-	1	5	2	5	2	6	5	6	4	12	5	1	2	-	61	2.5
C95	Leukaemia Uns	-	-	-	-	-	-	-	-	-	-	1	-	-	1	1	-	-	3	0.1
O&U	Other and Uns	-	1	-	-	-	-	-	2	-	2	4	4	4	3	3	6	-	29	1.2
	<b>All Sites</b>	<b>9</b>	<b>14</b>	<b>7</b>	<b>14</b>	<b>20</b>	<b>39</b>	<b>62</b>	<b>142</b>	<b>182</b>	<b>282</b>	<b>293</b>	<b>324</b>	<b>330</b>	<b>260</b>	<b>176</b>	<b>241</b>	<b>-</b>	<b>2395</b>	<b>100.0</b>

O & U : C26, C39, C48, C75, C76, C77, C78, C79, C80, C97



**NATIONAL CENTRE FOR DISEASE INFORMATICS AND RESEARCH  
NATIONAL CANCER REGISTRY PROGRAMME**

*(Indian Council of Medical Research)*

**Hospital Based Cancer Registry  
524 HBCR - Malabar Cancer Centre, Kannur**

Report Based on Year of Registration : 2018

**TABLE 2(a): Number(#) and Proportion(%) of cancers by site (ICD-10) and Method of Diagnosis - Males**

As on: 21/04/2021

ICD 10	Site Name	Microscopic		X-Ray / Imaging		Clinical		Others		Unknown		Total	
		#	%	#	%	#	%	#	%	#	%	#	%
C00	Lip	8	100.0	-	-	-	-	-	-	-	-	8	100.0
C01-02	Tongue	139	99.3	-	-	-	-	1	0.7	-	-	140	100.0
C03-06	Mouth	177	96.2	1	0.5	3	1.6	3	1.6	-	-	184	100.0
C07-08	Salivary Gland	11	100.0	-	-	-	-	-	-	-	-	11	100.0
C09	Tonsil	6	100.0	-	-	-	-	-	-	-	-	6	100.0
C10	Oth. Oropharynx	70	97.2	2	2.8	-	-	-	-	-	-	72	100.0
C11	Nasopharynx	6	75.0	-	-	-	-	2	25.0	-	-	8	100.0
C12-13	Hypopharynx	62	95.4	1	1.5	1	1.5	1	1.5	-	-	65	100.0
C14	Pharynx Unspecified	1	100.0	-	-	-	-	-	-	-	-	1	100.0
C15	Oesophagus	85	94.4	1	1.1	-	-	4	4.4	-	-	90	100.0
C16	Stomach	152	87.4	16	9.2	2	1.1	4	2.3	-	-	174	100.0
C17	Small Intestine	6	85.7	-	-	-	-	1	14.3	-	-	7	100.0
C18	Colon	92	86.8	6	5.7	-	-	8	7.5	-	-	106	100.0
C19-20	Rectum	108	89.3	7	5.8	-	-	6	5.0	-	-	121	100.0
C21	Anus & Anal Canal	7	100.0	-	-	-	-	-	-	-	-	7	100.0
C22	Liver	35	30.2	80	69.0	-	-	1	0.9	-	-	116	100.0
C23-24	Gallbladder etc.	16	100.0	-	-	-	-	-	-	-	-	16	100.0
C25	Pancreas	30	52.6	19	33.3	2	3.5	6	10.5	-	-	57	100.0
C30-31	Nose, Sinuses etc.	13	92.9	-	-	-	-	1	7.1	-	-	14	100.0
C32	Larynx	126	95.5	2	1.5	1	0.8	3	2.3	-	-	132	100.0
C33-34	Lung etc.	470	82.5	97	17.0	-	-	3	0.5	-	-	570	100.0
C37-38	Other Thoracic Organs	7	100.0	-	-	-	-	-	-	-	-	7	100.0
C40-41	Bone	25	100.0	-	-	-	-	-	-	-	-	25	100.0
C43	Melanoma of Skin	36	100.0	-	-	-	-	-	-	-	-	36	100.0
C44	Other Skin	7	100.0	-	-	-	-	-	-	-	-	7	100.0
C45	Mesothelioma	-	-	-	-	-	-	-	-	-	-	-	-
C46	Kaposi Sarcoma	-	-	-	-	-	-	-	-	-	-	-	-
C47+C49	Conn. & Soft Tissue	32	100.0	-	-	-	-	-	-	-	-	32	100.0
C50	Breast	8	100.0	-	-	-	-	-	-	-	-	8	100.0
C51	Vulva	-	-	-	-	-	-	-	-	-	-	-	-
C52	Vagina	-	-	-	-	-	-	-	-	-	-	-	-
C53	Cervix Uteri	-	-	-	-	-	-	-	-	-	-	-	-
C54	Corpus Uteri	-	-	-	-	-	-	-	-	-	-	-	-
C55	Uterus Unspecified	-	-	-	-	-	-	-	-	-	-	-	-
C56	Ovary etc.	-	-	-	-	-	-	-	-	-	-	-	-
C57	Other Female Genital	-	-	-	-	-	-	-	-	-	-	-	-
C58	Placenta	-	-	-	-	-	-	-	-	-	-	-	-
C60	Penis	14	100.0	-	-	-	-	-	-	-	-	14	100.0
C61	Prostate	129	92.8	4	2.9	-	-	6	4.3	-	-	139	100.0
C62	Testis	4	100.0	-	-	-	-	-	-	-	-	4	100.0
C63	Other Male Genital	-	-	-	-	-	-	-	-	-	-	-	-
C64	Kidney etc.	31	86.1	5	13.9	-	-	-	-	-	-	36	100.0
C65	Renal Pelvis	1	100.0	-	-	-	-	-	-	-	-	1	100.0
C66	Ureter	2	66.7	1	33.3	-	-	-	-	-	-	3	100.0
C67	Bladder	58	92.1	4	6.3	-	-	1	1.6	-	-	63	100.0
C68	Uns.Urinary Organs	-	-	-	-	-	-	-	-	-	-	-	-
C69	Eye	1	100.0	-	-	-	-	-	-	-	-	1	100.0
C70-72	Brain, Nervous System	39	75.0	10	19.2	-	-	3	5.8	-	-	52	100.0
C73	Thyroid	26	100.0	-	-	-	-	-	-	-	-	26	100.0
C74	Adrenal Gland	4	100.0	-	-	-	-	-	-	-	-	4	100.0
C81	Hodgkins Disease	26	100.0	-	-	-	-	-	-	-	-	26	100.0
C82-85,C96	NHL	167	100.0	-	-	-	-	-	-	-	-	167	100.0
C88	Malig Imn.Prol D	1	100.0	-	-	-	-	-	-	-	-	1	100.0
C90	Multiple Myeloma	84	100.0	-	-	-	-	-	-	-	-	84	100.0
C91	Lymphoid Leuk.	34	100.0	-	-	-	-	-	-	-	-	34	100.0
C92-94	Myeloid Leukaemia	62	100.0	-	-	-	-	-	-	-	-	62	100.0
C95	Leukaemia Uns	1	100.0	-	-	-	-	-	-	-	-	1	100.0
O&U	Other and Uns	43	69.4	18	29.0	-	-	1	1.6	-	-	62	100.0
	<b>All Sites</b>	<b>2462</b>	<b>87.9</b>	<b>274</b>	<b>9.8</b>	<b>9</b>	<b>0.3</b>	<b>55</b>	<b>2.0</b>	-	-	<b>2800</b>	<b>100.0</b>

O & U : C26, C39, C48, C75, C76, C77, C78, C79, C80, C97



**NATIONAL CENTRE FOR DISEASE INFORMATICS AND RESEARCH  
NATIONAL CANCER REGISTRY PROGRAMME**

*(Indian Council of Medical Research)*

**Hospital Based Cancer Registry**

**524 HBCR - Malabar Cancer Centre, Kannur**

Report Based on Year of Registration : 2018

**TABLE 2(b): Number(#) and Proportion(%) of cancers by site (ICD-10) and Method of Diagnosis - Females**

As on: 21/04/2021

ICD 10	Site Name	Microscopic		X-Ray / Imaging		Clinical		Others		Unknown		Total	
		#	%	#	%	#	%	#	%	#	%	#	%
C00	Lip	9	100.0	-	-	-	-	-	-	-	-	9	100.0
C01-02	Tongue	52	100.0	-	-	-	-	-	-	-	-	52	100.0
C03-06	Mouth	100	99.0	-	-	1	1.0	-	-	-	-	101	100.0
C07-08	Salivary Gland	10	100.0	-	-	-	-	-	-	-	-	10	100.0
C09	Tonsil	-	-	-	-	-	-	-	-	-	-	-	-
C10	Oth. Oropharynx	5	100.0	-	-	-	-	-	-	-	-	5	100.0
C11	Nasopharynx	5	100.0	-	-	-	-	-	-	-	-	5	100.0
C12-13	Hypopharynx	12	92.3	-	-	-	-	1	7.7	-	-	13	100.0
C14	Pharynx Unspecified	-	-	-	-	-	-	-	-	-	-	-	-
C15	Oesophagus	41	95.3	-	-	-	-	2	4.7	-	-	43	100.0
C16	Stomach	50	90.9	5	9.1	-	-	-	-	-	-	55	100.0
C17	Small Intestine	6	85.7	1	14.3	-	-	-	-	-	-	7	100.0
C18	Colon	66	88.0	3	4.0	1	1.3	5	6.7	-	-	75	100.0
C19-20	Rectum	90	94.7	1	1.1	-	-	4	4.2	-	-	95	100.0
C21	Anus & Anal Canal	3	100.0	-	-	-	-	-	-	-	-	3	100.0
C22	Liver	15	44.1	18	52.9	-	-	1	2.9	-	-	34	100.0
C23-24	Gallbladder etc.	12	57.1	8	38.1	1	4.8	-	-	-	-	21	100.0
C25	Pancreas	30	71.4	10	23.8	1	2.4	1	2.4	-	-	42	100.0
C30-31	Nose, Sinuses etc.	9	100.0	-	-	-	-	-	-	-	-	9	100.0
C32	Larynx	7	100.0	-	-	-	-	-	-	-	-	7	100.0
C33-34	Lung etc.	84	81.6	15	14.6	-	-	4	3.9	-	-	103	100.0
C37-38	Other Thoracic Organs	3	100.0	-	-	-	-	-	-	-	-	3	100.0
C40-41	Bone	17	100.0	-	-	-	-	-	-	-	-	17	100.0
C43	Melanoma of Skin	29	96.7	1	3.3	-	-	-	-	-	-	30	100.0
C44	Other Skin	7	100.0	-	-	-	-	-	-	-	-	7	100.0
C45	Mesothelioma	-	-	-	-	-	-	-	-	-	-	-	-
C46	Kaposi Sarcoma	-	-	-	-	-	-	-	-	-	-	-	-
C47+C49	Conn. & Soft Tissue	23	100.0	-	-	-	-	-	-	-	-	23	100.0
C50	Breast	745	96.1	2	0.3	6	0.8	22	2.8	-	-	775	100.0
C51	Vulva	5	100.0	-	-	-	-	-	-	-	-	5	100.0
C52	Vagina	8	100.0	-	-	-	-	-	-	-	-	8	100.0
C53	Cervix Uteri	149	96.8	2	1.3	-	-	3	1.9	-	-	154	100.0
C54	Corpus Uteri	93	100.0	-	-	-	-	-	-	-	-	93	100.0
C55	Uterus Unspecified	6	100.0	-	-	-	-	-	-	-	-	6	100.0
C56	Ovary etc.	123	78.3	10	6.4	3	1.9	21	13.4	-	-	157	100.0
C57	Other Female Genital	2	100.0	-	-	-	-	-	-	-	-	2	100.0
C58	Placenta	-	-	1	100.0	-	-	-	-	-	-	1	100.0
C60	Penis	-	-	-	-	-	-	-	-	-	-	-	-
C61	Prostate	-	-	-	-	-	-	-	-	-	-	-	-
C62	Testis	-	-	-	-	-	-	-	-	-	-	-	-
C63	Other Male Genital	-	-	-	-	-	-	-	-	-	-	-	-
C64	Kidney etc.	12	85.7	2	14.3	-	-	-	-	-	-	14	100.0
C65	Renal Pelvis	1	100.0	-	-	-	-	-	-	-	-	1	100.0
C66	Ureter	1	100.0	-	-	-	-	-	-	-	-	1	100.0
C67	Bladder	10	90.9	-	-	-	-	1	9.1	-	-	11	100.0
C68	Uns. Urinary Organs	-	-	-	-	-	-	-	-	-	-	-	-
C69	Eye	3	100.0	-	-	-	-	-	-	-	-	3	100.0
C70-72	Brain, Nervous System	28	84.8	5	15.2	-	-	-	-	-	-	33	100.0
C73	Thyroid	93	97.9	-	-	2	2.1	-	-	-	-	95	100.0
C74	Adrenal Gland	1	100.0	-	-	-	-	-	-	-	-	1	100.0
C81	Hodgkins Disease	14	100.0	-	-	-	-	-	-	-	-	14	100.0
C82-85,C96	NHL	83	100.0	-	-	-	-	-	-	-	-	83	100.0
C88	Malig Imn.Prol D	-	-	-	-	-	-	-	-	-	-	-	-
C90	Multiple Myeloma	56	100.0	-	-	-	-	-	-	-	-	56	100.0
C91	Lymphoid Leuk.	20	100.0	-	-	-	-	-	-	-	-	20	100.0
C92-94	Myeloid Leukaemia	61	100.0	-	-	-	-	-	-	-	-	61	100.0
C95	Leukaemia Uns	3	100.0	-	-	-	-	-	-	-	-	3	100.0
O&U	Other and Uns	17	58.6	10	34.5	1	3.4	1	3.4	-	-	29	100.0
	<b>All Sites</b>	<b>2219</b>	<b>92.7</b>	<b>94</b>	<b>3.9</b>	<b>16</b>	<b>0.7</b>	<b>66</b>	<b>2.8</b>	-	-	<b>2395</b>	<b>100.0</b>

O & U : C26, C39, C48, C75, C76, C77, C78, C79, C80, C97



**NATIONAL CENTRE FOR DISEASE INFORMATICS AND RESEARCH  
NATIONAL CANCER REGISTRY PROGRAMME**

*(Indian Council of Medical Research)*

**Hospital Based Cancer Registry**

**524 HBCR - Malabar Cancer Centre, Kannur**

Report Based on Year of Registration : 2018

**TABLE 3(a): Number(#) and Proportion(%) of cancers by site (ICD-10) and Detailed Microscopic Diagnosis - Males**

As on: 23/07/2021

ICD 10	Site	Histology of Primary		Histology of Secondary		Cytology of Primary		Cytology of Metastasis		Blood Film		Bone Marrow		Total	
		#	%	#	%	#	%	#	%	#	%	#	%	#	%
C00	Lip	8	100.0	-	-	-	-	-	-	-	-	-	-	8	100.0
C01-02	Tongue	137	98.6	-	-	2	1.4	-	-	-	-	-	-	139	100.0
C03-06	Mouth	175	98.9	-	-	2	1.1	-	-	-	-	-	-	177	100.0
C07-08	Salivary Gland	11	100.0	-	-	-	-	-	-	-	-	-	-	11	100.0
C09	Tonsil	6	100.0	-	-	-	-	-	-	-	-	-	-	6	100.0
C10	Oth. Oropharynx	66	94.3	-	-	-	-	4	5.7	-	-	-	-	70	100.0
C11	Nasopharynx	5	83.3	-	-	-	-	1	16.7	-	-	-	-	6	100.0
C12-13	Hypopharynx	58	93.5	-	-	2	3.2	2	3.2	-	-	-	-	62	100.0
C14	Pharynx Unspecified	1	100.0	-	-	-	-	-	-	-	-	-	-	1	100.0
C15	Oesophagus	83	97.6	-	-	1	1.2	1	1.2	-	-	-	-	85	100.0
C16	Stomach	148	97.4	1	0.7	2	1.3	1	0.7	-	-	-	-	152	100.0
C17	Small Intestine	6	100.0	-	-	-	-	-	-	-	-	-	-	6	100.0
C18	Colon	89	96.7	-	-	2	2.2	1	1.1	-	-	-	-	92	100.0
C19-20	Rectum	106	98.1	1	0.9	1	0.9	-	-	-	-	-	-	108	100.0
C21	Anus & Anal Canal	7	100.0	-	-	-	-	-	-	-	-	-	-	7	100.0
C22	Liver	31	88.6	1	2.9	1	2.9	2	5.7	-	-	-	-	35	100.0
C23-24	Gallbladder etc.	15	93.8	-	-	1	6.2	-	-	-	-	-	-	16	100.0
C25	Pancreas	19	63.3	2	6.7	6	20.0	3	10.0	-	-	-	-	30	100.0
C30-31	Nose, Sinuses etc.	12	92.3	-	-	1	7.7	-	-	-	-	-	-	13	100.0
C32	Larynx	117	92.9	-	-	7	5.6	2	1.6	-	-	-	-	126	100.0
C33-34	Lung etc.	387	82.3	20	4.3	31	6.6	32	6.8	-	-	-	-	470	100.0
C37-38	Other Thoracic Organs	6	85.7	-	-	-	-	1	14.3	-	-	-	-	7	100.0
C40-41	Bone	24	96.0	-	-	1	4.0	-	-	-	-	-	-	25	100.0
C43	Melanoma of Skin	34	94.4	-	-	2	5.6	-	-	-	-	-	-	36	100.0
C44	Other Skin	7	100.0	-	-	-	-	-	-	-	-	-	-	7	100.0
C45	Mesothelioma	-	-	-	-	-	-	-	-	-	-	-	-	-	-
C46	Kaposi Sarcoma	-	-	-	-	-	-	-	-	-	-	-	-	-	-
C47+C49	Conn. & Soft Tissue	31	96.9	-	-	1	3.1	-	-	-	-	-	-	32	100.0
C50	Breast	7	87.5	-	-	-	-	1	12.5	-	-	-	-	8	100.0
C51	Vulva	-	-	-	-	-	-	-	-	-	-	-	-	-	-
C52	Vagina	-	-	-	-	-	-	-	-	-	-	-	-	-	-
C53	Cervix Uteri	-	-	-	-	-	-	-	-	-	-	-	-	-	-
C54	Corpus Uteri	-	-	-	-	-	-	-	-	-	-	-	-	-	-
C55	Uterus Unspecified	-	-	-	-	-	-	-	-	-	-	-	-	-	-
C56	Ovary etc.	-	-	-	-	-	-	-	-	-	-	-	-	-	-
C57	Other Female Genital	-	-	-	-	-	-	-	-	-	-	-	-	-	-
C58	Placenta	-	-	-	-	-	-	-	-	-	-	-	-	-	-
C60	Penis	14	100.0	-	-	-	-	-	-	-	-	-	-	14	100.0
C61	Prostate	126	97.7	1	0.8	2	1.6	-	-	-	-	-	-	129	100.0
C62	Testis	2	50.0	1	25.0	1	25.0	-	-	-	-	-	-	4	100.0
C63	Other Male Genital	-	-	-	-	-	-	-	-	-	-	-	-	-	-
C64	Kidney etc.	30	96.8	-	-	-	-	1	3.2	-	-	-	-	31	100.0
C65	Renal Pelvis	1	100.0	-	-	-	-	-	-	-	-	-	-	1	100.0
C66	Ureter	2	100.0	-	-	-	-	-	-	-	-	-	-	2	100.0
C67	Bladder	53	91.4	1	1.7	2	3.4	2	3.4	-	-	-	-	58	100.0
C68	Uns. Urinary Organs	-	-	-	-	-	-	-	-	-	-	-	-	-	-
C69	Eye	1	100.0	-	-	-	-	-	-	-	-	-	-	1	100.0
C70-72	Brain, Nervous System	39	100.0	-	-	-	-	-	-	-	-	-	-	39	100.0
C73	Thyroid	18	69.2	-	-	8	30.8	-	-	-	-	-	-	26	100.0
C74	Adrenal Gland	4	100.0	-	-	-	-	-	-	-	-	-	-	4	100.0
C81	Hodgkins Disease	18	69.2	-	-	6	23.1	2	7.7	-	-	-	-	26	100.0
C82-85,C96	NHL	88	52.7	-	-	27	16.2	1	0.6	22	13.2	29	17.4	167	100.0
C88	Malig Imm.Prol D	-	-	-	-	-	-	-	-	1	100.0	-	-	1	100.0
C90	Multiple Myeloma	15	17.9	-	-	1	1.2	-	-	3	3.6	65	77.4	84	100.0
C91	Lymphoid Leuk.	3	8.8	-	-	-	-	-	-	22	64.7	9	26.5	34	100.0
C92-94	Myeloid Leukaemia	5	8.1	-	-	-	-	-	-	40	64.5	17	27.4	62	100.0
C95	Leukaemia Uns	-	-	-	-	-	-	-	-	-	-	1	100.0	1	100.0
O&U	Other and Uns	1	2.3	19	44.2	-	-	23	53.5	-	-	-	-	43	100.0
	<b>All Sites</b>	<b>2016</b>	<b>81.9</b>	<b>47</b>	<b>1.9</b>	<b>110</b>	<b>4.5</b>	<b>80</b>	<b>3.2</b>	<b>88</b>	<b>3.6</b>	<b>121</b>	<b>4.9</b>	<b>2462</b>	<b>100.0</b>

O & U : C26, C39, C48, C75, C76, C77, C78, C79, C80, C97

**NATIONAL CENTRE FOR DISEASE INFORMATICS AND RESEARCH  
NATIONAL CANCER REGISTRY PROGRAMME**

*(Indian Council of Medical Research)*

**Hospital Based Cancer Registry**

**524 HBCR - Malabar Cancer Centre, Kannur**

Report Based on Year of Registration : 2018

**TABLE 3(b): Number(#) and Proportion(%) of cancers by site (ICD-10) and Detailed Microscopic Diagnosis - Females**

As on: 23/07/2021

ICD 10	Site	Histology of Primary		Histology of Secondary		Cytology of Primary		Cytology of Metastasis		Blood Film		Bone Marrow		Total	
		#	%	#	%	#	%	#	%	#	%	#	%	#	%
C00	Lip	9	100.0	-	-	-	-	-	-	-	-	-	-	9	100.0
C01-02	Tongue	50	96.2	-	-	1	1.9	1	1.9	-	-	-	-	52	100.0
C03-06	Mouth	100	100.0	-	-	-	-	-	-	-	-	-	-	100	100.0
C07-08	Salivary Gland	10	100.0	-	-	-	-	-	-	-	-	-	-	10	100.0
C09	Tonsil	-	-	-	-	-	-	-	-	-	-	-	-	-	-
C10	Oth. Oropharynx	5	100.0	-	-	-	-	-	-	-	-	-	-	5	100.0
C11	Nasopharynx	5	100.0	-	-	-	-	-	-	-	-	-	-	5	100.0
C12-13	Hypopharynx	12	100.0	-	-	-	-	-	-	-	-	-	-	12	100.0
C14	Pharynx Unspecified	-	-	-	-	-	-	-	-	-	-	-	-	-	-
C15	Oesophagus	40	97.6	-	-	1	2.4	-	-	-	-	-	-	41	100.0
C16	Stomach	50	100.0	-	-	-	-	-	-	-	-	-	-	50	100.0
C17	Small Intestine	6	100.0	-	-	-	-	-	-	-	-	-	-	6	100.0
C18	Colon	64	97.0	-	-	1	1.5	1	1.5	-	-	-	-	66	100.0
C19-20	Rectum	89	98.9	1	1.1	-	-	-	-	-	-	-	-	90	100.0
C21	Anus & Anal Canal	3	100.0	-	-	-	-	-	-	-	-	-	-	3	100.0
C22	Liver	12	80.0	2	13.3	-	-	1	6.7	-	-	-	-	15	100.0
C23-24	Gallbladder etc.	10	83.3	-	-	2	16.7	-	-	-	-	-	-	12	100.0
C25	Pancreas	24	80.0	2	6.7	3	10.0	1	3.3	-	-	-	-	30	100.0
C30-31	Nose, Sinuses etc.	9	100.0	-	-	-	-	-	-	-	-	-	-	9	100.0
C32	Larynx	7	100.0	-	-	-	-	-	-	-	-	-	-	7	100.0
C33-34	Lung etc.	68	81.0	4	4.8	8	9.5	4	4.8	-	-	-	-	84	100.0
C37-38	Other Thoracic Organs	3	100.0	-	-	-	-	-	-	-	-	-	-	3	100.0
C40-41	Bone	17	100.0	-	-	-	-	-	-	-	-	-	-	17	100.0
C43	Melanoma of Skin	27	93.1	-	-	1	3.4	1	3.4	-	-	-	-	29	100.0
C44	Other Skin	6	85.7	1	14.3	-	-	-	-	-	-	-	-	7	100.0
C45	Mesothelioma	-	-	-	-	-	-	-	-	-	-	-	-	-	-
C46	Kaposi Sarcoma	-	-	-	-	-	-	-	-	-	-	-	-	-	-
C47+C49	Conn. & Soft Tissue	23	100.0	-	-	-	-	-	-	-	-	-	-	23	100.0
C50	Breast	673	90.3	2	0.3	68	9.1	2	0.3	-	-	-	-	745	100.0
C51	Vulva	4	80.0	-	-	-	-	1	20.0	-	-	-	-	5	100.0
C52	Vagina	8	100.0	-	-	-	-	-	-	-	-	-	-	8	100.0
C53	Cervix Uteri	147	98.7	1	0.7	1	0.7	-	-	-	-	-	-	149	100.0
C54	Corpus Uteri	92	98.9	-	-	-	-	1	1.1	-	-	-	-	93	100.0
C55	Uterus Unspecified	6	100.0	-	-	-	-	-	-	-	-	-	-	6	100.0
C56	Ovary etc.	105	85.4	6	4.9	4	3.3	8	6.5	-	-	-	-	123	100.0
C57	Other Female Genital	2	100.0	-	-	-	-	-	-	-	-	-	-	2	100.0
C58	Placenta	-	-	-	-	-	-	-	-	-	-	-	-	-	-
C60	Penis	-	-	-	-	-	-	-	-	-	-	-	-	-	-
C61	Prostate	-	-	-	-	-	-	-	-	-	-	-	-	-	-
C62	Testis	-	-	-	-	-	-	-	-	-	-	-	-	-	-
C63	Other Male Genital	-	-	-	-	-	-	-	-	-	-	-	-	-	-
C64	Kidney etc.	12	100.0	-	-	-	-	-	-	-	-	-	-	12	100.0
C65	Renal Pelvis	1	100.0	-	-	-	-	-	-	-	-	-	-	1	100.0
C66	Ureter	1	100.0	-	-	-	-	-	-	-	-	-	-	1	100.0
C67	Bladder	10	100.0	-	-	-	-	-	-	-	-	-	-	10	100.0
C68	Uns.Urinary Organs	-	-	-	-	-	-	-	-	-	-	-	-	-	-
C69	Eye	3	100.0	-	-	-	-	-	-	-	-	-	-	3	100.0
C70-72	Brain, Nervous System	28	100.0	-	-	-	-	-	-	-	-	-	-	28	100.0
C73	Thyroid	65	69.9	-	-	22	23.7	6	6.5	-	-	-	-	93	100.0
C74	Adrenal Gland	1	100.0	-	-	-	-	-	-	-	-	-	-	1	100.0
C81	Hodgkins Disease	9	64.3	-	-	5	35.7	-	-	-	-	-	-	14	100.0
C82-85,C96	NHL	49	59.0	-	-	12	14.5	-	-	5	6.0	17	20.5	83	100.0
C88	Malig Imn.Prol D	-	-	-	-	-	-	-	-	-	-	-	-	-	-
C90	Multiple Myeloma	7	12.5	-	-	1	1.8	-	-	-	-	48	85.7	56	100.0
C91	Lymphoid Leuk.	4	20.0	-	-	-	-	-	-	11	55.0	5	25.0	20	100.0
C92-94	Myeloid Leukaemia	6	9.8	-	-	-	-	-	-	31	50.8	24	39.3	61	100.0
C95	Leukaemia Uns	-	-	-	-	-	-	-	-	2	66.7	1	33.3	3	100.0
O&U	Other and Uns	3	17.6	8	47.1	-	-	6	35.3	-	-	-	-	17	100.0
	<b>All Sites</b>	<b>1885</b>	<b>84.9</b>	<b>27</b>	<b>1.2</b>	<b>130</b>	<b>5.9</b>	<b>33</b>	<b>1.5</b>	<b>49</b>	<b>2.2</b>	<b>95</b>	<b>4.3</b>	<b>2219</b>	<b>100.0</b>

O & U : C26, C39, C48, C75, C76, C77, C78, C79, C80, C97



**NATIONAL CENTRE FOR DISEASE INFORMATICS AND RESEARCH  
NATIONAL CANCER REGISTRY PROGRAMME**

*(Indian Council of Medical Research)*

**Hospital Based Cancer Registry**

**524 HBCR - Malabar Cancer Centre, Kannur**

Report Based on Year of Registration : 2018

**TABLE 3(a1): Number(#) and Proportion(%) of cancers by site (ICD-10) and Detailed Microscopic Diagnosis  
(Includes Non-Microscopic Cases) - Males**

As on: 21/04/2021

ICD 10	Site	Histology of Primary		Histology of Secondary		Cytology of Primary		Cytology of Metastasis		Blood Film		Bone Marrow		Non Microscopic		Total	
		#	%	#	%	#	%	#	%	#	%	#	%	#	%	#	%
C00	Lip	8	100.0	-	-	-	-	-	-	-	-	-	-	-	-	8	100.0
C01-02	Tongue	137	97.9	-	-	2	1.4	-	-	-	-	-	-	1	0.7	140	100.0
C03-06	Mouth	175	95.1	-	-	2	1.1	-	-	-	-	-	-	7	3.8	184	100.0
C07-08	Salivary Gland	11	100.0	-	-	-	-	-	-	-	-	-	-	-	-	11	100.0
C09	Tonsil	6	100.0	-	-	-	-	-	-	-	-	-	-	-	-	6	100.0
C10	Oth. Oropharynx	66	91.7	-	-	-	-	4	5.6	-	-	-	-	2	2.8	72	100.0
C11	Nasopharynx	5	62.5	-	-	-	-	1	12.5	-	-	-	-	2	25.0	8	100.0
C12-13	Hypopharynx	58	89.2	-	-	2	3.1	2	3.1	-	-	-	-	3	4.6	65	100.0
C14	Pharynx Unspecified	1	100.0	-	-	-	-	-	-	-	-	-	-	-	-	1	100.0
C15	Oesophagus	83	92.2	-	-	1	1.1	1	1.1	-	-	-	-	5	5.6	90	100.0
C16	Stomach	148	85.1	1	0.6	2	1.1	1	0.6	-	-	-	-	22	12.6	174	100.0
C17	Small Intestine	6	85.7	-	-	-	-	-	-	-	-	-	-	1	14.3	7	100.0
C18	Colon	89	84.0	-	-	2	1.9	1	0.9	-	-	-	-	14	13.2	106	100.0
C19-20	Rectum	106	87.6	1	0.8	1	0.8	-	-	-	-	-	-	13	10.7	121	100.0
C21	Anus & Anal Canal	7	100.0	-	-	-	-	-	-	-	-	-	-	-	-	7	100.0
C22	Liver	31	26.7	1	0.9	1	0.9	2	1.7	-	-	-	-	81	69.8	116	100.0
C23-24	Gallbladder etc.	15	93.8	-	-	1	6.2	-	-	-	-	-	-	-	-	16	100.0
C25	Pancreas	19	33.3	2	3.5	6	10.5	3	5.3	-	-	-	-	27	47.4	57	100.0
C30-31	Nose, Sinuses etc.	12	85.7	-	-	1	7.1	-	-	-	-	-	-	1	7.1	14	100.0
C32	Larynx	117	88.6	-	-	7	5.3	2	1.5	-	-	-	-	6	4.5	132	100.0
C33-34	Lung etc.	387	67.9	20	3.5	31	5.4	32	5.6	-	-	-	-	100	17.5	570	100.0
C37-38	Other Thoracic Organs	6	85.7	-	-	-	-	1	14.3	-	-	-	-	-	-	7	100.0
C40-41	Bone	24	96.0	-	-	1	4.0	-	-	-	-	-	-	-	-	25	100.0
C43	Melanoma of Skin	34	94.4	-	-	2	5.6	-	-	-	-	-	-	-	-	36	100.0
C44	Other Skin	7	100.0	-	-	-	-	-	-	-	-	-	-	-	-	7	100.0
C45	Mesothelioma	-	-	-	-	-	-	-	-	-	-	-	-	-	-	-	-
C46	Kaposi Sarcoma	-	-	-	-	-	-	-	-	-	-	-	-	-	-	-	-
C47+C49	Conn. & Soft Tissue	31	96.9	-	-	1	3.1	-	-	-	-	-	-	-	-	32	100.0
C50	Breast	7	87.5	-	-	-	-	1	12.5	-	-	-	-	-	-	8	100.0
C51	Vulva	-	-	-	-	-	-	-	-	-	-	-	-	-	-	-	-
C52	Vagina	-	-	-	-	-	-	-	-	-	-	-	-	-	-	-	-
C53	Cervix Uteri	-	-	-	-	-	-	-	-	-	-	-	-	-	-	-	-
C54	Corpus Uteri	-	-	-	-	-	-	-	-	-	-	-	-	-	-	-	-
C55	Uterus Unspecified	-	-	-	-	-	-	-	-	-	-	-	-	-	-	-	-
C56	Ovary etc.	-	-	-	-	-	-	-	-	-	-	-	-	-	-	-	-
C57	Other Female Genital	-	-	-	-	-	-	-	-	-	-	-	-	-	-	-	-
C58	Placenta	-	-	-	-	-	-	-	-	-	-	-	-	-	-	-	-
C60	Penis	14	100.0	-	-	-	-	-	-	-	-	-	-	-	-	14	100.0
C61	Prostate	126	90.6	1	0.7	2	1.4	-	-	-	-	-	-	10	7.2	139	100.0
C62	Testis	2	50.0	1	25.0	1	25.0	-	-	-	-	-	-	-	-	4	100.0
C63	Other Male Genital	-	-	-	-	-	-	-	-	-	-	-	-	-	-	-	-
C64	Kidney etc.	30	83.3	-	-	-	-	1	2.8	-	-	-	-	5	13.9	36	100.0
C65	Renal Pelvis	1	100.0	-	-	-	-	-	-	-	-	-	-	-	-	1	100.0
C66	Ureter	2	66.7	-	-	-	-	-	-	-	-	-	-	1	33.3	3	100.0
C67	Bladder	53	84.1	1	1.6	2	3.2	2	3.2	-	-	-	-	5	7.9	63	100.0
C68	Uns.Urinary Organs	-	-	-	-	-	-	-	-	-	-	-	-	-	-	-	-
C69	Eye	1	100.0	-	-	-	-	-	-	-	-	-	-	-	-	1	100.0
C70-72	Brain, Nervous System	39	75.0	-	-	-	-	-	-	-	-	-	-	13	25.0	52	100.0
C73	Thyroid	18	69.2	-	-	8	30.8	-	-	-	-	-	-	-	-	26	100.0
C74	Adrenal Gland	4	100.0	-	-	-	-	-	-	-	-	-	-	-	-	4	100.0
C81	Hodgkins Disease	18	69.2	-	-	6	23.1	2	7.7	-	-	-	-	-	-	26	100.0
C82-85,C96	NHL	88	52.7	-	-	27	16.2	1	0.6	22	13.2	29	17.4	-	-	167	100.0
C88	Malig Imn.Prol D	-	-	-	-	-	-	-	-	1	100.0	-	-	-	-	1	100.0
C90	Multiple Myeloma	15	17.9	-	-	1	1.2	-	-	3	3.6	65	77.4	-	-	84	100.0
C91	Lymphoid Leuk.	3	8.8	-	-	-	-	-	-	22	64.7	9	26.5	-	-	34	100.0
C92-94	Myeloid Leukaemia	5	8.1	-	-	-	-	-	-	40	64.5	17	27.4	-	-	62	100.0
C95	Leukaemia Uns	-	-	-	-	-	-	-	-	-	-	1	100.0	-	-	1	100.0
O&U	Other and Uns	1	1.6	19	30.6	-	-	23	37.1	-	-	-	-	19	30.6	62	100.0
	<b>All Sites</b>	<b>2016</b>	<b>72.0</b>	<b>47</b>	<b>1.7</b>	<b>110</b>	<b>3.9</b>	<b>80</b>	<b>2.9</b>	<b>88</b>	<b>3.1</b>	<b>121</b>	<b>4.3</b>	<b>338</b>	<b>12.1</b>	<b>2800</b>	<b>100.0</b>



**NATIONAL CENTRE FOR DISEASE INFORMATICS AND RESEARCH  
NATIONAL CANCER REGISTRY PROGRAMME**

*(Indian Council of Medical Research)*

**Hospital Based Cancer Registry  
524 HBCR - Malabar Cancer Centre, Kannur**

Report Based on Year of Registration : 2018

**TABLE 3(b1): Number(#) and Proportion(%) of cancers by site (ICD-10) and Detailed Microscopic Diagnosis (Includes Non-Microscopic Cases) - Females**

As on: 21/04/2021

ICD 10	Site	Histology of Primary		Histology of Secondary		Cytology of Primary		Cytology of Metastasis		Blood Film		Bone Marrow		Non Microscopic		Total	
		#	%	#	%	#	%	#	%	#	%	#	%	#	%	#	%
C00	Lip	9	100.0	-	-	-	-	-	-	-	-	-	-	-	-	9	100.0
C01-02	Tongue	50	96.2	-	-	1	1.9	1	1.9	-	-	-	-	-	-	52	100.0
C03-06	Mouth	100	99.0	-	-	-	-	-	-	-	-	-	-	1	1.0	101	100.0
C07-08	Salivary Gland	10	100.0	-	-	-	-	-	-	-	-	-	-	-	-	10	100.0
C09	Tonsil	-	-	-	-	-	-	-	-	-	-	-	-	-	-	-	-
C10	Oth. Oropharynx	5	100.0	-	-	-	-	-	-	-	-	-	-	-	-	5	100.0
C11	Nasopharynx	5	100.0	-	-	-	-	-	-	-	-	-	-	-	-	5	100.0
C12-13	Hypopharynx	12	92.3	-	-	-	-	-	-	-	-	-	-	1	7.7	13	100.0
C14	Pharynx Unspecified	-	-	-	-	-	-	-	-	-	-	-	-	-	-	-	-
C15	Oesophagus	40	93.0	-	-	1	2.3	-	-	-	-	-	-	2	4.7	43	100.0
C16	Stomach	50	90.9	-	-	-	-	-	-	-	-	-	-	5	9.1	55	100.0
C17	Small Intestine	6	85.7	-	-	-	-	-	-	-	-	-	-	1	14.3	7	100.0
C18	Colon	64	85.3	-	-	1	1.3	1	1.3	-	-	-	-	9	12.0	75	100.0
C19-20	Rectum	89	93.7	1	1.1	-	-	-	-	-	-	-	-	5	5.3	95	100.0
C21	Anus & Anal Canal	3	100.0	-	-	-	-	-	-	-	-	-	-	-	-	3	100.0
C22	Liver	12	35.3	2	5.9	-	-	1	2.9	-	-	-	-	19	55.9	34	100.0
C23-24	Gallbladder etc.	10	47.6	-	-	2	9.5	-	-	-	-	-	-	9	42.9	21	100.0
C25	Pancreas	24	57.1	2	4.8	3	7.1	1	2.4	-	-	-	-	12	28.6	42	100.0
C30-31	Nose, Sinuses etc.	9	100.0	-	-	-	-	-	-	-	-	-	-	-	-	9	100.0
C32	Larynx	7	100.0	-	-	-	-	-	-	-	-	-	-	-	-	7	100.0
C33-34	Lung etc.	68	66.0	4	3.9	8	7.8	4	3.9	-	-	-	-	19	18.4	103	100.0
C37-38	Other Thoracic Organs	3	100.0	-	-	-	-	-	-	-	-	-	-	-	-	3	100.0
C40-41	Bone	17	100.0	-	-	-	-	-	-	-	-	-	-	-	-	17	100.0
C43	Melanoma of Skin	27	90.0	-	-	1	3.3	1	3.3	-	-	-	-	1	3.3	30	100.0
C44	Other Skin	6	85.7	1	14.3	-	-	-	-	-	-	-	-	-	-	7	100.0
C45	Mesothelioma	-	-	-	-	-	-	-	-	-	-	-	-	-	-	-	-
C46	Kaposi Sarcoma	-	-	-	-	-	-	-	-	-	-	-	-	-	-	-	-
C47+C49	Conn. & Soft Tissue	23	100.0	-	-	-	-	-	-	-	-	-	-	-	-	23	100.0
C50	Breast	673	86.8	2	0.3	68	8.8	2	0.3	-	-	-	-	30	3.9	775	100.0
C51	Vulva	4	80.0	-	-	-	-	1	20.0	-	-	-	-	-	-	5	100.0
C52	Vagina	8	100.0	-	-	-	-	-	-	-	-	-	-	-	-	8	100.0
C53	Cervix Uteri	147	95.5	1	0.6	1	0.6	-	-	-	-	-	-	5	3.2	154	100.0
C54	Corpus Uteri	92	98.9	-	-	-	-	1	1.1	-	-	-	-	-	-	93	100.0
C55	Uterus Unspecified	6	100.0	-	-	-	-	-	-	-	-	-	-	-	-	6	100.0
C56	Ovary etc.	105	66.9	6	3.8	4	2.5	8	5.1	-	-	-	-	34	21.7	157	100.0
C57	Other Female Genital	2	100.0	-	-	-	-	-	-	-	-	-	-	-	-	2	100.0
C58	Placenta	-	-	-	-	-	-	-	-	-	-	-	-	1	100.0	1	100.0
C60	Penis	-	-	-	-	-	-	-	-	-	-	-	-	-	-	-	-
C61	Prostate	-	-	-	-	-	-	-	-	-	-	-	-	-	-	-	-
C62	Testis	-	-	-	-	-	-	-	-	-	-	-	-	-	-	-	-
C63	Other Male Genital	-	-	-	-	-	-	-	-	-	-	-	-	-	-	-	-
C64	Kidney etc.	12	85.7	-	-	-	-	-	-	-	-	-	-	2	14.3	14	100.0
C65	Renal Pelvis	1	100.0	-	-	-	-	-	-	-	-	-	-	-	-	1	100.0
C66	Ureter	1	100.0	-	-	-	-	-	-	-	-	-	-	-	-	1	100.0
C67	Bladder	10	90.9	-	-	-	-	-	-	-	-	-	-	1	9.1	11	100.0
C68	Uns.Urinary Organs	-	-	-	-	-	-	-	-	-	-	-	-	-	-	-	-
C69	Eye	3	100.0	-	-	-	-	-	-	-	-	-	-	-	-	3	100.0
C70-72	Brain, Nervous System	28	84.8	-	-	-	-	-	-	-	-	-	-	5	15.2	33	100.0
C73	Thyroid	65	68.4	-	-	22	23.2	6	6.3	-	-	-	-	2	2.1	95	100.0
C74	Adrenal Gland	1	100.0	-	-	-	-	-	-	-	-	-	-	-	-	1	100.0
C81	Hodgkins Disease	9	64.3	-	-	5	35.7	-	-	-	-	-	-	-	-	14	100.0
C82-85,C96	NHL	49	59.0	-	-	12	14.5	-	-	5	6.0	17	20.5	-	-	83	100.0
C88	Malign.Imn.Prol D	-	-	-	-	-	-	-	-	-	-	-	-	-	-	-	-
C90	Multiple Myeloma	7	12.5	-	-	1	1.8	-	-	-	-	48	85.7	-	-	56	100.0
C91	Lymphoid Leuk.	4	20.0	-	-	-	-	-	-	11	55.0	5	25.0	-	-	20	100.0
C92-94	Myeloid Leukaemia	6	9.8	-	-	-	-	-	-	31	50.8	24	39.3	-	-	61	100.0
C95	Leukaemia Uns	-	-	-	-	-	-	-	-	2	66.7	1	33.3	-	-	3	100.0
O&U	Other and Uns	3	10.3	8	27.6	-	-	6	20.7	-	-	-	-	12	41.4	29	100.0
	<b>All Sites</b>	<b>1885</b>	<b>78.7</b>	<b>27</b>	<b>1.1</b>	<b>130</b>	<b>5.4</b>	<b>33</b>	<b>1.4</b>	<b>49</b>	<b>2.0</b>	<b>95</b>	<b>4.0</b>	<b>176</b>	<b>7.3</b>	<b>2395</b>	<b>100.0</b>



**NATIONAL CENTRE FOR DISEASE INFORMATICS AND RESEARCH  
NATIONAL CANCER REGISTRY PROGRAMME**

*(Indian Council of Medical Research)*

**Hospital Based Cancer Registry  
524 HBCR - Malabar Cancer Centre, Kannur**

Report Based on Year of Registration : 2018

**TABLE 4(a): Number(#) and Proportion(%) of cancers by site (ICD-10) and Broad Treatment Groups - Males**

As on: 21/04/2021

ICD 10	Site	Treatment Groups									
		Prior Tmt. Only		Prior & Tmt. at RI		Tmt. Only at RI		No Treatment		Total	
		#	%	#	%	#	%	#	%	#	%
C00	Lip	2	25.0	-	-	4	50.0	2	25.0	8	100.0
C01-02	Tongue	22	15.7	13	9.3	77	55.0	28	20.0	140	100.0
C03-06	Mouth	26	14.1	13	7.1	105	57.1	40	21.7	184	100.0
C07-08	Salivary Gland	3	27.3	2	18.2	4	36.4	2	18.2	11	100.0
C09	Tonsil	-	-	-	-	5	83.3	1	16.7	6	100.0
C10	Oth. Oropharynx	3	4.2	2	2.8	45	62.5	22	30.6	72	100.0
C11	Nasopharynx	3	37.5	1	12.5	4	50.0	-	-	8	100.0
C12-13	Hypopharynx	9	13.8	5	7.7	35	53.8	16	24.6	65	100.0
C14	Pharynx Unspecified	-	-	-	-	1	100.0	-	-	1	100.0
C15	Oesophagus	7	7.8	5	5.6	43	47.8	35	38.9	90	100.0
C16	Stomach	27	15.5	20	11.5	41	23.6	86	49.4	174	100.0
C17	Small Intestine	5	71.4	-	-	-	-	2	28.6	7	100.0
C18	Colon	32	30.2	19	17.9	16	15.1	39	36.8	106	100.0
C19-20	Rectum	23	19.0	13	10.7	49	40.5	36	29.8	121	100.0
C21	Anus & Anal Canal	2	28.6	-	-	3	42.9	2	28.6	7	100.0
C22	Liver	20	17.2	2	1.7	13	11.2	81	69.8	116	100.0
C23-24	Gallbladder etc.	5	31.2	2	12.5	-	-	9	56.2	16	100.0
C25	Pancreas	12	21.1	2	3.5	5	8.8	38	66.7	57	100.0
C30-31	Nose, Sinuses etc.	6	42.9	1	7.1	4	28.6	3	21.4	14	100.0
C32	Larynx	17	12.9	9	6.8	77	58.3	29	22.0	132	100.0
C33-34	Lung etc.	39	6.8	20	3.5	251	44.0	260	45.6	570	100.0
C37-38	Other Thoracic Organs	1	14.3	1	14.3	-	-	5	71.4	7	100.0
C40-41	Bone	8	32.0	3	12.0	5	20.0	9	36.0	25	100.0
C43	Melanoma of Skin	11	30.6	3	8.3	14	38.9	8	22.2	36	100.0
C44	Other Skin	1	14.3	2	28.6	3	42.9	1	14.3	7	100.0
C45	Mesothelioma	-	-	-	-	-	-	-	-	-	-
C46	Kaposi Sarcoma	-	-	-	-	-	-	-	-	-	-
C47+C49	Conn. & Soft Tissue	7	21.9	5	15.6	13	40.6	7	21.9	32	100.0
C50	Breast	2	25.0	1	12.5	2	25.0	3	37.5	8	100.0
C51	Vulva	-	-	-	-	-	-	-	-	-	-
C52	Vagina	-	-	-	-	-	-	-	-	-	-
C53	Cervix Uteri	-	-	-	-	-	-	-	-	-	-
C54	Corpus Uteri	-	-	-	-	-	-	-	-	-	-
C55	Uterus Unspecified	-	-	-	-	-	-	-	-	-	-
C56	Ovary etc.	-	-	-	-	-	-	-	-	-	-
C57	Other Female Genital	-	-	-	-	-	-	-	-	-	-
C58	Placenta	-	-	-	-	-	-	-	-	-	-
C60	Penis	3	21.4	2	14.3	6	42.9	3	21.4	14	100.0
C61	Prostate	38	27.3	35	25.2	40	28.8	26	18.7	139	100.0
C62	Testis	2	50.0	1	25.0	-	-	1	25.0	4	100.0
C63	Other Male Genital	-	-	-	-	-	-	-	-	-	-
C64	Kidney etc.	12	33.3	4	11.1	6	16.7	14	38.9	36	100.0
C65	Renal Pelvis	1	100.0	-	-	-	-	-	-	1	100.0
C66	Ureter	1	33.3	-	-	1	33.3	1	33.3	3	100.0
C67	Bladder	33	52.4	10	15.9	8	12.7	12	19.0	63	100.0
C68	Uns. Urinary Organs	-	-	-	-	-	-	-	-	-	-
C69	Eye	1	100.0	-	-	-	-	-	-	1	100.0
C70-72	Brain, Nervous System	25	48.1	16	30.8	1	1.9	10	19.2	52	100.0
C73	Thyroid	8	30.8	5	19.2	5	19.2	8	30.8	26	100.0
C74	Adrenal Gland	2	50.0	-	-	1	25.0	1	25.0	4	100.0
C81	Hodgkins Disease	4	15.4	2	7.7	16	61.5	4	15.4	26	100.0
C82-85,C96	NHL	27	16.2	16	9.6	57	34.1	67	40.1	167	100.0
C88	Malig Imn.Prol D	1	100.0	-	-	-	-	-	-	1	100.0
C90	Multiple Myeloma	10	11.9	9	10.7	29	34.5	36	42.9	84	100.0
C91	Lymphoid Leuk.	5	14.7	2	5.9	10	29.4	17	50.0	34	100.0
C92-94	Myeloid Leukaemia	10	16.1	4	6.5	19	30.6	29	46.8	62	100.0
C95	Leukaemia Uns	-	-	-	-	-	-	1	100.0	1	100.0
O&U	Other and Uns	3	4.8	-	-	17	27.4	42	67.7	62	100.0
	<b>All Sites</b>	<b>479</b>	<b>17.1</b>	<b>250</b>	<b>8.9</b>	<b>1035</b>	<b>37.0</b>	<b>1036</b>	<b>37.0</b>	<b>2800</b>	<b>100.0</b>

O & U : C26, C39, C48, C75, C76, C77, C78, C79, C80, C97



**NATIONAL CENTRE FOR DISEASE INFORMATICS AND RESEARCH  
NATIONAL CANCER REGISTRY PROGRAMME**

*(Indian Council of Medical Research)*

**Hospital Based Cancer Registry**

**524 HBCR - Malabar Cancer Centre, Kannur**

Report Based on Year of Registration : 2018

**TABLE 4(b): Number(#) and Proportion(%) of cancers by site (ICD-10) and Broad Treatment Groups - Females**

As on: 21/04/2021

ICD 10	Site	Treatment Groups									
		Prior Tmt. Only		Prior & Tmt. at RI		Tmt. Only at RI		No Treatment		Total	
		#	%	#	%	#	%	#	%	#	%
C00	Lip	-	-	1	11.1	3	33.3	5	55.6	9	100.0
C01-02	Tongue	9	17.3	6	11.5	19	36.5	18	34.6	52	100.0
C03-06	Mouth	14	13.9	9	8.9	54	53.5	24	23.8	101	100.0
C07-08	Salivary Gland	2	20.0	3	30.0	4	40.0	1	10.0	10	100.0
C09	Tonsil	-	-	-	-	-	-	-	-	-	-
C10	Oth. Oropharynx	-	-	1	20.0	3	60.0	1	20.0	5	100.0
C11	Nasopharynx	-	-	1	20.0	-	-	4	80.0	5	100.0
C12-13	Hypopharynx	1	7.7	-	-	9	69.2	3	23.1	13	100.0
C14	Pharynx Unspecified	-	-	-	-	-	-	-	-	-	-
C15	Oesophagus	3	7.0	1	2.3	26	60.5	13	30.2	43	100.0
C16	Stomach	9	16.4	-	-	16	29.1	30	54.5	55	100.0
C17	Small Intestine	2	28.6	1	14.3	1	14.3	3	42.9	7	100.0
C18	Colon	23	30.7	17	22.7	15	20.0	20	26.7	75	100.0
C19-20	Rectum	14	14.7	8	8.4	45	47.4	28	29.5	95	100.0
C21	Anus & Anal Canal	-	-	-	-	2	66.7	1	33.3	3	100.0
C22	Liver	7	20.6	1	2.9	4	11.8	22	64.7	34	100.0
C23-24	Gallbladder etc.	5	23.8	1	4.8	3	14.3	12	57.1	21	100.0
C25	Pancreas	13	31.0	2	4.8	4	9.5	23	54.8	42	100.0
C30-31	Nose, Sinuses etc.	2	22.2	1	11.1	4	44.4	2	22.2	9	100.0
C32	Larynx	-	-	1	14.3	5	71.4	1	14.3	7	100.0
C33-34	Lung etc.	10	9.7	8	7.8	35	34.0	50	48.5	103	100.0
C37-38	Other Thoracic Organs	1	33.3	-	-	1	33.3	1	33.3	3	100.0
C40-41	Bone	5	29.4	3	17.6	7	41.2	2	11.8	17	100.0
C43	Melanoma of Skin	7	23.3	8	26.7	6	20.0	9	30.0	30	100.0
C44	Other Skin	5	71.4	-	-	-	-	2	28.6	7	100.0
C45	Mesothelioma	-	-	-	-	-	-	-	-	-	-
C46	Kaposi Sarcoma	-	-	-	-	-	-	-	-	-	-
C47+C49	Conn. & Soft Tissue	6	26.1	7	30.4	7	30.4	3	13.0	23	100.0
C50	Breast	128	16.5	149	19.2	378	48.8	120	15.5	775	100.0
C51	Vulva	1	20.0	-	-	3	60.0	1	20.0	5	100.0
C52	Vagina	1	12.5	2	25.0	4	50.0	1	12.5	8	100.0
C53	Cervix Uteri	21	13.6	14	9.1	95	61.7	24	15.6	154	100.0
C54	Corpus Uteri	25	26.9	25	26.9	31	33.3	12	12.9	93	100.0
C55	Uterus Unspecified	3	50.0	1	16.7	1	16.7	1	16.7	6	100.0
C56	Ovary etc.	29	18.5	31	19.7	54	34.4	43	27.4	157	100.0
C57	Other Female Genital	1	50.0	1	50.0	-	-	-	-	2	100.0
C58	Placenta	1	100.0	-	-	-	-	-	-	1	100.0
C60	Penis	-	-	-	-	-	-	-	-	-	-
C61	Prostate	-	-	-	-	-	-	-	-	-	-
C62	Testis	-	-	-	-	-	-	-	-	-	-
C63	Other Male Genital	-	-	-	-	-	-	-	-	-	-
C64	Kidney etc.	4	28.6	1	7.1	4	28.6	5	35.7	14	100.0
C65	Renal Pelvis	1	100.0	-	-	-	-	-	-	1	100.0
C66	Ureter	-	-	1	100.0	-	-	-	-	1	100.0
C67	Bladder	5	45.5	2	18.2	2	18.2	2	18.2	11	100.0
C68	Uns.Urinary Organs	-	-	-	-	-	-	-	-	-	-
C69	Eye	2	66.7	1	33.3	-	-	-	-	3	100.0
C70-72	Brain, Nervous System	19	57.6	9	27.3	1	3.0	4	12.1	33	100.0
C73	Thyroid	39	41.1	12	12.6	24	25.3	20	21.1	95	100.0
C74	Adrenal Gland	1	100.0	-	-	-	-	-	-	1	100.0
C81	Hodgkins Disease	1	7.1	-	-	8	57.1	5	35.7	14	100.0
C82-85,C96	NHL	10	12.0	7	8.4	47	56.6	19	22.9	83	100.0
C88	Malig Imn.Prol D	-	-	-	-	-	-	-	-	-	-
C90	Multiple Myeloma	6	10.7	4	7.1	22	39.3	24	42.9	56	100.0
C91	Lymphoid Leuk.	1	5.0	1	5.0	8	40.0	10	50.0	20	100.0
C92-94	Myeloid Leukaemia	10	16.4	4	6.6	20	32.8	27	44.3	61	100.0
C95	Leukaemia Uns	1	33.3	-	-	-	-	2	66.7	3	100.0
O&U	Other and Uns	3	10.3	1	3.4	1	3.4	24	82.8	29	100.0
	<b>All Sites</b>	<b>451</b>	<b>18.8</b>	<b>346</b>	<b>14.4</b>	<b>976</b>	<b>40.8</b>	<b>622</b>	<b>26.0</b>	<b>2395</b>	<b>100.0</b>

O & U : C26, C39, C48, C75, C76, C77, C78, C79, C80, C97



**NATIONAL CENTRE FOR DISEASE INFORMATICS AND RESEARCH  
NATIONAL CANCER REGISTRY PROGRAMME**

*(Indian Council of Medical Research)*

**Hospital Based Cancer Registry**

**524 HBCR - Malabar Cancer Centre, Kannur**

Report Based on Year of Registration : 2018

**TABLE 5(a): Number(#) and Proportion(%) of cancers by site (ICD-10) and Clinical Extent of Disease - Males**  
(Treatment Only at RI)

As on: 21/04/2021

ICD 10	Site	Clinical Extent of Disease											
		Localised		Regional		Distant		Others		Unknown		Total	
		#	%	#	%	#	%	#	%	#	%	#	%
C00	Lip	1	25.0	3	75.0	-	-	-	-	-	-	4	100.0
C01-02	Tongue	21	27.3	51	66.2	5	6.5	-	-	-	-	77	100.0
C03-06	Mouth	20	19.0	83	79.0	2	1.9	-	-	-	-	105	100.0
C07-08	Salivary Gland	2	50.0	2	50.0	-	-	-	-	-	-	4	100.0
C09	Tonsil	2	40.0	2	40.0	1	20.0	-	-	-	-	5	100.0
C10	Oth. Oropharynx	5	11.1	37	82.2	1	2.2	2	4.4	-	-	45	100.0
C11	Nasopharynx	1	25.0	2	50.0	1	25.0	-	-	-	-	4	100.0
C12-13	Hypopharynx	4	11.4	27	77.1	3	8.6	1	2.9	-	-	35	100.0
C14	Pharynx Unspecified	-	-	1	100.0	-	-	-	-	-	-	1	100.0
C15	Oesophagus	13	30.2	12	27.9	18	41.9	-	-	-	-	43	100.0
C16	Stomach	16	39.0	13	31.7	12	29.3	-	-	-	-	41	100.0
C17	Small Intestine	-	-	-	-	-	-	-	-	-	-	-	-
C18	Colon	8	50.0	4	25.0	4	25.0	-	-	-	-	16	100.0
C19-20	Rectum	19	38.8	18	36.7	12	24.5	-	-	-	-	49	100.0
C21	Anus & Anal Canal	-	-	2	66.7	1	33.3	-	-	-	-	3	100.0
C22	Liver	2	15.4	1	7.7	10	76.9	-	-	-	-	13	100.0
C23-24	Gallbladder etc.	-	-	-	-	-	-	-	-	-	-	-	-
C25	Pancreas	1	20.0	1	20.0	3	60.0	-	-	-	-	5	100.0
C30-31	Nose, Sinuses etc.	1	25.0	2	50.0	1	25.0	-	-	-	-	4	100.0
C32	Larynx	34	44.2	42	54.5	1	1.3	-	-	-	-	77	100.0
C33-34	Lung etc.	19	7.6	70	27.9	161	64.1	1	0.4	-	-	251	100.0
C37-38	Other Thoracic Organs	-	-	-	-	-	-	-	-	-	-	-	-
C40-41	Bone	5	100.0	-	-	-	-	-	-	-	-	5	100.0
C43	Melanoma of Skin	5	35.7	8	57.1	-	-	1	7.1	-	-	14	100.0
C44	Other Skin	2	66.7	-	-	1	33.3	-	-	-	-	3	100.0
C45	Mesothelioma	-	-	-	-	-	-	-	-	-	-	-	-
C46	Kaposi Sarcoma	-	-	-	-	-	-	-	-	-	-	-	-
C47+C49	Conn. & Soft Tissue	9	69.2	-	-	3	23.1	1	7.7	-	-	13	100.0
C50	Breast	-	-	2	100.0	-	-	-	-	-	-	2	100.0
C51	Vulva	-	-	-	-	-	-	-	-	-	-	-	-
C52	Vagina	-	-	-	-	-	-	-	-	-	-	-	-
C53	Cervix Uteri	-	-	-	-	-	-	-	-	-	-	-	-
C54	Corpus Uteri	-	-	-	-	-	-	-	-	-	-	-	-
C55	Uterus Unspecified	-	-	-	-	-	-	-	-	-	-	-	-
C56	Ovary etc.	-	-	-	-	-	-	-	-	-	-	-	-
C57	Other Female Genital	-	-	-	-	-	-	-	-	-	-	-	-
C58	Placenta	-	-	-	-	-	-	-	-	-	-	-	-
C60	Penis	4	66.7	2	33.3	-	-	-	-	-	-	6	100.0
C61	Prostate	10	25.0	4	10.0	26	65.0	-	-	-	-	40	100.0
C62	Testis	-	-	-	-	-	-	-	-	-	-	-	-
C63	Other Male Genital	-	-	-	-	-	-	-	-	-	-	-	-
C64	Kidney etc.	3	50.0	-	-	3	50.0	-	-	-	-	6	100.0
C65	Renal Pelvis	-	-	-	-	-	-	-	-	-	-	-	-
C66	Ureter	-	-	-	-	1	100.0	-	-	-	-	1	100.0
C67	Bladder	6	75.0	1	12.5	1	12.5	-	-	-	-	8	100.0
C68	Uns.Urinary Organs	-	-	-	-	-	-	-	-	-	-	-	-
C69	Eye	-	-	-	-	-	-	-	-	-	-	-	-
C70-72	Brain, Nervous System	-	-	-	-	-	-	1	100.0	-	-	1	100.0
C73	Thyroid	-	-	2	40.0	3	60.0	-	-	-	-	5	100.0
C74	Adrenal Gland	-	-	-	-	1	100.0	-	-	-	-	1	100.0
C81	Hodgkins Disease	-	-	-	-	1	6.2	15	93.8	-	-	16	100.0
C82-85,C96	NHL	3	5.3	2	3.5	1	1.8	51	89.5	-	-	57	100.0
C88	Malig Imn.Prol D	-	-	-	-	-	-	-	-	-	-	-	-
C90	Multiple Myeloma	-	-	-	-	-	-	29	100.0	-	-	29	100.0
C91	Lymphoid Leuk.	-	-	-	-	-	-	10	100.0	-	-	10	100.0
C92-94	Myeloid Leukaemia	-	-	-	-	-	-	19	100.0	-	-	19	100.0
C95	Leukaemia Uns	-	-	-	-	-	-	-	-	-	-	-	-
O&U	Other and Uns	-	-	6	35.3	6	35.3	5	29.4	-	-	17	100.0
	<b>All Sites</b>	<b>216</b>	<b>20.9</b>	<b>400</b>	<b>38.6</b>	<b>283</b>	<b>27.3</b>	<b>136</b>	<b>13.1</b>	-	-	<b>1035</b>	<b>100.0</b>

O & U : C26, C39, C48, C75, C76, C77, C78, C79, C80, C97



**NATIONAL CENTRE FOR DISEASE INFORMATICS AND RESEARCH  
NATIONAL CANCER REGISTRY PROGRAMME**

*(Indian Council of Medical Research)*

**Hospital Based Cancer Registry  
524 HBCR - Malabar Cancer Centre, Kannur**

Report Based on Year of Registration : 2018

**TABLE 5(b): Number(#) and Proportion(%) of cancers by site (ICD-10) and Clinical Extent of Disease - Females**  
(Treatment Only at RI)

As on: 21/04/2021

ICD 10	Site	Clinical Extent of Disease											
		Localised		Regional		Distant		Others		Unknown		Total	
		#	%	#	%	#	%	#	%	#	%	#	%
C00	Lip	2	66.7	1	33.3	-	-	-	-	-	-	3	100.0
C01-02	Tongue	5	26.3	13	68.4	-	-	1	5.3	-	-	19	100.0
C03-06	Mouth	18	33.3	34	63.0	2	3.7	-	-	-	-	54	100.0
C07-08	Salivary Gland	1	25.0	3	75.0	-	-	-	-	-	-	4	100.0
C09	Tonsil	-	-	-	-	-	-	-	-	-	-	-	-
C10	Oth. Oropharynx	1	33.3	2	66.7	-	-	-	-	-	-	3	100.0
C11	Nasopharynx	-	-	-	-	-	-	-	-	-	-	-	-
C12-13	Hypopharynx	3	33.3	5	55.6	1	11.1	-	-	-	-	9	100.0
C14	Pharynx Unspecified	-	-	-	-	-	-	-	-	-	-	-	-
C15	Oesophagus	5	19.2	10	38.5	11	42.3	-	-	-	-	26	100.0
C16	Stomach	6	37.5	5	31.2	5	31.2	-	-	-	-	16	100.0
C17	Small Intestine	-	-	-	-	1	100.0	-	-	-	-	1	100.0
C18	Colon	8	53.3	5	33.3	2	13.3	-	-	-	-	15	100.0
C19-20	Rectum	9	20.0	24	53.3	12	26.7	-	-	-	-	45	100.0
C21	Anus & Anal Canal	1	50.0	-	-	1	50.0	-	-	-	-	2	100.0
C22	Liver	1	25.0	-	-	3	75.0	-	-	-	-	4	100.0
C23-24	Gallbladder etc.	1	33.3	1	33.3	1	33.3	-	-	-	-	3	100.0
C25	Pancreas	1	25.0	1	25.0	2	50.0	-	-	-	-	4	100.0
C30-31	Nose, Sinuses etc.	2	50.0	1	25.0	-	-	1	25.0	-	-	4	100.0
C32	Larynx	3	60.0	2	40.0	-	-	-	-	-	-	5	100.0
C33-34	Lung etc.	2	5.7	3	8.6	30	85.7	-	-	-	-	35	100.0
C37-38	Other Thoracic Organs	-	-	-	-	1	100.0	-	-	-	-	1	100.0
C40-41	Bone	7	100.0	-	-	-	-	-	-	-	-	7	100.0
C43	Melanoma of Skin	4	66.7	2	33.3	-	-	-	-	-	-	6	100.0
C44	Other Skin	-	-	-	-	-	-	-	-	-	-	-	-
C45	Mesothelioma	-	-	-	-	-	-	-	-	-	-	-	-
C46	Kaposi Sarcoma	-	-	-	-	-	-	-	-	-	-	-	-
C47+C49	Conn. & Soft Tissue	2	28.6	1	14.3	-	-	4	57.1	-	-	7	100.0
C50	Breast	104	27.5	222	58.7	52	13.8	-	-	-	-	378	100.0
C51	Vulva	2	66.7	1	33.3	-	-	-	-	-	-	3	100.0
C52	Vagina	3	75.0	1	25.0	-	-	-	-	-	-	4	100.0
C53	Cervix Uteri	48	50.5	34	35.8	13	13.7	-	-	-	-	95	100.0
C54	Corpus Uteri	25	80.6	5	16.1	1	3.2	-	-	-	-	31	100.0
C55	Uterus Unspecified	-	-	-	-	1	100.0	-	-	-	-	1	100.0
C56	Ovary etc.	9	16.7	9	16.7	36	66.7	-	-	-	-	54	100.0
C57	Other Female Genital	-	-	-	-	-	-	-	-	-	-	-	-
C58	Placenta	-	-	-	-	-	-	-	-	-	-	-	-
C60	Penis	-	-	-	-	-	-	-	-	-	-	-	-
C61	Prostate	-	-	-	-	-	-	-	-	-	-	-	-
C62	Testis	-	-	-	-	-	-	-	-	-	-	-	-
C63	Other Male Genital	-	-	-	-	-	-	-	-	-	-	-	-
C64	Kidney etc.	1	25.0	-	-	3	75.0	-	-	-	-	4	100.0
C65	Renal Pelvis	-	-	-	-	-	-	-	-	-	-	-	-
C66	Ureter	-	-	-	-	-	-	-	-	-	-	-	-
C67	Bladder	2	100.0	-	-	-	-	-	-	-	-	2	100.0
C68	Uns.Urinary Organs	-	-	-	-	-	-	-	-	-	-	-	-
C69	Eye	-	-	-	-	-	-	-	-	-	-	-	-
C70-72	Brain, Nervous System	-	-	-	-	-	-	1	100.0	-	-	1	100.0
C73	Thyroid	10	41.7	11	45.8	3	12.5	-	-	-	-	24	100.0
C74	Adrenal Gland	-	-	-	-	-	-	-	-	-	-	-	-
C81	Hodgkins Disease	1	12.5	-	-	-	-	7	87.5	-	-	8	100.0
C82-85,C96	NHL	-	-	2	4.3	1	2.1	44	93.6	-	-	47	100.0
C88	Malignant Proliferative D	-	-	-	-	-	-	-	-	-	-	-	-
C90	Multiple Myeloma	-	-	-	-	-	-	22	100.0	-	-	22	100.0
C91	Lymphoid Leuk.	1	12.5	-	-	-	-	7	87.5	-	-	8	100.0
C92-94	Myeloid Leukaemia	-	-	-	-	-	-	20	100.0	-	-	20	100.0
C95	Leukaemia Uns	-	-	-	-	-	-	-	-	-	-	-	-
O&U	Other and Uns	-	-	-	-	1	100.0	-	-	-	-	1	100.0
	<b>All Sites</b>	<b>288</b>	<b>29.5</b>	<b>398</b>	<b>40.8</b>	<b>183</b>	<b>18.8</b>	<b>107</b>	<b>11.0</b>	-	-	<b>976</b>	<b>100.0</b>

O & U : C26, C39, C48, C75, C76, C77, C78, C79, C80, C97





**NATIONAL CENTRE FOR DISEASE INFORMATICS AND RESEARCH  
NATIONAL CANCER REGISTRY PROGRAMME**

*(Indian Council of Medical Research)*

**Hospital Based Cancer Registry  
524 HBCR - Malabar Cancer Centre, Kannur**

Report Based on Year of Registration : 2018

**TABLE 6(a): Number(#) and Proportion(%) of cancers by site (ICD-10) and Type of Treatment - Males**  
(Treatment Only at RI)

As on: 21/04/2021

ICD 10	Site	Type of Treatment																					
		Surgery		R-Therapy		C-Therapy		S+R		S+C		R+C		S+R+C		Others		Unknown		Total			
		#	%	#	%	#	%	#	%	#	%	#	%	#	%	#	%	#	%	#	%		
C00	Lip	2	50.0	1	25.0	-	-	1	25.0	-	-	-	-	-	-	-	-	-	-	-	-	4	100.0
C01-02	Tongue	19	24.7	17	22.1	2	2.6	12	15.6	1	1.3	4	5.2	22	28.6	-	-	-	-	-	-	77	100.0
C03-06	Mouth	18	17.1	29	27.6	1	1.0	16	15.2	1	1.0	16	15.2	24	22.9	-	-	-	-	-	-	105	100.0
C07-08	Salivary Gland	2	50.0	2	50.0	-	-	-	-	-	-	-	-	-	-	-	-	-	-	-	-	4	100.0
C09	Tonsil	-	-	3	60.0	1	20.0	-	-	-	-	-	-	1	20.0	-	-	-	-	-	-	5	100.0
C10	Oth. Oropharynx	-	-	25	55.6	-	-	-	-	-	-	-	-	20	44.4	-	-	-	-	-	-	45	100.0
C11	Nasopharynx	-	-	2	50.0	-	-	-	-	-	-	-	-	2	50.0	-	-	-	-	-	-	4	100.0
C12-13	Hypopharynx	-	-	22	62.9	-	-	1	2.9	-	-	-	-	9	25.7	3	8.6	-	-	-	-	35	100.0
C14	Pharynx Unspecified	1	100.0	-	-	-	-	-	-	-	-	-	-	-	-	-	-	-	-	-	-	1	100.0
C15	Oesophagus	2	4.7	21	48.8	-	-	1	2.3	4	9.3	12	27.9	3	7.0	-	-	-	-	-	-	43	100.0
C16	Stomach	5	12.2	10	24.4	12	29.3	-	-	10	24.4	3	7.3	1	2.4	-	-	-	-	-	-	41	100.0
C17	Small Intestine	-	-	-	-	-	-	-	-	-	-	-	-	-	-	-	-	-	-	-	-	-	-
C18	Colon	7	43.8	1	6.2	2	12.5	-	-	6	37.5	-	-	-	-	-	-	-	-	-	-	16	100.0
C19-20	Rectum	4	8.2	10	20.4	2	4.1	3	6.1	3	6.1	7	14.3	20	40.8	-	-	-	-	-	-	49	100.0
C21	Anus & Anal Canal	-	-	1	33.3	-	-	-	-	-	-	-	-	1	33.3	1	33.3	-	-	-	-	3	100.0
C22	Liver	-	-	2	15.4	7	53.8	-	-	-	-	-	-	4	30.8	-	-	-	-	-	-	13	100.0
C23-24	Gallbladder etc.	-	-	-	-	-	-	-	-	-	-	-	-	-	-	-	-	-	-	-	-	-	-
C25	Pancreas	-	-	1	20.0	4	80.0	-	-	-	-	-	-	-	-	-	-	-	-	-	-	5	100.0
C30-31	Nose, Sinuses etc.	-	-	1	25.0	-	-	-	-	-	-	-	-	2	50.0	-	-	1	25.0	-	-	4	100.0
C32	Larynx	6	7.8	45	58.4	-	-	7	9.1	-	-	-	-	18	23.4	1	1.3	-	-	-	-	77	100.0
C33-34	Lung etc.	3	1.2	145	57.8	24	9.6	2	0.8	1	0.4	76	30.3	-	-	-	-	-	-	-	-	251	100.0
C37-38	Other Thoracic Organs	-	-	-	-	-	-	-	-	-	-	-	-	-	-	-	-	-	-	-	-	-	-
C40-41	Bone	1	20.0	-	-	-	-	-	-	4	80.0	-	-	-	-	-	-	-	-	-	-	5	100.0
C43	Melanoma of Skin	8	57.1	3	21.4	-	-	2	14.3	-	-	1	7.1	-	-	-	-	-	-	-	-	14	100.0
C44	Other Skin	-	-	1	33.3	-	-	1	33.3	-	-	1	33.3	-	-	-	-	-	-	-	-	3	100.0
C45	Mesothelioma	-	-	-	-	-	-	-	-	-	-	-	-	-	-	-	-	-	-	-	-	-	-
C46	Kaposi Sarcoma	-	-	-	-	-	-	-	-	-	-	-	-	-	-	-	-	-	-	-	-	-	-
C47+C49	Conn. & Soft Tissue	3	23.1	1	7.7	1	7.7	1	7.7	3	23.1	1	7.7	3	23.1	-	-	-	-	-	-	13	100.0
C50	Breast	-	-	-	-	-	-	-	-	-	-	-	-	-	-	-	-	2	100.0	-	-	2	100.0
C51	Vulva	-	-	-	-	-	-	-	-	-	-	-	-	-	-	-	-	-	-	-	-	-	-
C52	Vagina	-	-	-	-	-	-	-	-	-	-	-	-	-	-	-	-	-	-	-	-	-	-
C53	Cervix Uteri	-	-	-	-	-	-	-	-	-	-	-	-	-	-	-	-	-	-	-	-	-	-
C54	Corpus Uteri	-	-	-	-	-	-	-	-	-	-	-	-	-	-	-	-	-	-	-	-	-	-
C55	Uterus Unspecified	-	-	-	-	-	-	-	-	-	-	-	-	-	-	-	-	-	-	-	-	-	-
C56	Ovary etc.	-	-	-	-	-	-	-	-	-	-	-	-	-	-	-	-	-	-	-	-	-	-
C57	Other Female Genital	-	-	-	-	-	-	-	-	-	-	-	-	-	-	-	-	-	-	-	-	-	-
C58	Placenta	-	-	-	-	-	-	-	-	-	-	-	-	-	-	-	-	-	-	-	-	-	-
C60	Penis	6	100.0	-	-	-	-	-	-	-	-	-	-	-	-	-	-	-	-	-	-	6	100.0
C61	Prostate	1	2.5	1	2.5	-	-	-	-	-	-	-	-	3	7.5	-	-	35	87.5	-	-	40	100.0
C62	Testis	-	-	-	-	-	-	-	-	-	-	-	-	-	-	-	-	-	-	-	-	-	-
C63	Other Male Genital	-	-	-	-	-	-	-	-	-	-	-	-	-	-	-	-	-	-	-	-	-	-
C64	Kidney etc.	3	50.0	2	33.3	-	-	-	-	1	16.7	-	-	-	-	-	-	-	-	-	-	6	100.0
C65	Renal Pelvis	-	-	-	-	-	-	-	-	-	-	-	-	-	-	-	-	-	-	-	-	-	-
C66	Ureter	-	-	1	100.0	-	-	-	-	-	-	-	-	-	-	-	-	-	-	-	-	1	100.0
C67	Bladder	2	25.0	3	37.5	-	-	-	-	1	12.5	1	12.5	1	12.5	-	-	-	-	-	-	8	100.0
C68	Uns.Urinary Organs	-	-	-	-	-	-	-	-	-	-	-	-	-	-	-	-	-	-	-	-	-	-
C69	Eye	-	-	-	-	-	-	-	-	-	-	-	-	-	-	-	-	-	-	-	-	-	-
C70-72	Brain, Nervous System	-	-	-	-	-	-	-	-	-	-	1	100.0	-	-	-	-	-	-	-	-	1	100.0
C73	Thyroid	2	40.0	2	40.0	-	-	1	20.0	-	-	-	-	-	-	-	-	-	-	-	-	5	100.0
C74	Adrenal Gland	-	-	-	-	-	-	-	-	-	-	1	100.0	-	-	-	-	-	-	-	-	1	100.0
C81	Hodgkins Disease	-	-	2	12.5	10	62.5	-	-	-	-	4	25.0	-	-	-	-	-	-	-	-	16	100.0
C82-85,C96	NHL	-	-	2	3.5	45	78.9	-	-	-	-	10	17.5	-	-	-	-	-	-	-	-	57	100.0
C88	Malig Imn.Prol D	-	-	-	-	-	-	-	-	-	-	-	-	-	-	-	-	-	-	-	-	-	-
C90	Multiple Myeloma	-	-	2	6.9	21	72.4	-	-	1	3.4	4	13.8	-	-	1	3.4	-	-	-	-	29	100.0
C91	Lymphoid Leuk.	-	-	-	-	7	70.0	-	-	-	-	3	30.0	-	-	-	-	-	-	-	-	10	100.0
C92-94	Myeloid Leukaemia	-	-	-	-	18	94.7	-	-	-	-	-	-	-	-	-	-	1	5.3	-	-	19	100.0
C95	Leukaemia Uns	-	-	-	-	-	-	-	-	-	-	-	-	-	-	-	-	-	-	-	-	-	-
O&U	Other and Uns	-	-	10	58.8	-	-	-	-	1	5.9	6	35.3	-	-	-	-	-	-	-	-	17	100.0
	<b>All Sites</b>	<b>95</b>	<b>9.2</b>	<b>368</b>	<b>35.6</b>	<b>157</b>	<b>15.2</b>	<b>48</b>	<b>4.6</b>	<b>37</b>	<b>3.6</b>	<b>211</b>	<b>20.4</b>	<b>79</b>	<b>7.6</b>	<b>40</b>	<b>3.9</b>	<b>-</b>	<b>-</b>	<b>-</b>	<b>-</b>	<b>1035</b>	<b>100.0</b>

O & U : C26, C39, C48, C75, C76, C77, C78, C79, C80, C97



**NATIONAL CENTRE FOR DISEASE INFORMATICS AND RESEARCH  
NATIONAL CANCER REGISTRY PROGRAMME**

*(Indian Council of Medical Research)*

**Hospital Based Cancer Registry  
524 HBCR - Malabar Cancer Centre, Kannur**

Report Based on Year of Registration : 2018

**TABLE 6(b): Number(#) and Proportion(%) of cancers by site (ICD-10) and Type of Treatment - Females**  
(Treatment Only at RI)

As on: 21/04/2021

ICD 10	Site	Type of Treatment																				
		Surgery		R-Therapy		C-Therapy		S+R		S+C		R+C		S+R+C		Others		Unknown		Total		
		#	%	#	%	#	%	#	%	#	%	#	%	#	%	#	%	#	%	#	%	
C00	Lip	1	33.3	-	-	1	33.3	1	33.3	-	-	-	-	-	-	-	-	-	-	-	3	100.0
C01-02	Tongue	4	21.1	5	26.3	-	-	4	21.1	-	-	3	15.8	3	15.8	-	-	-	-	-	19	100.0
C03-06	Mouth	8	14.8	17	31.5	-	-	11	20.4	1	1.9	11	20.4	6	11.1	-	-	-	-	-	54	100.0
C07-08	Salivary Gland	-	-	-	-	-	-	3	75.0	-	-	-	-	1	25.0	-	-	-	-	-	4	100.0
C09	Tonsil	-	-	-	-	-	-	-	-	-	-	-	-	-	-	-	-	-	-	-	-	-
C10	Oth. Oropharynx	-	-	2	66.7	-	-	-	-	-	-	1	33.3	-	-	-	-	-	-	-	3	100.0
C11	Nasopharynx	-	-	-	-	-	-	-	-	-	-	-	-	-	-	-	-	-	-	-	-	-
C12-13	Hypopharynx	-	-	4	44.4	-	-	2	22.2	-	-	2	22.2	1	11.1	-	-	-	-	-	9	100.0
C14	Pharynx Unspecified	-	-	-	-	-	-	-	-	-	-	-	-	-	-	-	-	-	-	-	-	-
C15	Oesophagus	2	7.7	18	69.2	-	-	-	-	2	7.7	1	3.8	3	11.5	-	-	-	-	-	26	100.0
C16	Stomach	1	6.2	3	18.8	2	12.5	-	-	9	56.2	-	-	1	6.2	-	-	-	-	-	16	100.0
C17	Small Intestine	-	-	-	-	1	100.0	-	-	-	-	-	-	-	-	-	-	-	-	-	1	100.0
C18	Colon	6	40.0	-	-	3	20.0	-	-	6	40.0	-	-	-	-	-	-	-	-	-	15	100.0
C19-20	Rectum	5	11.1	12	26.7	2	4.4	1	2.2	3	6.7	5	11.1	16	35.6	1	2.2	-	-	-	45	100.0
C21	Anus & Anal Canal	-	-	1	50.0	-	-	-	-	-	-	-	-	1	50.0	-	-	-	-	-	2	100.0
C22	Liver	-	-	-	-	3	75.0	-	-	1	25.0	-	-	-	-	-	-	-	-	-	4	100.0
C23-24	Gallbladder etc.	1	33.3	-	-	1	33.3	-	-	1	33.3	-	-	-	-	-	-	-	-	-	3	100.0
C25	Pancreas	-	-	-	-	2	50.0	-	-	2	50.0	-	-	-	-	-	-	-	-	-	4	100.0
C30-31	Nose, Sinuses etc.	-	-	3	75.0	-	-	-	-	-	-	1	25.0	-	-	-	-	-	-	-	4	100.0
C32	Larynx	2	40.0	1	20.0	-	-	-	-	-	-	2	40.0	-	-	-	-	-	-	-	5	100.0
C33-34	Lung etc.	-	-	8	22.9	10	28.6	-	-	1	2.9	15	42.9	1	2.9	-	-	-	-	-	35	100.0
C37-38	Other Thoracic Organs	-	-	-	-	1	100.0	-	-	-	-	-	-	-	-	-	-	-	-	-	1	100.0
C40-41	Bone	1	14.3	-	-	-	-	-	-	6	85.7	-	-	-	-	-	-	-	-	-	7	100.0
C43	Melanoma of Skin	5	83.3	1	16.7	-	-	-	-	-	-	-	-	-	-	-	-	-	-	-	6	100.0
C44	Other Skin	-	-	-	-	-	-	-	-	-	-	-	-	-	-	-	-	-	-	-	-	-
C45	Mesothelioma	-	-	-	-	-	-	-	-	-	-	-	-	-	-	-	-	-	-	-	-	-
C46	Kaposi Sarcoma	-	-	-	-	-	-	-	-	-	-	-	-	-	-	-	-	-	-	-	-	-
C47+C49	Conn. & Soft Tissue	4	57.1	1	14.3	-	-	-	-	1	14.3	-	-	1	14.3	-	-	-	-	-	7	100.0
C50	Breast	8	2.1	6	1.6	17	4.5	3	0.8	8	2.1	3	0.8	45	11.9	288	76.2	-	-	-	378	100.0
C51	Vulva	1	33.3	2	66.7	-	-	-	-	-	-	-	-	-	-	-	-	-	-	-	3	100.0
C52	Vagina	-	-	2	50.0	-	-	1	25.0	-	-	-	-	1	25.0	-	-	-	-	-	4	100.0
C53	Cervix Uteri	2	2.1	31	32.6	2	2.1	2	2.1	-	-	57	60.0	1	1.1	-	-	-	-	-	95	100.0
C54	Corpus Uteri	7	22.6	2	6.5	1	3.2	12	38.7	1	3.2	1	3.2	7	22.6	-	-	-	-	-	31	100.0
C55	Uterus Unspecified	-	-	-	-	1	100.0	-	-	-	-	-	-	-	-	-	-	-	-	-	1	100.0
C56	Ovary etc.	5	9.3	-	-	17	31.5	-	-	30	55.6	-	-	2	3.7	-	-	-	-	-	54	100.0
C57	Other Female Genital	-	-	-	-	-	-	-	-	-	-	-	-	-	-	-	-	-	-	-	-	-
C58	Placenta	-	-	-	-	-	-	-	-	-	-	-	-	-	-	-	-	-	-	-	-	-
C60	Penis	-	-	-	-	-	-	-	-	-	-	-	-	-	-	-	-	-	-	-	-	-
C61	Prostate	-	-	-	-	-	-	-	-	-	-	-	-	-	-	-	-	-	-	-	-	-
C62	Testis	-	-	-	-	-	-	-	-	-	-	-	-	-	-	-	-	-	-	-	-	-
C63	Other Male Genital	-	-	-	-	-	-	-	-	-	-	-	-	-	-	-	-	-	-	-	-	-
C64	Kidney etc.	1	25.0	1	25.0	1	25.0	-	-	-	-	-	-	1	25.0	-	-	-	-	-	4	100.0
C65	Renal Pelvis	-	-	-	-	-	-	-	-	-	-	-	-	-	-	-	-	-	-	-	-	-
C66	Ureter	-	-	-	-	-	-	-	-	-	-	-	-	-	-	-	-	-	-	-	-	-
C67	Bladder	1	50.0	-	-	-	-	-	-	1	50.0	-	-	-	-	-	-	-	-	-	2	100.0
C68	Uns. Urinary Organs	-	-	-	-	-	-	-	-	-	-	-	-	-	-	-	-	-	-	-	-	-
C69	Eye	-	-	-	-	-	-	-	-	-	-	-	-	-	-	-	-	-	-	-	-	-
C70-72	Brain, Nervous System	-	-	-	-	1	100.0	-	-	-	-	-	-	-	-	-	-	-	-	-	1	100.0
C73	Thyroid	19	79.2	2	8.3	1	4.2	-	-	1	4.2	-	-	1	4.2	-	-	-	-	-	24	100.0
C74	Adrenal Gland	-	-	-	-	-	-	-	-	-	-	-	-	-	-	-	-	-	-	-	-	-
C81	Hodgkins Disease	-	-	-	-	7	87.5	-	-	-	-	1	12.5	-	-	-	-	-	-	-	8	100.0
C82-85,C96	NHL	3	6.4	4	8.5	33	70.2	-	-	-	-	6	12.8	-	-	1	2.1	-	-	-	47	100.0
C88	Malig Imn.Prol D	-	-	-	-	-	-	-	-	-	-	-	-	-	-	-	-	-	-	-	-	-
C90	Multiple Myeloma	-	-	1	4.5	14	63.6	-	-	-	-	7	31.8	-	-	-	-	-	-	-	22	100.0
C91	Lymphoid Leuk.	-	-	-	-	6	75.0	-	-	-	-	2	25.0	-	-	-	-	-	-	-	8	100.0
C92-94	Myeloid Leukaemia	-	-	-	-	20	100.0	-	-	-	-	-	-	-	-	-	-	-	-	-	20	100.0
C95	Leukaemia Uns	-	-	-	-	-	-	-	-	-	-	-	-	-	-	-	-	-	-	-	-	-
O&U	Other and Uns	-	-	-	-	1	100.0	-	-	-	-	-	-	-	-	-	-	-	-	-	1	100.0
	<b>All Sites</b>	<b>87</b>	<b>8.9</b>	<b>127</b>	<b>13.0</b>	<b>148</b>	<b>15.2</b>	<b>40</b>	<b>4.1</b>	<b>74</b>	<b>7.6</b>	<b>118</b>	<b>12.1</b>	<b>92</b>	<b>9.4</b>	<b>290</b>	<b>29.7</b>	<b>-</b>	<b>-</b>	<b>-</b>	<b>976</b>	<b>100.0</b>

O & U : C26, C39, C48, C75, C76, C77, C78, C79, C80, C97



**NATIONAL CENTRE FOR DISEASE INFORMATICS AND RESEARCH  
NATIONAL CANCER REGISTRY PROGRAMME**

*(Indian Council of Medical Research)*

**Hospital Based Cancer Registry  
524 HBCR - Malabar Cancer Centre, Kannur**

Report Based on Year of Registration : 2018

**TABLE 7(a): Number(#) and Proportion(%) of cancers by site (ICD-10) and Any Specific Treatment - Males**  
(Treatment Only at RI)

As on: 21/04/2021

ICD 10	Site	Any S		Any R		Any C		Any H		Others		Unknown		Total	
		#	%	#	%	#	%	#	%	#	%	#	%	#	%
C00	Lip	3	60.0	2	40.0	-	-	-	-	-	-	-	-	5	100.0
C01-02	Tongue	54	39.1	55	39.9	29	21.0	-	-	-	-	-	-	138	100.0
C03-06	Mouth	59	31.7	85	45.7	42	22.6	-	-	-	-	-	-	186	100.0
C07-08	Salivary Gland	2	50.0	2	50.0	-	-	-	-	-	-	-	-	4	100.0
C09	Tonsil	-	-	4	66.7	2	33.3	-	-	-	-	-	-	6	100.0
C10	Oth. Oropharynx	-	-	45	69.2	20	30.8	-	-	-	-	-	-	65	100.0
C11	Nasopharynx	-	-	4	66.7	2	33.3	-	-	-	-	-	-	6	100.0
C12-13	Hypopharynx	4	7.8	35	68.6	12	23.5	-	-	-	-	-	-	51	100.0
C14	Pharynx Unspecified	1	100.0	-	-	-	-	-	-	-	-	-	-	1	100.0
C15	Oesophagus	10	15.2	37	56.1	19	28.8	-	-	-	-	-	-	66	100.0
C16	Stomach	16	28.6	14	25.0	26	46.4	-	-	-	-	-	-	56	100.0
C17	Small Intestine	-	-	-	-	-	-	-	-	-	-	-	-	-	-
C18	Colon	13	59.1	1	4.5	8	36.4	-	-	-	-	-	-	22	100.0
C19-20	Rectum	30	29.4	40	39.2	32	31.4	-	-	-	-	-	-	102	100.0
C21	Anus & Anal Canal	1	16.7	3	50.0	2	33.3	-	-	-	-	-	-	6	100.0
C22	Liver	-	-	6	35.3	11	64.7	-	-	-	-	-	-	17	100.0
C23-24	Gallbladder etc.	-	-	-	-	-	-	-	-	-	-	-	-	-	-
C25	Pancreas	-	-	1	20.0	4	80.0	-	-	-	-	-	-	5	100.0
C30-31	Nose, Sinuses etc.	-	-	4	57.1	2	28.6	1	14.3	-	-	-	-	7	100.0
C32	Larynx	14	13.5	71	68.3	19	18.3	-	-	-	-	-	-	104	100.0
C33-34	Lung etc.	6	1.8	223	67.6	101	30.6	-	-	-	-	-	-	330	100.0
C37-38	Other Thoracic Organs	-	-	-	-	-	-	-	-	-	-	-	-	-	-
C40-41	Bone	5	55.6	-	-	4	44.4	-	-	-	-	-	-	9	100.0
C43	Melanoma of Skin	10	58.8	6	35.3	1	5.9	-	-	-	-	-	-	17	100.0
C44	Other Skin	1	20.0	3	60.0	1	20.0	-	-	-	-	-	-	5	100.0
C45	Mesothelioma	-	-	-	-	-	-	-	-	-	-	-	-	-	-
C46	Kaposi Sarcoma	-	-	-	-	-	-	-	-	-	-	-	-	-	-
C47+C49	Conn. & Soft Tissue	10	41.7	6	25.0	8	33.3	-	-	-	-	-	-	24	100.0
C50	Breast	-	-	-	-	-	-	2	100.0	-	-	-	-	2	100.0
C51	Vulva	-	-	-	-	-	-	-	-	-	-	-	-	-	-
C52	Vagina	-	-	-	-	-	-	-	-	-	-	-	-	-	-
C53	Cervix Uteri	-	-	-	-	-	-	-	-	-	-	-	-	-	-
C54	Corpus Uteri	-	-	-	-	-	-	-	-	-	-	-	-	-	-
C55	Uterus Unspecified	-	-	-	-	-	-	-	-	-	-	-	-	-	-
C56	Ovary etc.	-	-	-	-	-	-	-	-	-	-	-	-	-	-
C57	Other Female Genital	-	-	-	-	-	-	-	-	-	-	-	-	-	-
C58	Placenta	-	-	-	-	-	-	-	-	-	-	-	-	-	-
C60	Penis	6	100.0	-	-	-	-	-	-	-	-	-	-	6	100.0
C61	Prostate	1	1.6	18	28.1	10	15.6	35	54.7	-	-	-	-	64	100.0
C62	Testis	-	-	-	-	-	-	-	-	-	-	-	-	-	-
C63	Other Male Genital	-	-	-	-	-	-	-	-	-	-	-	-	-	-
C64	Kidney etc.	4	57.1	2	28.6	1	14.3	-	-	-	-	-	-	7	100.0
C65	Renal Pelvis	-	-	-	-	-	-	-	-	-	-	-	-	-	-
C66	Ureter	-	-	1	100.0	-	-	-	-	-	-	-	-	1	100.0
C67	Bladder	4	33.3	5	41.7	3	25.0	-	-	-	-	-	-	12	100.0
C68	Uns. Urinary Organs	-	-	-	-	-	-	-	-	-	-	-	-	-	-
C69	Eye	-	-	-	-	-	-	-	-	-	-	-	-	-	-
C70-72	Brain, Nervous System	-	-	1	50.0	1	50.0	-	-	-	-	-	-	2	100.0
C73	Thyroid	3	50.0	3	50.0	-	-	-	-	-	-	-	-	6	100.0
C74	Adrenal Gland	-	-	1	50.0	1	50.0	-	-	-	-	-	-	2	100.0
C81	Hodgkins Disease	-	-	6	30.0	14	70.0	-	-	-	-	-	-	20	100.0
C82-85,C96	NHL	-	-	12	17.9	55	82.1	-	-	-	-	-	-	67	100.0
C88	Malig Imn.Prol D	-	-	-	-	-	-	-	-	-	-	-	-	-	-
C90	Multiple Myeloma	1	2.9	6	17.6	26	76.5	-	-	1	2.9	-	-	34	100.0
C91	Lymphoid Leuk.	-	-	3	23.1	10	76.9	-	-	-	-	-	-	13	100.0
C92-94	Myeloid Leukaemia	-	-	-	-	18	94.7	-	-	1	5.3	-	-	19	100.0
C95	Leukaemia Uns	-	-	-	-	-	-	-	-	-	-	-	-	-	-
O&U	Other and Uns	1	4.2	16	66.7	7	29.2	-	-	-	-	-	-	24	100.0
	<b>All Sites</b>	<b>259</b>	<b>17.1</b>	<b>721</b>	<b>47.7</b>	<b>491</b>	<b>32.5</b>	<b>38</b>	<b>2.5</b>	<b>2</b>	<b>0.1</b>	<b>-</b>	<b>-</b>	<b>1511</b>	<b>100.0</b>

O & U : C26, C39, C48, C75, C76, C77, C78, C79, C80, C97



**NATIONAL CENTRE FOR DISEASE INFORMATICS AND RESEARCH  
NATIONAL CANCER REGISTRY PROGRAMME**

*(Indian Council of Medical Research)*

**Hospital Based Cancer Registry**

**524 HBCR - Malabar Cancer Centre, Kannur**

Report Based on Year of Registration : 2018

**TABLE 7(b): Number(#) and Proportion(%) of cancers by site (ICD-10) and Any Specific Treatment - Females**  
(Treatment Only at RI)

As on: 21/04/2021

ICD 10	Site	Any S		Any R		Any C		Any H		Others		Unknown		Total	
		#	%	#	%	#	%	#	%	#	%	#	%	#	%
C00	Lip	2	50.0	1	25.0	1	25.0	-	-	-	-	-	-	4	100.0
C01-02	Tongue	11	34.4	15	46.9	6	18.8	-	-	-	-	-	-	32	100.0
C03-06	Mouth	26	29.2	45	50.6	18	20.2	-	-	-	-	-	-	89	100.0
C07-08	Salivary Gland	4	44.4	4	44.4	1	11.1	-	-	-	-	-	-	9	100.0
C09	Tonsil	-	-	-	-	-	-	-	-	-	-	-	-	-	-
C10	Oth. Oropharynx	-	-	3	75.0	1	25.0	-	-	-	-	-	-	4	100.0
C11	Nasopharynx	-	-	-	-	-	-	-	-	-	-	-	-	-	-
C12-13	Hypopharynx	3	20.0	9	60.0	3	20.0	-	-	-	-	-	-	15	100.0
C14	Pharynx Unspecified	-	-	-	-	-	-	-	-	-	-	-	-	-	-
C15	Oesophagus	7	20.0	22	62.9	6	17.1	-	-	-	-	-	-	35	100.0
C16	Stomach	11	40.7	4	14.8	12	44.4	-	-	-	-	-	-	27	100.0
C17	Small Intestine	-	-	-	-	1	100.0	-	-	-	-	-	-	1	100.0
C18	Colon	12	57.1	-	-	9	42.9	-	-	-	-	-	-	21	100.0
C19-20	Rectum	26	29.2	35	39.3	27	30.3	1	1.1	-	-	-	-	89	100.0
C21	Anus & Anal Canal	1	25.0	2	50.0	1	25.0	-	-	-	-	-	-	4	100.0
C22	Liver	1	20.0	-	-	4	80.0	-	-	-	-	-	-	5	100.0
C23-24	Gallbladder etc.	2	50.0	-	-	2	50.0	-	-	-	-	-	-	4	100.0
C25	Pancreas	2	33.3	-	-	4	66.7	-	-	-	-	-	-	6	100.0
C30-31	Nose, Sinuses etc.	-	-	4	80.0	1	20.0	-	-	-	-	-	-	5	100.0
C32	Larynx	2	28.6	3	42.9	2	28.6	-	-	-	-	-	-	7	100.0
C33-34	Lung etc.	2	3.8	24	45.3	27	50.9	-	-	-	-	-	-	53	100.0
C37-38	Other Thoracic Organs	-	-	-	-	1	100.0	-	-	-	-	-	-	1	100.0
C40-41	Bone	7	53.8	-	-	6	46.2	-	-	-	-	-	-	13	100.0
C43	Melanoma of Skin	5	83.3	1	16.7	-	-	-	-	-	-	-	-	6	100.0
C44	Other Skin	-	-	-	-	-	-	-	-	-	-	-	-	-	-
C45	Mesothelioma	-	-	-	-	-	-	-	-	-	-	-	-	-	-
C46	Kaposi Sarcoma	-	-	-	-	-	-	-	-	-	-	-	-	-	-
C47+C49	Conn. & Soft Tissue	6	60.0	2	20.0	2	20.0	-	-	-	-	-	-	10	100.0
C50	Breast	309	26.6	262	22.5	304	26.1	288	24.8	-	-	-	-	1163	100.0
C51	Vulva	1	33.3	2	66.7	-	-	-	-	-	-	-	-	3	100.0
C52	Vagina	2	28.6	4	57.1	1	14.3	-	-	-	-	-	-	7	100.0
C53	Cervix Uteri	5	3.2	91	58.3	60	38.5	-	-	-	-	-	-	156	100.0
C54	Corpus Uteri	27	45.8	22	37.3	10	16.9	-	-	-	-	-	-	59	100.0
C55	Uterus Unspecified	-	-	-	-	1	100.0	-	-	-	-	-	-	1	100.0
C56	Ovary etc.	37	42.0	2	2.3	49	55.7	-	-	-	-	-	-	88	100.0
C57	Other Female Genital	-	-	-	-	-	-	-	-	-	-	-	-	-	-
C58	Placenta	-	-	-	-	-	-	-	-	-	-	-	-	-	-
C60	Penis	-	-	-	-	-	-	-	-	-	-	-	-	-	-
C61	Prostate	-	-	-	-	-	-	-	-	-	-	-	-	-	-
C62	Testis	-	-	-	-	-	-	-	-	-	-	-	-	-	-
C63	Other Male Genital	-	-	-	-	-	-	-	-	-	-	-	-	-	-
C64	Kidney etc.	2	33.3	2	33.3	2	33.3	-	-	-	-	-	-	6	100.0
C65	Renal Pelvis	-	-	-	-	-	-	-	-	-	-	-	-	-	-
C66	Ureter	-	-	-	-	-	-	-	-	-	-	-	-	-	-
C67	Bladder	2	66.7	-	-	1	33.3	-	-	-	-	-	-	3	100.0
C68	Uns.Urinary Organs	-	-	-	-	-	-	-	-	-	-	-	-	-	-
C69	Eye	-	-	-	-	-	-	-	-	-	-	-	-	-	-
C70-72	Brain, Nervous System	-	-	-	-	1	100.0	-	-	-	-	-	-	1	100.0
C73	Thyroid	21	77.8	3	11.1	3	11.1	-	-	-	-	-	-	27	100.0
C74	Adrenal Gland	-	-	-	-	-	-	-	-	-	-	-	-	-	-
C81	Hodgkins Disease	-	-	1	11.1	8	88.9	-	-	-	-	-	-	9	100.0
C82-85,C96	NHL	3	5.7	10	18.9	39	73.6	1	1.9	-	-	-	-	53	100.0
C88	Malig Imn.Prol D	-	-	-	-	-	-	-	-	-	-	-	-	-	-
C90	Multiple Myeloma	-	-	8	27.6	21	72.4	-	-	-	-	-	-	29	100.0
C91	Lymphoid Leuk.	-	-	2	20.0	8	80.0	-	-	-	-	-	-	10	100.0
C92-94	Myeloid Leukaemia	-	-	-	-	20	100.0	-	-	-	-	-	-	20	100.0
C95	Leukaemia Uns	-	-	-	-	-	-	-	-	-	-	-	-	-	-
O&U	Other and Uns	-	-	-	-	1	100.0	-	-	-	-	-	-	1	100.0
	<b>All Sites</b>	<b>539</b>	<b>26.0</b>	<b>583</b>	<b>28.1</b>	<b>664</b>	<b>32.0</b>	<b>290</b>	<b>14.0</b>	<b>-</b>	<b>-</b>	<b>-</b>	<b>-</b>	<b>2076</b>	<b>100.0</b>

O & U : C26, C39, C48, C75, C76, C77, C78, C79, C80, C97



**NATIONAL CENTRE FOR DISEASE INFORMATICS AND RESEARCH  
NATIONAL CANCER REGISTRY PROGRAMME**

*(Indian Council of Medical Research)*

**Hospital Based Cancer Registry  
524 HBCR - Malabar Cancer Centre, Kannur**

Report Based on Year of Registration : 2018

**TABLE 8(a): Number(#) and Proportion(%) of cancers by site (ICD-10) and Treatment Status at Reporting Institution (Excluding the Cancers Previously Treated) - Males**

As on: 21/04/2021

ICD 10	Site	Received		Not Received		Not Accepted		Incomplete		Unknown		Total	
		#	%	#	%	#	%	#	%	#	%	#	%
C00	Lip	4	66.7	1	16.7	1	16.7	-	-	-	-	6	100.0
C01-02	Tongue	77	73.3	11	10.5	14	13.3	3	2.9	-	-	105	100.0
C03-06	Mouth	105	72.4	18	12.4	19	13.1	3	2.1	-	-	145	100.0
C07-08	Salivary Gland	4	66.7	1	16.7	1	16.7	-	-	-	-	6	100.0
C09	Tonsil	5	83.3	-	-	1	16.7	-	-	-	-	6	100.0
C10	Oth. Oropharynx	45	67.2	9	13.4	4	6.0	9	13.4	-	-	67	100.0
C11	Nasopharynx	4	100.0	-	-	-	-	-	-	-	-	4	100.0
C12-13	Hypopharynx	35	68.6	8	15.7	5	9.8	3	5.9	-	-	51	100.0
C14	Pharynx Unspecified	1	100.0	-	-	-	-	-	-	-	-	1	100.0
C15	Oesophagus	43	55.1	19	24.4	13	16.7	3	3.8	-	-	78	100.0
C16	Stomach	41	32.3	64	50.4	21	16.5	1	0.8	-	-	127	100.0
C17	Small Intestine	-	-	-	-	2	100.0	-	-	-	-	2	100.0
C18	Colon	16	29.1	26	47.3	13	23.6	-	-	-	-	55	100.0
C19-20	Rectum	49	57.6	21	24.7	12	14.1	3	3.5	-	-	85	100.0
C21	Anus & Anal Canal	3	60.0	2	40.0	-	-	-	-	-	-	5	100.0
C22	Liver	13	13.8	64	68.1	9	9.6	8	8.5	-	-	94	100.0
C23-24	Gallbladder etc.	-	-	8	88.9	1	11.1	-	-	-	-	9	100.0
C25	Pancreas	5	11.6	33	76.7	4	9.3	1	2.3	-	-	43	100.0
C30-31	Nose, Sinuses etc.	4	57.1	-	-	2	28.6	1	14.3	-	-	7	100.0
C32	Larynx	77	72.6	11	10.4	14	13.2	4	3.8	-	-	106	100.0
C33-34	Lung etc.	251	49.1	165	32.3	76	14.9	19	3.7	-	-	511	100.0
C37-38	Other Thoracic Organs	-	-	3	60.0	1	20.0	1	20.0	-	-	5	100.0
C40-41	Bone	5	35.7	7	50.0	1	7.1	1	7.1	-	-	14	100.0
C43	Melanoma of Skin	14	63.6	7	31.8	1	4.5	-	-	-	-	22	100.0
C44	Other Skin	3	75.0	1	25.0	-	-	-	-	-	-	4	100.0
C45	Mesothelioma	-	-	-	-	-	-	-	-	-	-	-	-
C46	Kaposi Sarcoma	-	-	-	-	-	-	-	-	-	-	-	-
C47+C49	Conn. & Soft Tissue	13	65.0	6	30.0	1	5.0	-	-	-	-	20	100.0
C50	Breast	2	40.0	2	40.0	-	-	1	20.0	-	-	5	100.0
C51	Vulva	-	-	-	-	-	-	-	-	-	-	-	-
C52	Vagina	-	-	-	-	-	-	-	-	-	-	-	-
C53	Cervix Uteri	-	-	-	-	-	-	-	-	-	-	-	-
C54	Corpus Uteri	-	-	-	-	-	-	-	-	-	-	-	-
C55	Uterus Unspecified	-	-	-	-	-	-	-	-	-	-	-	-
C56	Ovary etc.	-	-	-	-	-	-	-	-	-	-	-	-
C57	Other Female Genital	-	-	-	-	-	-	-	-	-	-	-	-
C58	Placenta	-	-	-	-	-	-	-	-	-	-	-	-
C60	Penis	6	66.7	2	22.2	1	11.1	-	-	-	-	9	100.0
C61	Prostate	40	60.6	18	27.3	7	10.6	1	1.5	-	-	66	100.0
C62	Testis	-	-	-	-	1	100.0	-	-	-	-	1	100.0
C63	Other Male Genital	-	-	-	-	-	-	-	-	-	-	-	-
C64	Kidney etc.	6	30.0	9	45.0	5	25.0	-	-	-	-	20	100.0
C65	Renal Pelvis	-	-	-	-	-	-	-	-	-	-	-	-
C66	Ureter	1	50.0	1	50.0	-	-	-	-	-	-	2	100.0
C67	Bladder	8	40.0	9	45.0	3	15.0	-	-	-	-	20	100.0
C68	Uns.Urinary Organs	-	-	-	-	-	-	-	-	-	-	-	-
C69	Eye	-	-	-	-	-	-	-	-	-	-	-	-
C70-72	Brain, Nervous System	1	9.1	8	72.7	2	18.2	-	-	-	-	11	100.0
C73	Thyroid	5	38.5	6	46.2	1	7.7	1	7.7	-	-	13	100.0
C74	Adrenal Gland	1	50.0	1	50.0	-	-	-	-	-	-	2	100.0
C81	Hodgkins Disease	16	80.0	3	15.0	1	5.0	-	-	-	-	20	100.0
C82-85,C96	NHL	57	46.0	56	45.2	3	2.4	8	6.5	-	-	124	100.0
C88	Malign.Imn.Prol D	-	-	-	-	-	-	-	-	-	-	-	-
C90	Multiple Myeloma	29	44.6	17	26.2	2	3.1	17	26.2	-	-	65	100.0
C91	Lymphoid Leuk.	10	37.0	10	37.0	-	-	7	25.9	-	-	27	100.0
C92-94	Myeloid Leukaemia	19	39.6	15	31.2	-	-	14	29.2	-	-	48	100.0
C95	Leukaemia Uns	-	-	1	100.0	-	-	-	-	-	-	1	100.0
O&U	Other and Uns	17	28.8	35	59.3	5	8.5	2	3.4	-	-	59	100.0
	<b>All Sites</b>	<b>1035</b>	<b>50.0</b>	<b>678</b>	<b>32.7</b>	<b>247</b>	<b>11.9</b>	<b>111</b>	<b>5.4</b>	<b>-</b>	<b>-</b>	<b>2071</b>	<b>100.0</b>

O & U : C26, C39, C48, C75, C76, C77, C78, C79, C80, C97



**NATIONAL CENTRE FOR DISEASE INFORMATICS AND RESEARCH**  
**NATIONAL CANCER REGISTRY PROGRAMME**  
*(Indian Council of Medical Research)*

**Hospital Based Cancer Registry**  
**524 HBCR - Malabar Cancer Centre, Kannur**

Report Based on Year of Registration : 2018

**TABLE 8(b): Number(#) and Proportion(%) of cancers by site (ICD-10) and Treatment Status at Reporting Institution (Excluding the Cancers Previously Treated) - Females**

As on: 21/04/2021

ICD 10	Site	Received		Not Received		Not Accepted		Incomplete		Unknown		Total	
		#	%	#	%	#	%	#	%	#	%	#	%
C00	Lip	3	37.5	-	-	2	25.0	3	37.5	-	-	8	100.0
C01-02	Tongue	19	51.4	6	16.2	10	27.0	2	5.4	-	-	37	100.0
C03-06	Mouth	54	69.2	6	7.7	14	17.9	4	5.1	-	-	78	100.0
C07-08	Salivary Gland	4	80.0	1	20.0	-	-	-	-	-	-	5	100.0
C09	Tonsil	-	-	-	-	-	-	-	-	-	-	-	-
C10	Oth. Oropharynx	3	75.0	1	25.0	-	-	-	-	-	-	4	100.0
C11	Nasopharynx	-	-	2	50.0	1	25.0	1	25.0	-	-	4	100.0
C12-13	Hypopharynx	9	75.0	3	25.0	-	-	-	-	-	-	12	100.0
C14	Pharynx Unspecified	-	-	-	-	-	-	-	-	-	-	-	-
C15	Oesophagus	26	66.7	6	15.4	7	17.9	-	-	-	-	39	100.0
C16	Stomach	16	34.8	24	52.2	5	10.9	1	2.2	-	-	46	100.0
C17	Small Intestine	1	25.0	2	50.0	1	25.0	-	-	-	-	4	100.0
C18	Colon	15	42.9	18	51.4	2	5.7	-	-	-	-	35	100.0
C19-20	Rectum	45	61.6	13	17.8	10	13.7	5	6.8	-	-	73	100.0
C21	Anus & Anal Canal	2	66.7	1	33.3	-	-	-	-	-	-	3	100.0
C22	Liver	4	15.4	19	73.1	3	11.5	-	-	-	-	26	100.0
C23-24	Gallbladder etc.	3	20.0	8	53.3	2	13.3	2	13.3	-	-	15	100.0
C25	Pancreas	4	14.8	17	63.0	5	18.5	1	3.7	-	-	27	100.0
C30-31	Nose, Sinuses etc.	4	66.7	2	33.3	-	-	-	-	-	-	6	100.0
C32	Larynx	5	83.3	-	-	1	16.7	-	-	-	-	6	100.0
C33-34	Lung etc.	35	41.2	40	47.1	6	7.1	4	4.7	-	-	85	100.0
C37-38	Other Thoracic Organs	1	50.0	-	-	1	50.0	-	-	-	-	2	100.0
C40-41	Bone	7	77.8	2	22.2	-	-	-	-	-	-	9	100.0
C43	Melanoma of Skin	6	40.0	6	40.0	3	20.0	-	-	-	-	15	100.0
C44	Other Skin	-	-	-	-	2	100.0	-	-	-	-	2	100.0
C45	Mesothelioma	-	-	-	-	-	-	-	-	-	-	-	-
C46	Kaposi Sarcoma	-	-	-	-	-	-	-	-	-	-	-	-
C47+C49	Conn. & Soft Tissue	7	70.0	1	10.0	2	20.0	-	-	-	-	10	100.0
C50	Breast	378	75.9	72	14.5	30	6.0	18	3.6	-	-	498	100.0
C51	Vulva	3	75.0	1	25.0	-	-	-	-	-	-	4	100.0
C52	Vagina	4	80.0	-	-	-	-	1	20.0	-	-	5	100.0
C53	Cervix Uteri	95	79.8	6	5.0	16	13.4	2	1.7	-	-	119	100.0
C54	Corpus Uteri	31	72.1	8	18.6	3	7.0	1	2.3	-	-	43	100.0
C55	Uterus Unspecified	1	50.0	1	50.0	-	-	-	-	-	-	2	100.0
C56	Ovary etc.	54	55.7	31	32.0	9	9.3	3	3.1	-	-	97	100.0
C57	Other Female Genital	-	-	-	-	-	-	-	-	-	-	-	-
C58	Placenta	-	-	-	-	-	-	-	-	-	-	-	-
C60	Penis	-	-	-	-	-	-	-	-	-	-	-	-
C61	Prostate	-	-	-	-	-	-	-	-	-	-	-	-
C62	Testis	-	-	-	-	-	-	-	-	-	-	-	-
C63	Other Male Genital	-	-	-	-	-	-	-	-	-	-	-	-
C64	Kidney etc.	4	44.4	3	33.3	2	22.2	-	-	-	-	9	100.0
C65	Renal Pelvis	-	-	-	-	-	-	-	-	-	-	-	-
C66	Ureter	-	-	-	-	-	-	-	-	-	-	-	-
C67	Bladder	2	50.0	2	50.0	-	-	-	-	-	-	4	100.0
C68	Uns.Urinary Organs	-	-	-	-	-	-	-	-	-	-	-	-
C69	Eye	-	-	-	-	-	-	-	-	-	-	-	-
C70-72	Brain, Nervous System	1	20.0	4	80.0	-	-	-	-	-	-	5	100.0
C73	Thyroid	24	54.5	14	31.8	5	11.4	1	2.3	-	-	44	100.0
C74	Adrenal Gland	-	-	-	-	-	-	-	-	-	-	-	-
C81	Hodgkins Disease	8	61.5	3	23.1	1	7.7	1	7.7	-	-	13	100.0
C82-85,C96	NHL	47	71.2	14	21.2	3	4.5	2	3.0	-	-	66	100.0
C88	Malig Imn.Prol D	-	-	-	-	-	-	-	-	-	-	-	-
C90	Multiple Myeloma	22	47.8	4	8.7	-	-	20	43.5	-	-	46	100.0
C91	Lymphoid Leuk.	8	44.4	9	50.0	-	-	1	5.6	-	-	18	100.0
C92-94	Myeloid Leukaemia	20	42.6	15	31.9	-	-	12	25.5	-	-	47	100.0
C95	Leukaemia Uns	-	-	1	50.0	-	-	1	50.0	-	-	2	100.0
O&U	Other and Uns	1	4.0	22	88.0	2	8.0	-	-	-	-	25	100.0
	<b>All Sites</b>	<b>976</b>	<b>61.1</b>	<b>388</b>	<b>24.3</b>	<b>148</b>	<b>9.3</b>	<b>86</b>	<b>5.4</b>	<b>-</b>	<b>-</b>	<b>1598</b>	<b>100.0</b>

O & U : C26, C39, C48, C75, C76, C77, C78, C79, C80, C97



**NATIONAL CENTRE FOR DISEASE INFORMATICS AND RESEARCH  
NATIONAL CANCER REGISTRY PROGRAMME**

*(Indian Council of Medical Research)*

**Hospital Based Cancer Registry  
524 HBCR - Malabar Cancer Centre, Kannur**

Report Based on Year of Registration : 2018

**TABLE 9(a): Number(#) and Proportion(%) of cancers by site (ICD-10) and Intention to Treat at Reporting Institution  
(Excluding the Cancers Previously Treated) - Males**

As on: 21/04/2021

ICD 10	Site	Radical		Palliative		Pain Relief Only		Symptomatic		Unknown		Total	
		#	%	#	%	#	%	#	%	#	%	#	%
C00	Lip	3	75.0	1	25.0	-	-	-	-	-	-	4	100.0
C01-02	Tongue	52	67.5	25	32.5	-	-	-	-	-	-	77	100.0
C03-06	Mouth	64	61.0	40	38.1	-	-	1	1.0	-	-	105	100.0
C07-08	Salivary Gland	2	50.0	2	50.0	-	-	-	-	-	-	4	100.0
C09	Tonsil	1	20.0	4	80.0	-	-	-	-	-	-	5	100.0
C10	Oth. Oropharynx	19	42.2	26	57.8	-	-	-	-	-	-	45	100.0
C11	Nasopharynx	1	25.0	2	50.0	-	-	1	25.0	-	-	4	100.0
C12-13	Hypopharynx	16	45.7	19	54.3	-	-	-	-	-	-	35	100.0
C14	Pharynx Unspecified	1	100.0	-	-	-	-	-	-	-	-	1	100.0
C15	Oesophagus	13	30.2	30	69.8	-	-	-	-	-	-	43	100.0
C16	Stomach	14	34.1	27	65.9	-	-	-	-	-	-	41	100.0
C17	Small Intestine	-	-	-	-	-	-	-	-	-	-	-	-
C18	Colon	11	68.8	5	31.2	-	-	-	-	-	-	16	100.0
C19-20	Rectum	34	69.4	15	30.6	-	-	-	-	-	-	49	100.0
C21	Anus & Anal Canal	2	66.7	1	33.3	-	-	-	-	-	-	3	100.0
C22	Liver	1	7.7	12	92.3	-	-	-	-	-	-	13	100.0
C23-24	Gallbladder etc.	-	-	-	-	-	-	-	-	-	-	-	-
C25	Pancreas	-	-	5	100.0	-	-	-	-	-	-	5	100.0
C30-31	Nose, Sinuses etc.	1	25.0	3	75.0	-	-	-	-	-	-	4	100.0
C32	Larynx	57	74.0	20	26.0	-	-	-	-	-	-	77	100.0
C33-34	Lung etc.	38	15.1	213	84.9	-	-	-	-	-	-	251	100.0
C37-38	Other Thoracic Organs	-	-	-	-	-	-	-	-	-	-	-	-
C40-41	Bone	5	100.0	-	-	-	-	-	-	-	-	5	100.0
C43	Melanoma of Skin	9	64.3	5	35.7	-	-	-	-	-	-	14	100.0
C44	Other Skin	1	33.3	2	66.7	-	-	-	-	-	-	3	100.0
C45	Mesothelioma	-	-	-	-	-	-	-	-	-	-	-	-
C46	Kaposi Sarcoma	-	-	-	-	-	-	-	-	-	-	-	-
C47+C49	Conn. & Soft Tissue	10	76.9	3	23.1	-	-	-	-	-	-	13	100.0
C50	Breast	-	-	2	100.0	-	-	-	-	-	-	2	100.0
C51	Vulva	-	-	-	-	-	-	-	-	-	-	-	-
C52	Vagina	-	-	-	-	-	-	-	-	-	-	-	-
C53	Cervix Uteri	-	-	-	-	-	-	-	-	-	-	-	-
C54	Corpus Uteri	-	-	-	-	-	-	-	-	-	-	-	-
C55	Uterus Unspecified	-	-	-	-	-	-	-	-	-	-	-	-
C56	Ovary etc.	-	-	-	-	-	-	-	-	-	-	-	-
C57	Other Female Genital	-	-	-	-	-	-	-	-	-	-	-	-
C58	Placenta	-	-	-	-	-	-	-	-	-	-	-	-
C60	Penis	5	83.3	1	16.7	-	-	-	-	-	-	6	100.0
C61	Prostate	20	50.0	19	47.5	-	-	1	2.5	-	-	40	100.0
C62	Testis	-	-	-	-	-	-	-	-	-	-	-	-
C63	Other Male Genital	-	-	-	-	-	-	-	-	-	-	-	-
C64	Kidney etc.	4	66.7	2	33.3	-	-	-	-	-	-	6	100.0
C65	Renal Pelvis	-	-	-	-	-	-	-	-	-	-	-	-
C66	Ureter	-	-	1	100.0	-	-	-	-	-	-	1	100.0
C67	Bladder	4	50.0	4	50.0	-	-	-	-	-	-	8	100.0
C68	Uns. Urinary Organs	-	-	-	-	-	-	-	-	-	-	-	-
C69	Eye	-	-	-	-	-	-	-	-	-	-	-	-
C70-72	Brain, Nervous System	1	100.0	-	-	-	-	-	-	-	-	1	100.0
C73	Thyroid	4	80.0	1	20.0	-	-	-	-	-	-	5	100.0
C74	Adrenal Gland	-	-	1	100.0	-	-	-	-	-	-	1	100.0
C81	Hodgkins Disease	14	87.5	2	12.5	-	-	-	-	-	-	16	100.0
C82-85,C96	NHL	48	84.2	9	15.8	-	-	-	-	-	-	57	100.0
C88	Malig Imn.Prol D	-	-	-	-	-	-	-	-	-	-	-	-
C90	Multiple Myeloma	19	65.5	10	34.5	-	-	-	-	-	-	29	100.0
C91	Lymphoid Leuk.	9	90.0	1	10.0	-	-	-	-	-	-	10	100.0
C92-94	Myeloid Leukaemia	15	78.9	4	21.1	-	-	-	-	-	-	19	100.0
C95	Leukaemia Uns	-	-	-	-	-	-	-	-	-	-	-	-
O&U	Other and Uns	6	35.3	11	64.7	-	-	-	-	-	-	17	100.0
	<b>All Sites</b>	<b>504</b>	<b>48.7</b>	<b>528</b>	<b>51.0</b>	<b>-</b>	<b>-</b>	<b>3</b>	<b>0.3</b>	<b>-</b>	<b>-</b>	<b>1035</b>	<b>100.0</b>

O & U : C26, C39, C48, C75, C76, C77, C78, C79, C80, C97



**NATIONAL CENTRE FOR DISEASE INFORMATICS AND RESEARCH  
NATIONAL CANCER REGISTRY PROGRAMME**

*(Indian Council of Medical Research)*

**Hospital Based Cancer Registry  
524 HBCR - Malabar Cancer Centre, Kannur**

Report Based on Year of Registration : 2018

**TABLE 9(b): Number(#) and Proportion(%) of cancers by site (ICD-10) and Intention to Treat at Reporting Institution (Excluding the Cancers Previously Treated) - Females**

As on: 21/04/2021

ICD 10	Site	Radical		Palliative		Pain Relief Only		Symptomatic		Unknown		Total	
		#	%	#	%	#	%	#	%	#	%	#	%
C00	Lip	2	66.7	1	33.3	-	-	-	-	-	-	3	100.0
C01-02	Tongue	11	57.9	8	42.1	-	-	-	-	-	-	19	100.0
C03-06	Mouth	27	50.0	27	50.0	-	-	-	-	-	-	54	100.0
C07-08	Salivary Gland	4	100.0	-	-	-	-	-	-	-	-	4	100.0
C09	Tonsil	-	-	-	-	-	-	-	-	-	-	-	-
C10	Oth. Oropharynx	-	-	3	100.0	-	-	-	-	-	-	3	100.0
C11	Nasopharynx	-	-	-	-	-	-	-	-	-	-	-	-
C12-13	Hypopharynx	3	33.3	6	66.7	-	-	-	-	-	-	9	100.0
C14	Pharynx Unspecified	-	-	-	-	-	-	-	-	-	-	-	-
C15	Oesophagus	6	23.1	20	76.9	-	-	-	-	-	-	26	100.0
C16	Stomach	9	56.2	7	43.8	-	-	-	-	-	-	16	100.0
C17	Small Intestine	-	-	1	100.0	-	-	-	-	-	-	1	100.0
C18	Colon	13	86.7	2	13.3	-	-	-	-	-	-	15	100.0
C19-20	Rectum	28	62.2	17	37.8	-	-	-	-	-	-	45	100.0
C21	Anus & Anal Canal	1	50.0	1	50.0	-	-	-	-	-	-	2	100.0
C22	Liver	1	25.0	3	75.0	-	-	-	-	-	-	4	100.0
C23-24	Gallbladder etc.	2	66.7	1	33.3	-	-	-	-	-	-	3	100.0
C25	Pancreas	2	50.0	2	50.0	-	-	-	-	-	-	4	100.0
C30-31	Nose, Sinuses etc.	2	50.0	2	50.0	-	-	-	-	-	-	4	100.0
C32	Larynx	5	100.0	-	-	-	-	-	-	-	-	5	100.0
C33-34	Lung etc.	3	8.6	32	91.4	-	-	-	-	-	-	35	100.0
C37-38	Other Thoracic Organs	1	100.0	-	-	-	-	-	-	-	-	1	100.0
C40-41	Bone	7	100.0	-	-	-	-	-	-	-	-	7	100.0
C43	Melanoma of Skin	6	100.0	-	-	-	-	-	-	-	-	6	100.0
C44	Other Skin	-	-	-	-	-	-	-	-	-	-	-	-
C45	Mesothelioma	-	-	-	-	-	-	-	-	-	-	-	-
C46	Kaposi Sarcoma	-	-	-	-	-	-	-	-	-	-	-	-
C47+C49	Conn. & Soft Tissue	6	85.7	1	14.3	-	-	-	-	-	-	7	100.0
C50	Breast	315	83.3	60	15.9	-	-	2	0.5	1	0.3	378	100.0
C51	Vulva	1	33.3	2	66.7	-	-	-	-	-	-	3	100.0
C52	Vagina	3	75.0	1	25.0	-	-	-	-	-	-	4	100.0
C53	Cervix Uteri	76	80.0	19	20.0	-	-	-	-	-	-	95	100.0
C54	Corpus Uteri	27	87.1	4	12.9	-	-	-	-	-	-	31	100.0
C55	Uterus Unspecified	-	-	1	100.0	-	-	-	-	-	-	1	100.0
C56	Ovary etc.	42	77.8	12	22.2	-	-	-	-	-	-	54	100.0
C57	Other Female Genital	-	-	-	-	-	-	-	-	-	-	-	-
C58	Placenta	-	-	-	-	-	-	-	-	-	-	-	-
C60	Penis	-	-	-	-	-	-	-	-	-	-	-	-
C61	Prostate	-	-	-	-	-	-	-	-	-	-	-	-
C62	Testis	-	-	-	-	-	-	-	-	-	-	-	-
C63	Other Male Genital	-	-	-	-	-	-	-	-	-	-	-	-
C64	Kidney etc.	2	50.0	2	50.0	-	-	-	-	-	-	4	100.0
C65	Renal Pelvis	-	-	-	-	-	-	-	-	-	-	-	-
C66	Ureter	-	-	-	-	-	-	-	-	-	-	-	-
C67	Bladder	2	100.0	-	-	-	-	-	-	-	-	2	100.0
C68	Uns. Urinary Organs	-	-	-	-	-	-	-	-	-	-	-	-
C69	Eye	-	-	-	-	-	-	-	-	-	-	-	-
C70-72	Brain, Nervous System	-	-	1	100.0	-	-	-	-	-	-	1	100.0
C73	Thyroid	20	83.3	4	16.7	-	-	-	-	-	-	24	100.0
C74	Adrenal Gland	-	-	-	-	-	-	-	-	-	-	-	-
C81	Hodgkins Disease	8	100.0	-	-	-	-	-	-	-	-	8	100.0
C82-85,C96	NHL	33	70.2	14	29.8	-	-	-	-	-	-	47	100.0
C88	Malignant Imm. Prol D	-	-	-	-	-	-	-	-	-	-	-	-
C90	Multiple Myeloma	12	54.5	10	45.5	-	-	-	-	-	-	22	100.0
C91	Lymphoid Leuk.	7	87.5	1	12.5	-	-	-	-	-	-	8	100.0
C92-94	Myeloid Leukaemia	18	90.0	2	10.0	-	-	-	-	-	-	20	100.0
C95	Leukaemia Uns	-	-	-	-	-	-	-	-	-	-	-	-
O&U	Other and Uns	-	-	1	100.0	-	-	-	-	-	-	1	100.0
	<b>All Sites</b>	<b>705</b>	<b>72.2</b>	<b>268</b>	<b>27.5</b>	<b>-</b>	<b>-</b>	<b>2</b>	<b>0.2</b>	<b>1</b>	<b>0.1</b>	<b>976</b>	<b>100.0</b>

O & U : C26, C39, C48, C75, C76, C77, C78, C79, C80, C97





**NATIONAL CENTRE FOR DISEASE INFORMATICS AND RESEARCH  
NATIONAL CANCER REGISTRY PROGRAMME**

*(Indian Council of Medical Research)*

**Hospital Based Cancer Registry**

**524 HBCR - Malabar Cancer Centre, Kannur**

Report Based on Year of Registration : 2018

**TABLE 10(a): Number(#) and Proportion(%) of cancers by site (ICD-10) and Marital Status - Males**

As on: 21/04/2021

ICD 10	Site	Unmarried		Married		Widowed		Divorced		Separated		Others		Unknown		Total	
		#	%	#	%	#	%	#	%	#	%	#	%	#	%	#	%
C00	Lip	1	12.5	7	87.5	-	-	-	-	-	-	-	-	-	-	8	100.0
C01-02	Tongue	6	4.3	131	93.6	3	2.1	-	-	-	-	-	-	-	-	140	100.0
C03-06	Mouth	5	2.7	174	94.6	4	2.2	1	0.5	-	-	-	-	-	-	184	100.0
C07-08	Salivary Gland	-	-	11	100.0	-	-	-	-	-	-	-	-	-	-	11	100.0
C09	Tonsil	-	-	6	100.0	-	-	-	-	-	-	-	-	-	-	6	100.0
C10	Oth. Oropharynx	2	2.8	68	94.4	1	1.4	-	-	1	1.4	-	-	-	-	72	100.0
C11	Nasopharynx	1	12.5	6	75.0	1	12.5	-	-	-	-	-	-	-	-	8	100.0
C12-13	Hypopharynx	4	6.2	59	90.8	1	1.5	-	-	-	-	-	-	1	1.5	65	100.0
C14	Pharynx Unspecified	-	-	1	100.0	-	-	-	-	-	-	-	-	-	-	1	100.0
C15	Oesophagus	3	3.3	84	93.3	3	3.3	-	-	-	-	-	-	-	-	90	100.0
C16	Stomach	4	2.3	166	95.4	3	1.7	1	0.6	-	-	-	-	-	-	174	100.0
C17	Small Intestine	1	14.3	6	85.7	-	-	-	-	-	-	-	-	-	-	7	100.0
C18	Colon	5	4.7	99	93.4	1	0.9	1	0.9	-	-	-	-	-	-	106	100.0
C19-20	Rectum	2	1.7	117	96.7	1	0.8	-	-	-	-	-	-	1	0.8	121	100.0
C21	Anus & Anal Canal	-	-	7	100.0	-	-	-	-	-	-	-	-	-	-	7	100.0
C22	Liver	2	1.7	110	94.8	3	2.6	-	-	-	-	-	-	1	0.9	116	100.0
C23-24	Gallbladder etc.	-	-	16	100.0	-	-	-	-	-	-	-	-	-	-	16	100.0
C25	Pancreas	2	3.5	53	93.0	2	3.5	-	-	-	-	-	-	-	-	57	100.0
C30-31	Nose, Sinuses etc.	-	-	14	100.0	-	-	-	-	-	-	-	-	-	-	14	100.0
C32	Larynx	1	0.8	124	93.9	4	3.0	2	1.5	-	-	-	-	1	0.8	132	100.0
C33-34	Lung etc.	6	1.1	557	97.7	5	0.9	1	0.2	-	-	-	-	1	0.2	570	100.0
C37-38	Other Thoracic Organs	2	28.6	5	71.4	-	-	-	-	-	-	-	-	-	-	7	100.0
C40-41	Bone	17	68.0	6	24.0	-	-	-	-	-	-	-	-	2	8.0	25	100.0
C43	Melanoma of Skin	-	-	36	100.0	-	-	-	-	-	-	-	-	-	-	36	100.0
C44	Other Skin	-	-	7	100.0	-	-	-	-	-	-	-	-	-	-	7	100.0
C45	Mesothelioma	-	-	-	-	-	-	-	-	-	-	-	-	-	-	-	-
C46	Kaposi Sarcoma	-	-	-	-	-	-	-	-	-	-	-	-	-	-	-	-
C47+C49	Conn. & Soft Tissue	6	18.8	26	81.2	-	-	-	-	-	-	-	-	-	-	32	100.0
C50	Breast	-	-	8	100.0	-	-	-	-	-	-	-	-	-	-	8	100.0
C51	Vulva	-	-	-	-	-	-	-	-	-	-	-	-	-	-	-	-
C52	Vagina	-	-	-	-	-	-	-	-	-	-	-	-	-	-	-	-
C53	Cervix Uteri	-	-	-	-	-	-	-	-	-	-	-	-	-	-	-	-
C54	Corpus Uteri	-	-	-	-	-	-	-	-	-	-	-	-	-	-	-	-
C55	Uterus Unspecified	-	-	-	-	-	-	-	-	-	-	-	-	-	-	-	-
C56	Ovary etc.	-	-	-	-	-	-	-	-	-	-	-	-	-	-	-	-
C57	Other Female Genital	-	-	-	-	-	-	-	-	-	-	-	-	-	-	-	-
C58	Placenta	-	-	-	-	-	-	-	-	-	-	-	-	-	-	-	-
C60	Penis	-	-	14	100.0	-	-	-	-	-	-	-	-	-	-	14	100.0
C61	Prostate	1	0.7	133	95.7	3	2.2	1	0.7	-	-	-	-	1	0.7	139	100.0
C62	Testis	1	25.0	3	75.0	-	-	-	-	-	-	-	-	-	-	4	100.0
C63	Other Male Genital	-	-	-	-	-	-	-	-	-	-	-	-	-	-	-	-
C64	Kidney etc.	2	5.6	34	94.4	-	-	-	-	-	-	-	-	-	-	36	100.0
C65	Renal Pelvis	-	-	1	100.0	-	-	-	-	-	-	-	-	-	-	1	100.0
C66	Ureter	-	-	3	100.0	-	-	-	-	-	-	-	-	-	-	3	100.0
C67	Bladder	3	4.8	60	95.2	-	-	-	-	-	-	-	-	-	-	63	100.0
C68	Uns. Urinary Organs	-	-	-	-	-	-	-	-	-	-	-	-	-	-	-	-
C69	Eye	-	-	1	100.0	-	-	-	-	-	-	-	-	-	-	1	100.0
C70-72	Brain, Nervous System	10	19.2	41	78.8	-	-	-	-	-	-	-	-	1	1.9	52	100.0
C73	Thyroid	1	3.8	24	92.3	-	-	1	3.8	-	-	-	-	-	-	26	100.0
C74	Adrenal Gland	3	75.0	1	25.0	-	-	-	-	-	-	-	-	-	-	4	100.0
C81	Hodgkins Disease	10	38.5	16	61.5	-	-	-	-	-	-	-	-	-	-	26	100.0
C82-85, C96	NHL	29	17.4	137	82.0	1	0.6	-	-	-	-	-	-	-	-	167	100.0
C88	Malig Imn.Prol D	-	-	1	100.0	-	-	-	-	-	-	-	-	-	-	1	100.0
C90	Multiple Myeloma	1	1.2	79	94.0	3	3.6	-	-	-	-	-	-	1	1.2	84	100.0
C91	Lymphoid Leuk.	18	52.9	16	47.1	-	-	-	-	-	-	-	-	-	-	34	100.0
C92-94	Myeloid Leukaemia	12	19.4	49	79.0	-	-	-	-	-	-	-	-	1	1.6	62	100.0
C95	Leukaemia Uns	1	100.0	-	-	-	-	-	-	-	-	-	-	-	-	1	100.0
O&U	Other and Uns	2	3.2	60	96.8	-	-	-	-	-	-	-	-	-	-	62	100.0
	<b>All Sites</b>	<b>164</b>	<b>5.9</b>	<b>2577</b>	<b>92.0</b>	<b>39</b>	<b>1.4</b>	<b>8</b>	<b>0.3</b>	<b>1</b>	<b>0.0</b>	<b>-</b>	<b>-</b>	<b>11</b>	<b>0.4</b>	<b>2800</b>	<b>100.0</b>

O & U : C26, C39, C48, C75, C76, C77, C78, C79, C80, C97



**NATIONAL CENTRE FOR DISEASE INFORMATICS AND RESEARCH  
NATIONAL CANCER REGISTRY PROGRAMME**

*(Indian Council of Medical Research)*

**Hospital Based Cancer Registry  
524 HBCR - Malabar Cancer Centre, Kannur**

Report Based on Year of Registration : 2018

**TABLE 10(b): Number(#) and Proportion(%) of cancers by site (ICD-10) and Marital Status - Females**

As on: 21/04/2021

ICD 10	Site	Unmarried		Married		Widowed		Divorced		Separated		Others		Unknown		Total	
		#	%	#	%	#	%	#	%	#	%	#	%	#	%	#	%
C00	Lip	1	11.1	5	55.6	3	33.3	-	-	-	-	-	-	-	-	9	100.0
C01-02	Tongue	2	3.8	38	73.1	11	21.2	1	1.9	-	-	-	-	-	-	52	100.0
C03-06	Mouth	4	4.0	62	61.4	33	32.7	2	2.0	-	-	-	-	-	-	101	100.0
C07-08	Salivary Gland	-	-	9	90.0	1	10.0	-	-	-	-	-	-	-	-	10	100.0
C09	Tonsil	-	-	-	-	-	-	-	-	-	-	-	-	-	-	-	-
C10	Oth. Oropharynx	-	-	3	60.0	2	40.0	-	-	-	-	-	-	-	-	5	100.0
C11	Nasopharynx	-	-	2	40.0	2	40.0	1	20.0	-	-	-	-	-	-	5	100.0
C12-13	Hypopharynx	3	23.1	7	53.8	2	15.4	1	7.7	-	-	-	-	-	-	13	100.0
C14	Pharynx Unspecified	-	-	-	-	-	-	-	-	-	-	-	-	-	-	-	-
C15	Oesophagus	3	7.0	23	53.5	16	37.2	1	2.3	-	-	-	-	-	-	43	100.0
C16	Stomach	1	1.8	41	74.5	12	21.8	-	-	-	-	-	-	1	1.8	55	100.0
C17	Small Intestine	-	-	7	100.0	-	-	-	-	-	-	-	-	-	-	7	100.0
C18	Colon	5	6.7	55	73.3	14	18.7	-	-	-	-	-	-	1	1.3	75	100.0
C19-20	Rectum	5	5.3	69	72.6	20	21.1	1	1.1	-	-	-	-	-	-	95	100.0
C21	Anus & Anal Canal	-	-	3	100.0	-	-	-	-	-	-	-	-	-	-	3	100.0
C22	Liver	1	2.9	23	67.6	9	26.5	-	-	-	-	-	-	1	2.9	34	100.0
C23-24	Gallbladder etc.	1	4.8	14	66.7	6	28.6	-	-	-	-	-	-	-	-	21	100.0
C25	Pancreas	-	-	29	69.0	11	26.2	-	-	-	-	-	-	2	4.8	42	100.0
C30-31	Nose, Sinuses etc.	2	22.2	6	66.7	1	11.1	-	-	-	-	-	-	-	-	9	100.0
C32	Larynx	-	-	7	100.0	-	-	-	-	-	-	-	-	-	-	7	100.0
C33-34	Lung etc.	1	1.0	78	75.7	24	23.3	-	-	-	-	-	-	-	-	103	100.0
C37-38	Other Thoracic Organs	-	-	3	100.0	-	-	-	-	-	-	-	-	-	-	3	100.0
C40-41	Bone	6	35.3	9	52.9	2	11.8	-	-	-	-	-	-	-	-	17	100.0
C43	Melanoma of Skin	4	13.3	20	66.7	5	16.7	-	-	-	-	-	-	1	3.3	30	100.0
C44	Other Skin	2	28.6	4	57.1	1	14.3	-	-	-	-	-	-	-	-	7	100.0
C45	Mesothelioma	-	-	-	-	-	-	-	-	-	-	-	-	-	-	-	-
C46	Kaposi Sarcoma	-	-	-	-	-	-	-	-	-	-	-	-	-	-	-	-
C47+C49	Conn. & Soft Tissue	2	8.7	18	78.3	3	13.0	-	-	-	-	-	-	-	-	23	100.0
C50	Breast	31	4.0	629	81.2	104	13.4	10	1.3	-	-	-	-	1	0.1	775	100.0
C51	Vulva	1	20.0	2	40.0	2	40.0	-	-	-	-	-	-	-	-	5	100.0
C52	Vagina	-	-	7	87.5	1	12.5	-	-	-	-	-	-	-	-	8	100.0
C53	Cervix Uteri	3	1.9	108	70.1	40	26.0	3	1.9	-	-	-	-	-	-	154	100.0
C54	Corpus Uteri	8	8.6	70	75.3	14	15.1	-	-	-	-	-	-	1	1.1	93	100.0
C55	Uterus Unspecified	1	16.7	5	83.3	-	-	-	-	-	-	-	-	-	-	6	100.0
C56	Ovary etc.	15	9.6	121	77.1	18	11.5	1	0.6	-	-	-	-	2	1.3	157	100.0
C57	Other Female Genital	-	-	2	100.0	-	-	-	-	-	-	-	-	-	-	2	100.0
C58	Placenta	-	-	1	100.0	-	-	-	-	-	-	-	-	-	-	1	100.0
C60	Penis	-	-	-	-	-	-	-	-	-	-	-	-	-	-	-	-
C61	Prostate	-	-	-	-	-	-	-	-	-	-	-	-	-	-	-	-
C62	Testis	-	-	-	-	-	-	-	-	-	-	-	-	-	-	-	-
C63	Other Male Genital	-	-	-	-	-	-	-	-	-	-	-	-	-	-	-	-
C64	Kidney etc.	3	21.4	10	71.4	1	7.1	-	-	-	-	-	-	-	-	14	100.0
C65	Renal Pelvis	-	-	1	100.0	-	-	-	-	-	-	-	-	-	-	1	100.0
C66	Ureter	-	-	1	100.0	-	-	-	-	-	-	-	-	-	-	1	100.0
C67	Bladder	-	-	6	54.5	5	45.5	-	-	-	-	-	-	-	-	11	100.0
C68	Uns.Urinary Organs	-	-	-	-	-	-	-	-	-	-	-	-	-	-	-	-
C69	Eye	1	33.3	1	33.3	1	33.3	-	-	-	-	-	-	-	-	3	100.0
C70-72	Brain, Nervous System	5	15.2	24	72.7	1	3.0	1	3.0	-	-	-	-	2	6.1	33	100.0
C73	Thyroid	6	6.3	73	76.8	15	15.8	-	-	-	-	-	-	1	1.1	95	100.0
C74	Adrenal Gland	-	-	-	-	1	100.0	-	-	-	-	-	-	-	-	1	100.0
C81	Hodgkins Disease	3	21.4	10	71.4	1	7.1	-	-	-	-	-	-	-	-	14	100.0
C82-85,C96	NHL	6	7.2	63	75.9	14	16.9	-	-	-	-	-	-	-	-	83	100.0
C88	Malig Imm.Prol D	-	-	-	-	-	-	-	-	-	-	-	-	-	-	-	-
C90	Multiple Myeloma	-	-	48	85.7	7	12.5	1	1.8	-	-	-	-	-	-	56	100.0
C91	Lymphoid Leuk.	8	40.0	7	35.0	4	20.0	-	-	-	-	-	-	1	5.0	20	100.0
C92-94	Myeloid Leukaemia	11	18.0	45	73.8	5	8.2	-	-	-	-	-	-	-	-	61	100.0
C95	Leukaemia Uns	-	-	2	66.7	1	33.3	-	-	-	-	-	-	-	-	3	100.0
O&U	Other and Uns	2	6.9	21	72.4	5	17.2	-	-	-	-	-	-	1	3.4	29	100.0
	<b>All Sites</b>	<b>147</b>	<b>6.1</b>	<b>1792</b>	<b>74.8</b>	<b>418</b>	<b>17.5</b>	<b>23</b>	<b>1.0</b>	<b>-</b>	<b>-</b>	<b>-</b>	<b>-</b>	<b>15</b>	<b>0.6</b>	<b>2395</b>	<b>100.0</b>

O & U : C26, C39, C48, C75, C76, C77, C78, C79, C80, C97



**NATIONAL CENTRE FOR DISEASE INFORMATICS AND RESEARCH  
NATIONAL CANCER REGISTRY PROGRAMME**

*(Indian Council of Medical Research)*

**Hospital Based Cancer Registry  
524 HBCR - Malabar Cancer Centre, Kannur**

Report Based on Year of Registration : 2018

**TABLE 11(a): Number(#) and Proportion(%) of cancers by site (ICD-10) and Mother Tongue - Males**

As on: 21/04/2021

ICD 10	Site	Malayalam		Assamese		Kannada		Marathi		Konkani		Others		Unknown		Total	
		#	%	#	%	#	%	#	%	#	%	#	%	#	%	#	%
C00	Lip	8	100.0	-	-	-	-	-	-	-	-	-	-	-	-	8	100.0
C01-02	Tongue	138	98.6	-	-	2	1.4	-	-	-	-	-	-	-	-	140	100.0
C03-06	Mouth	182	98.9	-	-	-	-	1	0.5	-	-	1	0.5	-	-	184	100.0
C07-08	Salivary Gland	11	100.0	-	-	-	-	-	-	-	-	-	-	-	-	11	100.0
C09	Tonsil	6	100.0	-	-	-	-	-	-	-	-	-	-	-	-	6	100.0
C10	Oth. Oropharynx	71	98.6	-	-	-	-	-	-	-	-	-	-	1	1.4	72	100.0
C11	Nasopharynx	8	100.0	-	-	-	-	-	-	-	-	-	-	-	-	8	100.0
C12-13	Hypopharynx	64	98.5	-	-	-	-	-	-	-	-	1	1.5	-	-	65	100.0
C14	Pharynx Unspecified	1	100.0	-	-	-	-	-	-	-	-	-	-	-	-	1	100.0
C15	Oesophagus	90	100.0	-	-	-	-	-	-	-	-	-	-	-	-	90	100.0
C16	Stomach	173	99.4	-	-	-	-	-	-	-	-	-	-	1	0.6	174	100.0
C17	Small Intestine	6	85.7	1	14.3	-	-	-	-	-	-	-	-	-	-	7	100.0
C18	Colon	106	100.0	-	-	-	-	-	-	-	-	-	-	-	-	106	100.0
C19-20	Rectum	119	98.3	1	0.8	-	-	-	-	-	-	-	-	1	0.8	121	100.0
C21	Anus & Anal Canal	7	100.0	-	-	-	-	-	-	-	-	-	-	-	-	7	100.0
C22	Liver	116	100.0	-	-	-	-	-	-	-	-	-	-	-	-	116	100.0
C23-24	Gallbladder etc.	16	100.0	-	-	-	-	-	-	-	-	-	-	-	-	16	100.0
C25	Pancreas	57	100.0	-	-	-	-	-	-	-	-	-	-	-	-	57	100.0
C30-31	Nose, Sinuses etc.	14	100.0	-	-	-	-	-	-	-	-	-	-	-	-	14	100.0
C32	Larynx	130	98.5	-	-	-	-	-	-	-	-	2	1.5	-	-	132	100.0
C33-34	Lung etc.	569	99.8	1	0.2	-	-	-	-	-	-	-	-	-	-	570	100.0
C37-38	Other Thoracic Organs	7	100.0	-	-	-	-	-	-	-	-	-	-	-	-	7	100.0
C40-41	Bone	25	100.0	-	-	-	-	-	-	-	-	-	-	-	-	25	100.0
C43	Melanoma of Skin	36	100.0	-	-	-	-	-	-	-	-	-	-	-	-	36	100.0
C44	Other Skin	7	100.0	-	-	-	-	-	-	-	-	-	-	-	-	7	100.0
C45	Mesothelioma	-	-	-	-	-	-	-	-	-	-	-	-	-	-	-	-
C46	Kaposi Sarcoma	-	-	-	-	-	-	-	-	-	-	-	-	-	-	-	-
C47+C49	Conn. & Soft Tissue	32	100.0	-	-	-	-	-	-	-	-	-	-	-	-	32	100.0
C50	Breast	8	100.0	-	-	-	-	-	-	-	-	-	-	-	-	8	100.0
C51	Vulva	-	-	-	-	-	-	-	-	-	-	-	-	-	-	-	-
C52	Vagina	-	-	-	-	-	-	-	-	-	-	-	-	-	-	-	-
C53	Cervix Uteri	-	-	-	-	-	-	-	-	-	-	-	-	-	-	-	-
C54	Corpus Uteri	-	-	-	-	-	-	-	-	-	-	-	-	-	-	-	-
C55	Uterus Unspecified	-	-	-	-	-	-	-	-	-	-	-	-	-	-	-	-
C56	Ovary etc.	-	-	-	-	-	-	-	-	-	-	-	-	-	-	-	-
C57	Other Female Genital	-	-	-	-	-	-	-	-	-	-	-	-	-	-	-	-
C58	Placenta	-	-	-	-	-	-	-	-	-	-	-	-	-	-	-	-
C60	Penis	13	92.9	1	7.1	-	-	-	-	-	-	-	-	-	-	14	100.0
C61	Prostate	137	98.6	-	-	1	0.7	-	-	1	0.7	-	-	-	-	139	100.0
C62	Testis	4	100.0	-	-	-	-	-	-	-	-	-	-	-	-	4	100.0
C63	Other Male Genital	-	-	-	-	-	-	-	-	-	-	-	-	-	-	-	-
C64	Kidney etc.	36	100.0	-	-	-	-	-	-	-	-	-	-	-	-	36	100.0
C65	Renal Pelvis	1	100.0	-	-	-	-	-	-	-	-	-	-	-	-	1	100.0
C66	Ureter	3	100.0	-	-	-	-	-	-	-	-	-	-	-	-	3	100.0
C67	Bladder	63	100.0	-	-	-	-	-	-	-	-	-	-	-	-	63	100.0
C68	Uns.Urinary Organs	-	-	-	-	-	-	-	-	-	-	-	-	-	-	-	-
C69	Eye	1	100.0	-	-	-	-	-	-	-	-	-	-	-	-	1	100.0
C70-72	Brain, Nervous System	52	100.0	-	-	-	-	-	-	-	-	-	-	-	-	52	100.0
C73	Thyroid	26	100.0	-	-	-	-	-	-	-	-	-	-	-	-	26	100.0
C74	Adrenal Gland	4	100.0	-	-	-	-	-	-	-	-	-	-	-	-	4	100.0
C81	Hodgkins Disease	26	100.0	-	-	-	-	-	-	-	-	-	-	-	-	26	100.0
C82-85,C96	NHL	166	99.4	1	0.6	-	-	-	-	-	-	-	-	-	-	167	100.0
C88	Malig Imm.Prol D	1	100.0	-	-	-	-	-	-	-	-	-	-	-	-	1	100.0
C90	Multiple Myeloma	84	100.0	-	-	-	-	-	-	-	-	-	-	-	-	84	100.0
C91	Lymphoid Leuk.	34	100.0	-	-	-	-	-	-	-	-	-	-	-	-	34	100.0
C92-94	Myeloid Leukaemia	62	100.0	-	-	-	-	-	-	-	-	-	-	-	-	62	100.0
C95	Leukaemia Uns	1	100.0	-	-	-	-	-	-	-	-	-	-	-	-	1	100.0
O&U	Other and Uns	62	100.0	-	-	-	-	-	-	-	-	-	-	-	-	62	100.0
	<b>All Sites</b>	<b>2783</b>	<b>99.4</b>	<b>5</b>	<b>0.2</b>	<b>3</b>	<b>0.1</b>	<b>1</b>	<b>0.0</b>	<b>1</b>	<b>0.0</b>	<b>4</b>	<b>0.1</b>	<b>3</b>	<b>0.1</b>	<b>2800</b>	<b>100.0</b>

O & U : C26, C39, C48, C75, C76, C77, C78, C79, C80, C97



**NATIONAL CENTRE FOR DISEASE INFORMATICS AND RESEARCH  
NATIONAL CANCER REGISTRY PROGRAMME**

*(Indian Council of Medical Research)*

**Hospital Based Cancer Registry  
524 HBCR - Malabar Cancer Centre, Kannur**

Report Based on Year of Registration : 2018

**TABLE 11(b): Number(#) and Proportion(%) of cancers by site (ICD-10) and Mother Tongue - Females**

As on: 21/04/2021

ICD 10	Site	Malayalam		Assamese		Bengali		Kannada		Tamil		Others		Unknown		Total	
		#	%	#	%	#	%	#	%	#	%	#	%	#	%	#	%
C00	Lip	9	100.0	-	-	-	-	-	-	-	-	-	-	-	-	9	100.0
C01-02	Tongue	52	100.0	-	-	-	-	-	-	-	-	-	-	-	-	52	100.0
C03-06	Mouth	100	99.0	1	1.0	-	-	-	-	-	-	-	-	-	-	101	100.0
C07-08	Salivary Gland	10	100.0	-	-	-	-	-	-	-	-	-	-	-	-	10	100.0
C09	Tonsil	-	-	-	-	-	-	-	-	-	-	-	-	-	-	-	-
C10	Oth. Oropharynx	5	100.0	-	-	-	-	-	-	-	-	-	-	-	-	5	100.0
C11	Nasopharynx	5	100.0	-	-	-	-	-	-	-	-	-	-	-	-	5	100.0
C12-13	Hypopharynx	13	100.0	-	-	-	-	-	-	-	-	-	-	-	-	13	100.0
C14	Pharynx Unspecified	-	-	-	-	-	-	-	-	-	-	-	-	-	-	-	-
C15	Oesophagus	43	100.0	-	-	-	-	-	-	-	-	-	-	-	-	43	100.0
C16	Stomach	55	100.0	-	-	-	-	-	-	-	-	-	-	-	-	55	100.0
C17	Small Intestine	7	100.0	-	-	-	-	-	-	-	-	-	-	-	-	7	100.0
C18	Colon	74	98.7	-	-	-	-	-	-	-	-	1	1.3	-	-	75	100.0
C19-20	Rectum	94	98.9	-	-	1	1.1	-	-	-	-	-	-	-	-	95	100.0
C21	Anus & Anal Canal	3	100.0	-	-	-	-	-	-	-	-	-	-	-	-	3	100.0
C22	Liver	34	100.0	-	-	-	-	-	-	-	-	-	-	-	-	34	100.0
C23-24	Gallbladder etc.	21	100.0	-	-	-	-	-	-	-	-	-	-	-	-	21	100.0
C25	Pancreas	42	100.0	-	-	-	-	-	-	-	-	-	-	-	-	42	100.0
C30-31	Nose, Sinuses etc.	9	100.0	-	-	-	-	-	-	-	-	-	-	-	-	9	100.0
C32	Larynx	7	100.0	-	-	-	-	-	-	-	-	-	-	-	-	7	100.0
C33-34	Lung etc.	103	100.0	-	-	-	-	-	-	-	-	-	-	-	-	103	100.0
C37-38	Other Thoracic Organs	2	66.7	1	33.3	-	-	-	-	-	-	-	-	-	-	3	100.0
C40-41	Bone	16	94.1	1	5.9	-	-	-	-	-	-	-	-	-	-	17	100.0
C43	Melanoma of Skin	30	100.0	-	-	-	-	-	-	-	-	-	-	-	-	30	100.0
C44	Other Skin	7	100.0	-	-	-	-	-	-	-	-	-	-	-	-	7	100.0
C45	Mesothelioma	-	-	-	-	-	-	-	-	-	-	-	-	-	-	-	-
C46	Kaposi Sarcoma	-	-	-	-	-	-	-	-	-	-	-	-	-	-	-	-
C47+C49	Conn. & Soft Tissue	23	100.0	-	-	-	-	-	-	-	-	-	-	-	-	23	100.0
C50	Breast	765	98.7	2	0.3	3	0.4	1	0.1	2	0.3	1	0.1	1	0.1	775	100.0
C51	Vulva	5	100.0	-	-	-	-	-	-	-	-	-	-	-	-	5	100.0
C52	Vagina	8	100.0	-	-	-	-	-	-	-	-	-	-	-	-	8	100.0
C53	Cervix Uteri	153	99.4	-	-	-	-	1	0.6	-	-	-	-	-	-	154	100.0
C54	Corpus Uteri	91	97.8	-	-	-	-	-	-	1	1.1	1	1.1	-	-	93	100.0
C55	Uterus Unspecified	6	100.0	-	-	-	-	-	-	-	-	-	-	-	-	6	100.0
C56	Ovary etc.	156	99.4	1	0.6	-	-	-	-	-	-	-	-	-	-	157	100.0
C57	Other Female Genital	2	100.0	-	-	-	-	-	-	-	-	-	-	-	-	2	100.0
C58	Placenta	1	100.0	-	-	-	-	-	-	-	-	-	-	-	-	1	100.0
C60	Penis	-	-	-	-	-	-	-	-	-	-	-	-	-	-	-	-
C61	Prostate	-	-	-	-	-	-	-	-	-	-	-	-	-	-	-	-
C62	Testis	-	-	-	-	-	-	-	-	-	-	-	-	-	-	-	-
C63	Other Male Genital	-	-	-	-	-	-	-	-	-	-	-	-	-	-	-	-
C64	Kidney etc.	14	100.0	-	-	-	-	-	-	-	-	-	-	-	-	14	100.0
C65	Renal Pelvis	1	100.0	-	-	-	-	-	-	-	-	-	-	-	-	1	100.0
C66	Ureter	1	100.0	-	-	-	-	-	-	-	-	-	-	-	-	1	100.0
C67	Bladder	11	100.0	-	-	-	-	-	-	-	-	-	-	-	-	11	100.0
C68	Uns.Urinary Organs	-	-	-	-	-	-	-	-	-	-	-	-	-	-	-	-
C69	Eye	3	100.0	-	-	-	-	-	-	-	-	-	-	-	-	3	100.0
C70-72	Brain, Nervous System	33	100.0	-	-	-	-	-	-	-	-	-	-	-	-	33	100.0
C73	Thyroid	95	100.0	-	-	-	-	-	-	-	-	-	-	-	-	95	100.0
C74	Adrenal Gland	1	100.0	-	-	-	-	-	-	-	-	-	-	-	-	1	100.0
C81	Hodgkins Disease	14	100.0	-	-	-	-	-	-	-	-	-	-	-	-	14	100.0
C82-85,C96	NHL	83	100.0	-	-	-	-	-	-	-	-	-	-	-	-	83	100.0
C88	Malig Imn.Prol D	-	-	-	-	-	-	-	-	-	-	-	-	-	-	-	-
C90	Multiple Myeloma	56	100.0	-	-	-	-	-	-	-	-	-	-	-	-	56	100.0
C91	Lymphoid Leuk.	20	100.0	-	-	-	-	-	-	-	-	-	-	-	-	20	100.0
C92-94	Myeloid Leukaemia	60	98.4	-	-	-	-	1	1.6	-	-	-	-	-	-	61	100.0
C95	Leukaemia Uns	3	100.0	-	-	-	-	-	-	-	-	-	-	-	-	3	100.0
O&U	Other and Uns	29	100.0	-	-	-	-	-	-	-	-	-	-	-	-	29	100.0
	<b>All Sites</b>	<b>2375</b>	<b>99.2</b>	<b>6</b>	<b>0.3</b>	<b>4</b>	<b>0.2</b>	<b>3</b>	<b>0.1</b>	<b>3</b>	<b>0.1</b>	<b>3</b>	<b>0.1</b>	<b>1</b>	<b>0.0</b>	<b>2395</b>	<b>100.0</b>

O & U : C26, C39, C48, C75, C76, C77, C78, C79, C80, C97



**NATIONAL CENTRE FOR DISEASE INFORMATICS AND RESEARCH  
NATIONAL CANCER REGISTRY PROGRAMME**

*(Indian Council of Medical Research)*

**Hospital Based Cancer Registry  
524 HBCR - Malabar Cancer Centre, Kannur**

Report Based on Year of Registration : 2018

**TABLE 12(a): Number(#) and Proportion(%) of cancers by site (ICD-10) and Religion - Males**

As on: 21/04/2021

ICD 10	Site	Hindu		Muslim		Christian		Parsi		Jain		Others		Unknown		Total	
		#	%	#	%	#	%	#	%	#	%	#	%	#	%		
C00	Lip	3	37.5	2	25.0	3	37.5	-	-	-	-	-	-	-	-	8	100.0
C01-02	Tongue	103	73.6	23	16.4	14	10.0	-	-	-	-	-	-	-	-	140	100.0
C03-06	Mouth	128	69.6	32	17.4	23	12.5	-	-	-	-	-	-	1	0.5	184	100.0
C07-08	Salivary Gland	7	63.6	4	36.4	-	-	-	-	-	-	-	-	-	-	11	100.0
C09	Tonsil	6	100.0	-	-	-	-	-	-	-	-	-	-	-	-	6	100.0
C10	Oth. Oropharynx	58	80.6	5	6.9	9	12.5	-	-	-	-	-	-	-	-	72	100.0
C11	Nasopharynx	7	87.5	1	12.5	-	-	-	-	-	-	-	-	-	-	8	100.0
C12-13	Hypopharynx	50	76.9	11	16.9	4	6.2	-	-	-	-	-	-	-	-	65	100.0
C14	Pharynx Unspecified	-	-	1	100.0	-	-	-	-	-	-	-	-	-	-	1	100.0
C15	Oesophagus	62	68.9	20	22.2	8	8.9	-	-	-	-	-	-	-	-	90	100.0
C16	Stomach	105	60.3	50	28.7	19	10.9	-	-	-	-	-	-	-	-	174	100.0
C17	Small Intestine	4	57.1	1	14.3	2	28.6	-	-	-	-	-	-	-	-	7	100.0
C18	Colon	60	56.6	41	38.7	5	4.7	-	-	-	-	-	-	-	-	106	100.0
C19-20	Rectum	76	62.8	34	28.1	11	9.1	-	-	-	-	-	-	-	-	121	100.0
C21	Anus & Anal Canal	5	71.4	2	28.6	-	-	-	-	-	-	-	-	-	-	7	100.0
C22	Liver	79	68.1	29	25.0	8	6.9	-	-	-	-	-	-	-	-	116	100.0
C23-24	Gallbladder etc.	8	50.0	6	37.5	2	12.5	-	-	-	-	-	-	-	-	16	100.0
C25	Pancreas	34	59.6	20	35.1	3	5.3	-	-	-	-	-	-	-	-	57	100.0
C30-31	Nose, Sinuses etc.	9	64.3	3	21.4	2	14.3	-	-	-	-	-	-	-	-	14	100.0
C32	Larynx	85	64.4	31	23.5	15	11.4	-	-	1	0.8	-	-	-	-	132	100.0
C33-34	Lung etc.	304	53.3	220	38.6	45	7.9	1	0.2	-	-	-	-	-	-	570	100.0
C37-38	Other Thoracic Organs	3	42.9	3	42.9	1	14.3	-	-	-	-	-	-	-	-	7	100.0
C40-41	Bone	15	60.0	4	16.0	6	24.0	-	-	-	-	-	-	-	-	25	100.0
C43	Melanoma of Skin	25	69.4	9	25.0	2	5.6	-	-	-	-	-	-	-	-	36	100.0
C44	Other Skin	3	42.9	3	42.9	1	14.3	-	-	-	-	-	-	-	-	7	100.0
C45	Mesothelioma	-	-	-	-	-	-	-	-	-	-	-	-	-	-	-	-
C46	Kaposi Sarcoma	-	-	-	-	-	-	-	-	-	-	-	-	-	-	-	-
C47+C49	Conn. & Soft Tissue	22	68.8	6	18.8	4	12.5	-	-	-	-	-	-	-	-	32	100.0
C50	Breast	4	50.0	3	37.5	1	12.5	-	-	-	-	-	-	-	-	8	100.0
C51	Vulva	-	-	-	-	-	-	-	-	-	-	-	-	-	-	-	-
C52	Vagina	-	-	-	-	-	-	-	-	-	-	-	-	-	-	-	-
C53	Cervix Uteri	-	-	-	-	-	-	-	-	-	-	-	-	-	-	-	-
C54	Corpus Uteri	-	-	-	-	-	-	-	-	-	-	-	-	-	-	-	-
C55	Uterus Unspecified	-	-	-	-	-	-	-	-	-	-	-	-	-	-	-	-
C56	Ovary etc.	-	-	-	-	-	-	-	-	-	-	-	-	-	-	-	-
C57	Other Female Genital	-	-	-	-	-	-	-	-	-	-	-	-	-	-	-	-
C58	Placenta	-	-	-	-	-	-	-	-	-	-	-	-	-	-	-	-
C60	Penis	12	85.7	-	-	2	14.3	-	-	-	-	-	-	-	-	14	100.0
C61	Prostate	83	59.7	34	24.5	22	15.8	-	-	-	-	-	-	-	-	139	100.0
C62	Testis	2	50.0	2	50.0	-	-	-	-	-	-	-	-	-	-	4	100.0
C63	Other Male Genital	-	-	-	-	-	-	-	-	-	-	-	-	-	-	-	-
C64	Kidney etc.	11	30.6	24	66.7	1	2.8	-	-	-	-	-	-	-	-	36	100.0
C65	Renal Pelvis	1	100.0	-	-	-	-	-	-	-	-	-	-	-	-	1	100.0
C66	Ureter	1	33.3	2	66.7	-	-	-	-	-	-	-	-	-	-	3	100.0
C67	Bladder	26	41.3	31	49.2	6	9.5	-	-	-	-	-	-	-	-	63	100.0
C68	Uns. Urinary Organs	-	-	-	-	-	-	-	-	-	-	-	-	-	-	-	-
C69	Eye	1	100.0	-	-	-	-	-	-	-	-	-	-	-	-	1	100.0
C70-72	Brain, Nervous System	26	50.0	23	44.2	3	5.8	-	-	-	-	-	-	-	-	52	100.0
C73	Thyroid	15	57.7	10	38.5	1	3.8	-	-	-	-	-	-	-	-	26	100.0
C74	Adrenal Gland	1	25.0	3	75.0	-	-	-	-	-	-	-	-	-	-	4	100.0
C81	Hodgkins Disease	10	38.5	13	50.0	3	11.5	-	-	-	-	-	-	-	-	26	100.0
C82-85,C96	NHL	98	58.7	57	34.1	11	6.6	-	-	-	-	-	-	1	0.6	167	100.0
C88	Malig Imn.Prol D	-	-	-	-	1	100.0	-	-	-	-	-	-	-	-	1	100.0
C90	Multiple Myeloma	47	56.0	27	32.1	10	11.9	-	-	-	-	-	-	-	-	84	100.0
C91	Lymphoid Leuk.	16	47.1	13	38.2	5	14.7	-	-	-	-	-	-	-	-	34	100.0
C92-94	Myeloid Leukaemia	31	50.0	27	43.5	3	4.8	-	-	-	-	-	-	1	1.6	62	100.0
C95	Leukaemia Uns	-	-	1	100.0	-	-	-	-	-	-	-	-	-	-	1	100.0
O&U	Other and Uns	35	56.5	22	35.5	5	8.1	-	-	-	-	-	-	-	-	62	100.0
	<b>All Sites</b>	<b>1681</b>	<b>60.0</b>	<b>853</b>	<b>30.5</b>	<b>261</b>	<b>9.3</b>	<b>1</b>	<b>0.0</b>	<b>1</b>	<b>0.0</b>	<b>-</b>	<b>-</b>	<b>3</b>	<b>0.1</b>	<b>2800</b>	<b>100.0</b>

O & U : C26, C39, C48, C75, C76, C77, C78, C79, C80, C97



**NATIONAL CENTRE FOR DISEASE INFORMATICS AND RESEARCH  
NATIONAL CANCER REGISTRY PROGRAMME**

*(Indian Council of Medical Research)*

**Hospital Based Cancer Registry  
524 HBCR - Malabar Cancer Centre, Kannur**

Report Based on Year of Registration : 2018

**TABLE 12(b): Number(#) and Proportion(%) of cancers by site (ICD-10) and Religion - Females**

As on: 21/04/2021

ICD 10	Site	Hindu		Muslim		Christian		Parsi		Others		Unknown		Total	
		#	%	#	%	#	%	#	%	#	%	#	%	#	%
C00	Lip	6	66.7	3	33.3	-	-	-	-	-	-	-	-	9	100.0
C01-02	Tongue	29	55.8	17	32.7	5	9.6	-	-	-	-	1	1.9	52	100.0
C03-06	Mouth	68	67.3	30	29.7	3	3.0	-	-	-	-	-	-	101	100.0
C07-08	Salivary Gland	7	70.0	2	20.0	1	10.0	-	-	-	-	-	-	10	100.0
C09	Tonsil	-	-	-	-	-	-	-	-	-	-	-	-	-	-
C10	Oth. Oropharynx	3	60.0	2	40.0	-	-	-	-	-	-	-	-	5	100.0
C11	Nasopharynx	2	40.0	2	40.0	1	20.0	-	-	-	-	-	-	5	100.0
C12-13	Hypopharynx	10	76.9	2	15.4	1	7.7	-	-	-	-	-	-	13	100.0
C14	Pharynx Unspecified	-	-	-	-	-	-	-	-	-	-	-	-	-	-
C15	Oesophagus	34	79.1	9	20.9	-	-	-	-	-	-	-	-	43	100.0
C16	Stomach	31	56.4	21	38.2	3	5.5	-	-	-	-	-	-	55	100.0
C17	Small Intestine	4	57.1	3	42.9	-	-	-	-	-	-	-	-	7	100.0
C18	Colon	43	57.3	25	33.3	7	9.3	-	-	-	-	-	-	75	100.0
C19-20	Rectum	63	66.3	22	23.2	10	10.5	-	-	-	-	-	-	95	100.0
C21	Anus & Anal Canal	1	33.3	1	33.3	1	33.3	-	-	-	-	-	-	3	100.0
C22	Liver	16	47.1	13	38.2	5	14.7	-	-	-	-	-	-	34	100.0
C23-24	Gallbladder etc.	13	61.9	6	28.6	2	9.5	-	-	-	-	-	-	21	100.0
C25	Pancreas	24	57.1	12	28.6	5	11.9	-	-	-	-	1	2.4	42	100.0
C30-31	Nose, Sinuses etc.	2	22.2	7	77.8	-	-	-	-	-	-	-	-	9	100.0
C32	Larynx	4	57.1	2	28.6	1	14.3	-	-	-	-	-	-	7	100.0
C33-34	Lung etc.	55	53.4	34	33.0	14	13.6	-	-	-	-	-	-	103	100.0
C37-38	Other Thoracic Organs	1	33.3	1	33.3	1	33.3	-	-	-	-	-	-	3	100.0
C40-41	Bone	11	64.7	4	23.5	1	5.9	1	5.9	-	-	-	-	17	100.0
C43	Melanoma of Skin	23	76.7	4	13.3	3	10.0	-	-	-	-	-	-	30	100.0
C44	Other Skin	3	42.9	3	42.9	1	14.3	-	-	-	-	-	-	7	100.0
C45	Mesothelioma	-	-	-	-	-	-	-	-	-	-	-	-	-	-
C46	Kaposi Sarcoma	-	-	-	-	-	-	-	-	-	-	-	-	-	-
C47+C49	Conn. & Soft Tissue	13	56.5	8	34.8	2	8.7	-	-	-	-	-	-	23	100.0
C50	Breast	489	63.1	199	25.7	87	11.2	-	-	-	-	-	-	775	100.0
C51	Vulva	4	80.0	-	-	1	20.0	-	-	-	-	-	-	5	100.0
C52	Vagina	6	75.0	1	12.5	1	12.5	-	-	-	-	-	-	8	100.0
C53	Cervix Uteri	106	68.8	37	24.0	9	5.8	-	-	-	-	2	1.3	154	100.0
C54	Corpus Uteri	66	71.0	18	19.4	9	9.7	-	-	-	-	-	-	93	100.0
C55	Uterus Unspecified	2	33.3	4	66.7	-	-	-	-	-	-	-	-	6	100.0
C56	Ovary etc.	94	59.9	46	29.3	17	10.8	-	-	-	-	-	-	157	100.0
C57	Other Female Genital	1	50.0	1	50.0	-	-	-	-	-	-	-	-	2	100.0
C58	Placenta	-	-	1	100.0	-	-	-	-	-	-	-	-	1	100.0
C60	Penis	-	-	-	-	-	-	-	-	-	-	-	-	-	-
C61	Prostate	-	-	-	-	-	-	-	-	-	-	-	-	-	-
C62	Testis	-	-	-	-	-	-	-	-	-	-	-	-	-	-
C63	Other Male Genital	-	-	-	-	-	-	-	-	-	-	-	-	-	-
C64	Kidney etc.	9	64.3	4	28.6	1	7.1	-	-	-	-	-	-	14	100.0
C65	Renal Pelvis	-	-	-	-	1	100.0	-	-	-	-	-	-	1	100.0
C66	Ureter	-	-	1	100.0	-	-	-	-	-	-	-	-	1	100.0
C67	Bladder	4	36.4	5	45.5	1	9.1	-	-	-	-	1	9.1	11	100.0
C68	Uns.Urinary Organs	-	-	-	-	-	-	-	-	-	-	-	-	-	-
C69	Eye	3	100.0	-	-	-	-	-	-	-	-	-	-	3	100.0
C70-72	Brain, Nervous System	21	63.6	9	27.3	3	9.1	-	-	-	-	-	-	33	100.0
C73	Thyroid	52	54.7	33	34.7	10	10.5	-	-	-	-	-	-	95	100.0
C74	Adrenal Gland	-	-	1	100.0	-	-	-	-	-	-	-	-	1	100.0
C81	Hodgkins Disease	7	50.0	7	50.0	-	-	-	-	-	-	-	-	14	100.0
C82-85,C96	NHL	47	56.6	27	32.5	9	10.8	-	-	-	-	-	-	83	100.0
C88	Malig Imm.Prol D	-	-	-	-	-	-	-	-	-	-	-	-	-	-
C90	Multiple Myeloma	33	58.9	16	28.6	6	10.7	-	-	-	-	1	1.8	56	100.0
C91	Lymphoid Leuk.	11	55.0	8	40.0	1	5.0	-	-	-	-	-	-	20	100.0
C92-94	Myeloid Leukaemia	37	60.7	16	26.2	8	13.1	-	-	-	-	-	-	61	100.0
C95	Leukaemia Uns	-	-	2	66.7	1	33.3	-	-	-	-	-	-	3	100.0
O&U	Other and Uns	16	55.2	10	34.5	3	10.3	-	-	-	-	-	-	29	100.0
	<b>All Sites</b>	<b>1474</b>	<b>61.5</b>	<b>679</b>	<b>28.4</b>	<b>235</b>	<b>9.8</b>	<b>1</b>	<b>0.0</b>	<b>-</b>	<b>-</b>	<b>6</b>	<b>0.3</b>	<b>2395</b>	<b>100.0</b>

O & U : C26, C39, C48, C75, C76, C77, C78, C79, C80, C97



**NATIONAL CENTRE FOR DISEASE INFORMATICS AND RESEARCH  
NATIONAL CANCER REGISTRY PROGRAMME**

*(Indian Council of Medical Research)*

**Hospital Based Cancer Registry**

**524 HBCR - Malabar Cancer Centre, Kannur**

Report Based on Year of Registration : 2018

**TABLE 13(a): Number(#) and Proportion(%) of cancers by site (ICD-10) and Education - Males**

As on: 21/04/2021

ICD 10	Site	Primary		Secondary		Middle		Literate		Illiterate		Others		Unknown		Total	
		#	%	#	%	#	%	#	%	#	%	#	%	#	%	#	%
C00	Lip	2	25.0	2	25.0	1	12.5	-	-	3	37.5	-	-	-	-	8	100.0
C01-02	Tongue	31	22.1	37	26.4	37	26.4	12	8.6	12	8.6	6	4.3	5	3.6	140	100.0
C03-06	Mouth	64	34.8	35	19.0	33	17.9	18	9.8	24	13.0	5	2.7	5	2.7	184	100.0
C07-08	Salivary Gland	3	27.3	5	45.5	3	27.3	-	-	-	-	-	-	-	-	11	100.0
C09	Tonsil	4	66.7	1	16.7	1	16.7	-	-	-	-	-	-	-	-	6	100.0
C10	Oth. Oropharynx	21	29.2	8	11.1	21	29.2	14	19.4	5	6.9	2	2.8	1	1.4	72	100.0
C11	Nasopharynx	4	50.0	-	-	-	-	1	12.5	2	25.0	1	12.5	-	-	8	100.0
C12-13	Hypopharynx	24	36.9	12	18.5	14	21.5	4	6.2	6	9.2	3	4.6	2	3.1	65	100.0
C14	Pharynx Unspecified	-	-	-	-	-	-	1	100.0	-	-	-	-	-	-	1	100.0
C15	Oesophagus	39	43.3	12	13.3	15	16.7	7	7.8	14	15.6	1	1.1	2	2.2	90	100.0
C16	Stomach	70	40.2	23	13.2	37	21.3	15	8.6	19	10.9	9	5.2	1	0.6	174	100.0
C17	Small Intestine	1	14.3	3	42.9	2	28.6	-	-	-	-	-	-	1	14.3	7	100.0
C18	Colon	31	29.2	27	25.5	13	12.3	13	12.3	10	9.4	12	11.3	-	-	106	100.0
C19-20	Rectum	40	33.1	29	24.0	29	24.0	7	5.8	9	7.4	3	2.5	4	3.3	121	100.0
C21	Anus & Anal Canal	2	28.6	1	14.3	2	28.6	-	-	1	14.3	1	14.3	-	-	7	100.0
C22	Liver	33	28.4	23	19.8	28	24.1	12	10.3	9	7.8	7	6.0	4	3.4	116	100.0
C23-24	Gallbladder etc.	3	18.8	5	31.2	5	31.2	-	-	2	12.5	1	6.2	-	-	16	100.0
C25	Pancreas	17	29.8	15	26.3	11	19.3	7	12.3	3	5.3	3	5.3	1	1.8	57	100.0
C30-31	Nose, Sinuses etc.	3	21.4	2	14.3	6	42.9	1	7.1	-	-	2	14.3	-	-	14	100.0
C32	Larynx	46	34.8	26	19.7	28	21.2	20	15.2	8	6.1	2	1.5	2	1.5	132	100.0
C33-34	Lung etc.	233	40.9	67	11.8	116	20.4	65	11.4	66	11.6	14	2.5	9	1.6	570	100.0
C37-38	Other Thoracic Organs	3	42.9	2	28.6	1	14.3	-	-	-	-	-	-	1	14.3	7	100.0
C40-41	Bone	4	16.0	8	32.0	3	12.0	-	-	1	4.0	7	28.0	2	8.0	25	100.0
C43	Melanoma of Skin	15	41.7	3	8.3	6	16.7	3	8.3	5	13.9	3	8.3	1	2.8	36	100.0
C44	Other Skin	2	28.6	1	14.3	2	28.6	1	14.3	1	14.3	-	-	-	-	7	100.0
C45	Mesothelioma	-	-	-	-	-	-	-	-	-	-	-	-	-	-	-	-
C46	Kaposi Sarcoma	-	-	-	-	-	-	-	-	-	-	-	-	-	-	-	-
C47+C49	Conn. & Soft Tissue	5	15.6	15	46.9	4	12.5	2	6.2	1	3.1	5	15.6	-	-	32	100.0
C50	Breast	2	25.0	-	-	1	12.5	3	37.5	1	12.5	1	12.5	-	-	8	100.0
C51	Vulva	-	-	-	-	-	-	-	-	-	-	-	-	-	-	-	-
C52	Vagina	-	-	-	-	-	-	-	-	-	-	-	-	-	-	-	-
C53	Cervix Uteri	-	-	-	-	-	-	-	-	-	-	-	-	-	-	-	-
C54	Corpus Uteri	-	-	-	-	-	-	-	-	-	-	-	-	-	-	-	-
C55	Uterus Unspecified	-	-	-	-	-	-	-	-	-	-	-	-	-	-	-	-
C56	Ovary etc.	-	-	-	-	-	-	-	-	-	-	-	-	-	-	-	-
C57	Other Female Genital	-	-	-	-	-	-	-	-	-	-	-	-	-	-	-	-
C58	Placenta	-	-	-	-	-	-	-	-	-	-	-	-	-	-	-	-
C60	Penis	4	28.6	2	14.3	2	14.3	4	28.6	2	14.3	-	-	-	-	14	100.0
C61	Prostate	44	31.7	31	22.3	28	20.1	15	10.8	13	9.4	5	3.6	3	2.2	139	100.0
C62	Testis	2	50.0	1	25.0	-	-	-	-	-	-	1	25.0	-	-	4	100.0
C63	Other Male Genital	-	-	-	-	-	-	-	-	-	-	-	-	-	-	-	-
C64	Kidney etc.	11	30.6	7	19.4	10	27.8	4	11.1	1	2.8	1	2.8	2	5.6	36	100.0
C65	Renal Pelvis	-	-	-	-	1	100.0	-	-	-	-	-	-	-	-	1	100.0
C66	Ureter	1	33.3	-	-	-	-	2	66.7	-	-	-	-	-	-	3	100.0
C67	Bladder	22	34.9	9	14.3	16	25.4	8	12.7	5	7.9	1	1.6	2	3.2	63	100.0
C68	Uns.Urinary Organs	-	-	-	-	-	-	-	-	-	-	-	-	-	-	-	-
C69	Eye	-	-	1	100.0	-	-	-	-	-	-	-	-	-	-	1	100.0
C70-72	Brain, Nervous System	10	19.2	21	40.4	5	9.6	7	13.5	2	3.8	6	11.5	1	1.9	52	100.0
C73	Thyroid	5	19.2	10	38.5	3	11.5	2	7.7	3	11.5	2	7.7	1	3.8	26	100.0
C74	Adrenal Gland	1	25.0	-	-	-	-	-	-	-	-	3	75.0	-	-	4	100.0
C81	Hodgkins Disease	5	19.2	5	19.2	8	30.8	-	-	1	3.8	7	26.9	-	-	26	100.0
C82-85,C96	NHL	41	24.6	56	33.5	24	14.4	14	8.4	11	6.6	21	12.6	-	-	167	100.0
C88	Malignant Proliferative Disorder	-	-	1	100.0	-	-	-	-	-	-	-	-	-	-	1	100.0
C90	Multiple Myeloma	20	23.8	14	16.7	20	23.8	11	13.1	8	9.5	8	9.5	3	3.6	84	100.0
C91	Lymphoid Leuk.	10	29.4	12	35.3	4	11.8	1	2.9	1	2.9	5	14.7	1	2.9	34	100.0
C92-94	Myeloid Leukaemia	16	25.8	26	41.9	6	9.7	2	3.2	3	4.8	8	12.9	1	1.6	62	100.0
C95	Leukaemia Uns	-	-	1	100.0	-	-	-	-	-	-	-	-	-	-	1	100.0
O&U	Other and Uns	21	33.9	7	11.3	16	25.8	6	9.7	8	12.9	2	3.2	2	3.2	62	100.0
	<b>All Sites</b>	<b>915</b>	<b>32.7</b>	<b>566</b>	<b>20.2</b>	<b>562</b>	<b>20.1</b>	<b>282</b>	<b>10.1</b>	<b>260</b>	<b>9.3</b>	<b>158</b>	<b>5.6</b>	<b>57</b>	<b>2.0</b>	<b>2800</b>	<b>100.0</b>

O & U : C26, C39, C48, C75, C76, C77, C78, C79, C80, C97



**NATIONAL CENTRE FOR DISEASE INFORMATICS AND RESEARCH  
NATIONAL CANCER REGISTRY PROGRAMME**

*(Indian Council of Medical Research)*

**Hospital Based Cancer Registry**

**524 HBCR - Malabar Cancer Centre, Kannur**

Report Based on Year of Registration : 2018

**TABLE 13(b): Number(#) and Proportion(%) of cancers by site (ICD-10) and Education - Females**

As on: 21/04/2021

ICD 10	Site	Primary		Secondary		Middle		Illiterate		Literate		Others		Unknown		Total	
		#	%	#	%	#	%	#	%	#	%	#	%	#	%	#	%
C00	Lip	4	44.4	-	-	1	11.1	3	33.3	-	-	-	-	1	11.1	9	100.0
C01-02	Tongue	12	23.1	3	5.8	5	9.6	18	34.6	9	17.3	4	7.7	1	1.9	52	100.0
C03-06	Mouth	38	37.6	5	5.0	7	6.9	32	31.7	16	15.8	1	1.0	2	2.0	101	100.0
C07-08	Salivary Gland	1	10.0	4	40.0	-	-	3	30.0	-	-	2	20.0	-	-	10	100.0
C09	Tonsil	-	-	-	-	-	-	-	-	-	-	-	-	-	-	-	-
C10	Oth. Oropharynx	1	20.0	-	-	1	20.0	2	40.0	1	20.0	-	-	-	-	5	100.0
C11	Nasopharynx	1	20.0	1	20.0	-	-	-	-	3	60.0	-	-	-	-	5	100.0
C12-13	Hypopharynx	7	53.8	-	-	2	15.4	1	7.7	3	23.1	-	-	-	-	13	100.0
C14	Pharynx Unspecified	-	-	-	-	-	-	-	-	-	-	-	-	-	-	-	-
C15	Oesophagus	19	44.2	2	4.7	7	16.3	11	25.6	4	9.3	-	-	-	-	43	100.0
C16	Stomach	18	32.7	12	21.8	6	10.9	12	21.8	3	5.5	-	-	4	7.3	55	100.0
C17	Small Intestine	2	28.6	1	14.3	1	14.3	-	-	2	28.6	-	-	1	14.3	7	100.0
C18	Colon	23	30.7	14	18.7	14	18.7	16	21.3	3	4.0	3	4.0	2	2.7	75	100.0
C19-20	Rectum	32	33.7	13	13.7	22	23.2	8	8.4	14	14.7	4	4.2	2	2.1	95	100.0
C21	Anus & Anal Canal	-	-	-	-	2	66.7	-	-	1	33.3	-	-	-	-	3	100.0
C22	Liver	14	41.2	3	8.8	4	11.8	7	20.6	4	11.8	1	2.9	1	2.9	34	100.0
C23-24	Gallbladder etc.	7	33.3	2	9.5	3	14.3	5	23.8	4	19.0	-	-	-	-	21	100.0
C25	Pancreas	13	31.0	9	21.4	8	19.0	8	19.0	2	4.8	-	-	2	4.8	42	100.0
C30-31	Nose, Sinuses etc.	2	22.2	1	11.1	-	-	2	22.2	3	33.3	1	11.1	-	-	9	100.0
C32	Larynx	1	14.3	2	28.6	1	14.3	2	28.6	-	-	1	14.3	-	-	7	100.0
C33-34	Lung etc.	39	37.9	15	14.6	18	17.5	22	21.4	5	4.9	3	2.9	1	1.0	103	100.0
C37-38	Other Thoracic Organs	-	-	2	66.7	-	-	-	-	-	-	1	33.3	-	-	3	100.0
C40-41	Bone	6	35.3	4	23.5	2	11.8	1	5.9	-	-	4	23.5	-	-	17	100.0
C43	Melanoma of Skin	9	30.0	5	16.7	6	20.0	5	16.7	2	6.7	2	6.7	1	3.3	30	100.0
C44	Other Skin	2	28.6	1	14.3	2	28.6	2	28.6	-	-	-	-	-	-	7	100.0
C45	Mesothelioma	-	-	-	-	-	-	-	-	-	-	-	-	-	-	-	-
C46	Kaposi Sarcoma	-	-	-	-	-	-	-	-	-	-	-	-	-	-	-	-
C47+C49	Conn. & Soft Tissue	7	30.4	6	26.1	5	21.7	2	8.7	-	-	3	13.0	-	-	23	100.0
C50	Breast	170	21.9	189	24.4	169	21.8	61	7.9	89	11.5	85	11.0	12	1.5	775	100.0
C51	Vulva	2	40.0	1	20.0	1	20.0	-	-	-	-	-	-	1	20.0	5	100.0
C52	Vagina	3	37.5	2	25.0	1	12.5	2	25.0	-	-	-	-	-	-	8	100.0
C53	Cervix Uteri	54	35.1	19	12.3	33	21.4	17	11.0	19	12.3	6	3.9	6	3.9	154	100.0
C54	Corpus Uteri	31	33.3	26	28.0	11	11.8	8	8.6	6	6.5	9	9.7	2	2.2	93	100.0
C55	Uterus Unspecified	1	16.7	1	16.7	1	16.7	1	16.7	1	16.7	1	16.7	-	-	6	100.0
C56	Ovary etc.	46	29.3	40	25.5	26	16.6	18	11.5	15	9.6	7	4.5	5	3.2	157	100.0
C57	Other Female Genital	-	-	1	50.0	1	50.0	-	-	-	-	-	-	-	-	2	100.0
C58	Placenta	-	-	-	-	-	-	-	-	1	100.0	-	-	-	-	1	100.0
C60	Penis	-	-	-	-	-	-	-	-	-	-	-	-	-	-	-	-
C61	Prostate	-	-	-	-	-	-	-	-	-	-	-	-	-	-	-	-
C62	Testis	-	-	-	-	-	-	-	-	-	-	-	-	-	-	-	-
C63	Other Male Genital	-	-	-	-	-	-	-	-	-	-	-	-	-	-	-	-
C64	Kidney etc.	2	14.3	4	28.6	1	7.1	2	14.3	3	21.4	2	14.3	-	-	14	100.0
C65	Renal Pelvis	-	-	-	-	1	100.0	-	-	-	-	-	-	-	-	1	100.0
C66	Ureter	1	100.0	-	-	-	-	-	-	-	-	-	-	-	-	1	100.0
C67	Bladder	5	45.5	2	18.2	1	9.1	3	27.3	-	-	-	-	-	-	11	100.0
C68	Uns.Urinary Organs	-	-	-	-	-	-	-	-	-	-	-	-	-	-	-	-
C69	Eye	-	-	1	33.3	-	-	-	-	1	33.3	1	33.3	-	-	3	100.0
C70-72	Brain, Nervous System	7	21.2	12	36.4	1	3.0	-	-	4	12.1	7	21.2	2	6.1	33	100.0
C73	Thyroid	17	17.9	25	26.3	19	20.0	14	14.7	8	8.4	9	9.5	3	3.2	95	100.0
C74	Adrenal Gland	1	100.0	-	-	-	-	-	-	-	-	-	-	-	-	1	100.0
C81	Hodgkins Disease	2	14.3	6	42.9	1	7.1	3	21.4	-	-	2	14.3	-	-	14	100.0
C82-85,C96	NHL	21	25.3	23	27.7	14	16.9	9	10.8	6	7.2	7	8.4	3	3.6	83	100.0
C88	Malig Imn.Prol D	-	-	-	-	-	-	-	-	-	-	-	-	-	-	-	-
C90	Multiple Myeloma	17	30.4	12	21.4	12	21.4	3	5.4	5	8.9	3	5.4	4	7.1	56	100.0
C91	Lymphoid Leuk.	5	25.0	3	15.0	2	10.0	3	15.0	1	5.0	5	25.0	1	5.0	20	100.0
C92-94	Myeloid Leukaemia	14	23.0	22	36.1	10	16.4	4	6.6	3	4.9	8	13.1	-	-	61	100.0
C95	Leukaemia Uns	2	66.7	1	33.3	-	-	-	-	-	-	-	-	-	-	3	100.0
O&U	Other and Uns	-	-	7	24.1	5	17.2	5	17.2	8	27.6	1	3.4	3	10.3	29	100.0
	<b>All Sites</b>	<b>659</b>	<b>27.5</b>	<b>502</b>	<b>21.0</b>	<b>427</b>	<b>17.8</b>	<b>315</b>	<b>13.2</b>	<b>249</b>	<b>10.4</b>	<b>183</b>	<b>7.6</b>	<b>60</b>	<b>2.5</b>	<b>2395</b>	<b>100.0</b>

O & U : C26, C39, C48, C75, C76, C77, C78, C79, C80, C97





**DETAILED  
INFORMATION-MCC**

**Table 1: Number of New and Old Cancer Cases**

<b>Sex</b>	<b>New</b>	<b>%</b>	<b>Old</b>	<b>%</b>	<b>Total</b>
Female	1598	67%	797	33%	2395
Male	2071	74%	729	26%	2800

**Table 2: Number and Proportion of System wise & Sex wise Cancer Incidence**

<b>System</b>	<b>Male</b>	<b>%</b>	<b>Female</b>	<b>%</b>	<b>Total</b>
Digestive Organs	704	64.9%	380	35.1%	1084
Head & Neck	678	68.2%	316	31.8%	994
Breast	8	1.0%	774	99.0%	783
Respiratory system	570	84.7%	103	15.3%	673
Hematological and RE System	348	60.6%	226	39.4%	574
Gynaecological system	....	....	426	100.0%	426
Male genital organ	157	100.0%	....	....	157
Urinary tract	103	79.2%	27	20.8%	130
CNS	53	60.2%	35	39.8%	88
Primary unknown	62	70.5%	26	29.5%	87
skin	39	54.2%	33	45.8%	72
Soft tissue system	31	59.6%	21	40.4%	52
skeletal-bones etc	32	64.0%	18	36.0%	50
Intrathoracic organs	10	62.5%	6	37.5%	16
Endocrane glands	4	66.7%	2	33.3%	6
Peripheral nervous system	1	33.3%	2	66.7%	3

**Table 3: Number (#) and Proportion of System wise habits and family history**

<b>System wise Alcohol habit</b>									
<b>System</b>	<b>Alcohol</b>	<b>%</b>	<b>smoking</b>	<b>%</b>	<b>pan chewing</b>	<b>%</b>	<b>Family History</b>	<b>%</b>	<b>No. of patients</b>
Digestive Organs	262	24.2%	320	29.5%	150	13.8%	209	19.3%	1084
Head & Neck	406	40.8%	441	44.4%	359	36.1%	200	20.1%	994
Breast	3	0.4%	4	0.5%	43	5.5%	195	24.9%	783
Respiratory system	221	32.8%	414	61.5%	72	10.7%	74	11.0%	673
Hematological and RE System	88	15.3%	107	18.6%	55	9.6%	49	8.5%	574
Gynaecological system	2	0.5%	4	0.9%	40	9.4%	81	19.0%	426
Male genital organ	51	32.5%	62	39.5%	22	14.0%	29	18.5%	157
Urinary tract	28	21.5%	53	40.8%	11	8.5%	14	10.8%	130
CNS	13	14.8%	9	10.2%	3	3.4%	4	4.5%	88
Primary unknown	25	28.4%	41	46.6%	5	5.7%	5	5.7%	87
skin	15	20.8%	26	36.1%	12	16.7%	19	26.4%	72
Soft tissue system	9	17.3%	11	21.2%	4	7.7%	3	5.8%	52
skeletal-bones etc	5	10.0%	7	14.0%	1	2.0%	6	12.0%	50
Intrathoracic organs	2	12.5%	4	25.0%	0	0.0%	2	12.5%	16
Endocrane glands	0	0.0%	0	0.0%	1	16.7%	0	0.0%	6
Peripheral nervous system	0	0.0%	0	0.0%	0	0.0%	1	33.3%	3

**Family History/ Hereditary Cancer**

**Table 4: Numbers (#) and Proportion of Family History with Hereditary Cancers**

<b>Site</b>	<b>No.of patients</b>	<b>%</b>
Breast	195	24.9%
colon	42	23.2%
Rectum	34	19.7%
ovary	29	18.5%
Prostate	23	16.5%

## Ten Leading Cancers - irrespective of Sex

Leading site	Male	%	Female	%	Total
Breast	8	1.0%	775	99.0%	783
Lung	570	84.7%	103	15.3%	673
Mouth	184	64.6%	101	35.4%	285
NHL	167	66.8%	83	33.2%	250
Stomach	174	76.0%	55	24.0%	229
Rectum	121	56.0%	95	44.0%	216
Tongue	140	72.9%	52	27.1%	192
Colon	106	58.6%	75	41.4%	181
Ovary	-	-	157	100.0%	157
Cervix uteri	-	-	154	100.0%	154

### I Breast Cancer

- Total Number (ICD 10: C50 ) : 783
- Breast cancer is the first leading cancer among females
- Ist leading cancer among females: 32.4 %
- Peak age group: 45-49 years in females
- Histology: Infiltrating Ductal Carcinoma: 85.3% in females
- Method of diagnosis: Microscopic : 93.3 % in females
- Detailed Microscopic diagnosis: Histology of Primary: 86.7% in females
- Broad treatment group: Treatment only at RI: 48.7% in females
- Clinical extent of disease before treatment: Direct extension with regional node: 49.7%
- Intention to treat for new patients : Curative/Radical: 83.6%
- Composite stage : Stage 2: 41.5%

**Table 1: Number and Relative Proportion of Breast cancer by five year age group**

<b>breast</b>					
Age	Male	%	Female	%	Total
20-24	0	0.0%	3	0.4%	3
25-29	0	0.0%	9	1.2%	9
30-34	0	0.0%	26	3.4%	26
35-39	0	0.0%	66	8.5%	66
40-44	0	0.0%	103	13.3%	103
45-49	1	12.5%	125	16.1%	126
50-54	0	0.0%	116	15.0%	116
55-59	0	0.0%	119	15.4%	119
60-64	0	0.0%	91	11.7%	91
65-69	0	0.0%	54	7.0%	54
70-74	3	37.5%	27	3.5%	30
>=75	4	50.0%	36	4.6%	40
Total	8	100%	775	100%	783

**Table 2 : Number and Relative Proportion of Breast cancer by Broad treatment group**

<b>breast</b>					
Broad treatment group	Male	%	Female	%	Total
Incomplete Treatment	2	25.0%	26	3.4%	28
No Treatment	2	25.0%	72	9.3%	74
Prior & Treatment at RI	1	12.5%	149	19.2%	150
Prior Treatment only	1	12.5%	98	12.6%	99
Treatment advised but not accepted	0	0.0%	52	6.7%	52
Treatment only at RI	2	25.0%	378	48.7%	380
Total	8	100.0%	775	99.9%	783

**Table 3: Number and Relative Proportion of Breast cancer by Clinical extent of disease (Treatment only at RI)**

<b>breast</b>					
Clinical Extent Before Treatment	Male	%	Female	%	Total
Direct Extension	0	0.0%	33	8.7%	33
Direct Extension with Regional Nodes	2	100.0%	188	49.7%	190
Distant Metastasis	0	0.0%	52	13.8%	52
Localised	0	0.0%	104	27.5%	104
Regional Nodes	0	0.0%	1	0.3%	1
<b>Total</b>	<b>2</b>	<b>100%</b>	<b>378</b>	<b>100%</b>	<b>380</b>

**Table 4: Number and Relative Proportion of Breast cancer by Composite stage**

<b>breast</b>					
<b>Composite stage</b>	<b>Male</b>	<b>%</b>	<b>Female</b>	<b>%</b>	<b>Total</b>
stage1	0	0.0%	50	6.5%	50
stage2	3	37.5%	322	41.5%	325
stage3	4	50.0%	228	29.4%	232
stage4	1	12.5%	137	17.7%	138
unknown	0	0.0%	38	4.9%	38
<b>Total</b>	<b>8</b>	<b>100%</b>	<b>775</b>	<b>100%</b>	<b>783</b>

**Table 5 :Number and Relative Proportion of Breast cancer by intention to treat for new patients**

<b>breast</b>					
Intention	Male	%	Female	%	Total
Curative / Radical	0	0.0%	316	83.6%	316
Palliative	2	100.0%	60	15.9%	62
Symptomatic	0	0.0%	2	0.5%	2
<b>Total</b>	<b>2</b>	<b>100%</b>	<b>378</b>	<b>100%</b>	<b>380</b>

**Table 6: Number and Relative Proportion of Breast cancer by Method of Diagnosis**

<b>breast</b>					
Method of diagnosis	Male	%	Female	%	Total
Cytology of Metastasis	1	12.5%	2	0.3%	3
Cytology of Primary	0	0.0%	68	8.8%	68
Histology of Metastasis	0	0.0%	2	0.3%	2
Histology of Primary	7	87.5%	673	86.7%	680
Others	0	0.0%	30	3.9	30
<b>Total</b>	<b>8</b>	<b>100%</b>	<b>775</b>	<b>100%</b>	<b>783</b>

**Table 7: Number and Relative Proportion of Breast cancer by Diagnostic status**

<b>Breast</b>					
<b>Diagnosis status</b>	<b>Male</b>	<b>%</b>	<b>Female</b>	<b>%</b>	<b>Total</b>
Microscopically Confirmed	8	100.0%	728	93.9%	736
No registered at RI	0	0.0%	30	3.9%	30
Suspected (Clinically/To rule out Malignancy)	0	0.0%	3	0.4%	3
Suspected (Microscopically / Radiologically)	0	0.0%	14	1.8%	14
<b>Total</b>	<b>8</b>	<b>100%</b>	<b>775</b>	<b>100%</b>	<b>783</b>



**Table 8: Number and Relative Proportion of Breastcancer by Morphology**

breast					
Morphology	Male	%	Female	%	Total
Infiltrating Duct Carcinoma	4	50.0%	661	85.3%	665
Carcinoma	1	12.5%	34	4.4%	35
Neoplasam Malignant	1	12.5%	33	4.3%	34
Lobular Carcinoma	-	-	8	1.0%	8
Mucinous AdenoCarcinoma	-	-	7	0.9%	7
Papillary Carcinoma	2	25.0%	4	0.5%	6
Infiltrating papillary adenoca.	-	-	5	0.6%	5
Medullary Carcinoma	-	-	4	0.5%	4
Intracystic carcinoma	-	-	3	0.4%	3
Paillary ca encapsulated	-	-	3	0.4%	3
Phylloids Tumor	-	-	2	0.3%	2
Metaplastic carcinoma	-	-	2	0.3%	2
others	-	-	9	1.2%	9
Total	8	100%	775	100%	783

## II Lung Cancer

- Total Number (ICD 10: C33-34) :673(15.3% females and 84.7% males)
- Lung cancer is the first leading cancer among males
- Ist leading cancer among males : 20.4%
- Peak age group: 65-69 years in males and 60-64 in females
- Histology: Adeno carcinoma: 41.7% in females and in male Squamous cell carcinoma 27.7%
- Method of diagnosis: Microscopic : 81.6% in females and 81.2% in males
- Detailed Microscopic diagnosis: Histology of Primary: 66% in females and 67.7% in males.
- Broad treatment group: Treatment only at RI: 34% in females and 44% in males
- Clinical extent of disease before treatment: Distant: 85.7% in females and 62.5% in males
- Intention to treat for new patients : Palliative: 91.4% in females and 84.9% in males
- Composite stage: Stage 4: 63.3% in males and 77.7% in females

**Table 9: Number and Relative Proportion of Lung cancer by five year age group**

<b>lung</b>					
Age	Male	%	Female	%	Total
20-24	1	0.2%	0	0.0%	1
30-34	2	0.4%	2	1.9%	4
35-39	4	0.7%	4	3.9%	8
40-44	9	1.6%	6	5.8%	15
45-49	17	3.0%	8	7.8%	25
50-54	41	7.2%	5	4.9%	46
55-59	85	14.9%	12	11.7%	97
60-64	116	20.4%	21	20.4%	137
65-69	132	23.2%	20	19.4%	152
70-74	90	15.8%	14	13.6%	104
>=75	73	12.8%	11	10.7%	84
<b>Total</b>	<b>570</b>	<b>100%</b>	<b>103</b>	<b>100%</b>	<b>673</b>

**Table 10: Number and Relative Proportion of Lung cancer by Broad Treatment Groups**

<b>lung</b>					
Broad treatment group	Male	%	Female	%	Total
Incomplete Treatment	22	3.9%	4	3.9%	26
No Treatment	165	28.9%	40	38.8%	205
Prior & Treatment at RI	20	3.5%	8	7.8%	28
Prior Treatment only	26	4.6%	5	4.9%	31
Treatment advised but not accepted	86	15.1%	11	10.7%	97
Treatment only at RI	251	44.0%	35	34.0%	286
<b>Total</b>	<b>570</b>	<b>100.0%</b>	<b>103</b>	<b>100.0%</b>	<b>673</b>

**Table 11: Number and Relative Proportion of Lung cancer by Clinical Extent of Disease (Treatment only at RI)**

<b>lung</b>					
Clinical Extent Before Treatment	Male	%	Female	%	Total
Direct Extension	5	2.0%	0	0.0%	5
Direct Extension with Regional Nodes	65	25.9%	3	8.6%	68
Distant Metastasis	157	62.5%	30	85.7%	187
Localised	19	7.6%	2	5.7%	21
Not Applicable / Unknown Primary	1	0.4%	0	0.0%	1
Too Advanced	4	1.6%	0	0.0%	4
<b>Total</b>	<b>251</b>	<b>100%</b>	<b>35</b>	<b>100%</b>	<b>286</b>

**Table 12: Number and Relative Proportion of Lung cancer by histology**

<b>lung</b>					
Morphology	Male	%	Female	%	Total
Adenocarcinoma	153	26.8%	43	41.7%	196
Squamous Cell Carcinoma	158	27.7%	9	8.7%	167
Neoplasam Malignant	137	24.0%	25	24.3%	162
Small Cell Carcinoma	40	7.0%	4	3.9%	44
Acinar cell ca.	19	3.3%	13	12.6%	32
Non SmallCell Carcinoma	27	4.7%	1	1.0%	28
Carcinoma	15	2.6%	3	2.9%	18
Neuroendocrine Carcinoma	3	0.5%	1	1.0%	4
Mucinous AdenoCarcinoma	2	0.4%	2	1.9%	4
Large Cell Carcinoma	3	0.5%	0	0.0%	3
Papillary AdenoCarcinoma	2	0.4%	1	1.0%	3
Large Cell Neuroendocrine Carcinoma	3	0.5%	0	0.0%	3
Carciniod Tumor	1	0.2%	1	1.0%	2
Sarcomatioid Carcinoma	2	0.4%	0	0.0%	2
others	5	0.9%	0	0.0%	5
<b>Total</b>	<b>570</b>	<b>100%</b>	<b>103</b>	<b>100%</b>	<b>673</b>

**Table 13: Number and Relative Proportion of Lung cancer by Intention to treat for new patients**

<b>lung</b>					
Intention	Male	%	Female	%	Total
Curative / Radical	38	15.1%	3	8.6%	41
Palliative	213	84.9%	32	91.4%	245
<b>Total</b>	<b>251</b>	<b>100%</b>	<b>35</b>	<b>100%</b>	<b>286</b>

**Table 14: Number and Relative Proportion of Lung cancer by Composite stage**

<b>lung</b>					
<b>Composite stage</b>	<b>Male</b>	<b>%</b>	<b>Female</b>	<b>%</b>	<b>Total</b>
stage1	5	0.9%	2	1.9%	7
stage2	22	3.9%	2	1.9%	24
stage3	148	26.0%	12	11.7%	160
stage4	361	63.3%	80	77.7%	441
unknown	34	6.0%	7	6.8%	41
<b>Total</b>	<b>570</b>	<b>100%</b>	<b>103</b>	<b>100%</b>	<b>673</b>

**Table 15: Number and Relative Proportion of Lung cancer by Method of Diagnosis**

<b>lung</b>					
Method of diagnosis	Male	%	Female	%	Total
Cytology of Metastasis	32	5.6%	4	3.9%	36
Cytology of Primary	31	5.4%	8	7.8%	39
Histology of Metastasis	20	3.5%	4	3.9%	24
Histology of Primary	386	67.7%	68	66.0%	454
Others	98	17.0%	19	18.4%	117
Ultrasonogram	1	0.2%	0	0.0%	1
X-Ray	2	0.4%	0	0.0%	2
<b>Total</b>	<b>570</b>	<b>100%</b>	<b>103</b>	<b>100%</b>	<b>673</b>

**Table 16: Number and Relative Proportion of Lung cancer by Diagnostic status**

<b>lung</b>					
<b>Diagnosis status</b>	<b>Male</b>	<b>%</b>	<b>Female</b>	<b>%</b>	<b>Total</b>
Microscopically Confirmed	463	81.2%	84	81.6%	547
No registered at RI	11	1.9%	2	1.9%	13
Suspected (Microscopically / Radiologically)	96	16.8%	17	16.5%	113
<b>Total</b>	<b>570</b>	<b>100%</b>	<b>103</b>	<b>100%</b>	<b>673</b>

### III Mouth

- Total Number (ICD 10: C03-06 ) : 285
- 2nd leading cancer among males.
- 5<sup>th</sup> leading cancer among females
- Peak age group: 70-74 years in males and 60-64 years in females
- Histology : Squamous cell carcinoma : 81.2% in females and 91.8% in males
- Method of diagnosis: Microscopic: 96% in females and 94.6% in males
- Detailed Microscopic diagnosis: Histology of Primary: 99 % in females and 95.1% in males.
- Broad treatment group: Treatment Only at RI: 53.5% in females and 57.1% in males
- Clinical extent of disease before treatment: Direct extension with regional nodes :53.7% in females and 68.6% in males
- Intention to treat for new patients : Curative/Radical: 50% in females and 61% in males
- Composite stage : Stage 4 : 44% in males and 39.6% in females

**Table 17: Number and Relative Proportion of Mouth cancer by five year age group**

<b>mouth</b>					
<b>Age</b>	<b>Male</b>	<b>%</b>	<b>Female</b>	<b>%</b>	<b>Total</b>
30-34	1	0.5%	1	1.0%	2
35-39	5	2.7%	1	1.0%	6
40-44	10	5.4%	4	4.0%	14

45-49	19	10.3%	7	6.9%	26
50-54	16	8.7%	8	7.9%	24
55-59	21	11.4%	10	9.9%	31
60-64	29	15.8%	18	17.8%	47
65-69	26	14.1%	17	16.8%	43
70-74	32	17.4%	14	13.9%	46
>=75	25	13.6%	21	20.8%	46
<b>Total</b>	<b>184</b>	<b>100%</b>	<b>101</b>	<b>100%</b>	<b>285</b>

**Table 18: Number and Relative Proportion of Mouth cancer by Broad treatment group**

<b>mouth</b>					
Broad treatment group	Male	%	Female	%	Total
Incomplete Treatment	5	2.7%	4	4.0%	9
No Treatment	18	9.8%	6	5.9%	24
Prior & Treatment at RI	13	7.1%	9	8.9%	22
Prior Treatment only	19	10.3%	12	11.9%	31
Treatment advised but not accepted	24	13.0%	16	15.8%	40
Treatment only at RI	105	57.1%	54	53.5%	159
<b>Total</b>	<b>184</b>	<b>100.0%</b>	<b>101</b>	<b>100.0%</b>	<b>285</b>

**Table 19: Number and Relative Proportion of Mouth cancer by Clinical Extent of Disease (Treatment only at RI)**

<b>mouth</b>					
Clinical Extent Before Treatment	Male	%	Female	%	Total
Direct Extension	11	10.5%	5	9.3%	16
Direct Extension with Regional Nodes	72	68.6%	29	53.7%	101
Distant Metastasis	2	1.9%	1	1.9%	3
Localised	20	19.0%	18	33.3%	38
Too Advanced	0	0.0%	1	1.9%	1
<b>Total</b>	<b>105</b>	<b>100%</b>	<b>54</b>	<b>100%</b>	<b>159</b>

**Table 20: Number and Relative Proportion of Mouth cancer by Composite stage**

<b>mouth</b>					
<b>Composite stage</b>	<b>Male</b>	<b>%</b>	<b>Female</b>	<b>%</b>	<b>Total</b>
stage1	8	4.3%	8	7.9%	16
stage2	20	10.9%	17	16.8%	37
stage3	63	34.2%	40	39.6%	103
stage4	81	44.0%	31	30.7%	112
unknown	12	6.5%	5	5.0%	17
<b>Total</b>	<b>184</b>	<b>100%</b>	<b>101</b>	<b>100%</b>	<b>285</b>

**Table 21: Number and Relative Proportion of Mouth cancer by intention to treat for new patients**

<b>mouth</b>					
<b>Intention</b>	<b>Male</b>	<b>%</b>	<b>Female</b>	<b>%</b>	<b>Total</b>
Curative / Radical	64	61.0%	27	50.0%	91
Palliative	40	38.1%	27	50.0%	67
Symptomatic	1	1.0%	0	0.0%	1
<b>Total</b>	<b>105</b>	<b>100%</b>	<b>54</b>	<b>100%</b>	<b>159</b>

**Table 22: Number and Relative Proportion of Mouth cancer by Method of diagnosis**

<b>mouth</b>					
<b>Method of diagnosis</b>	<b>Male</b>	<b>%</b>	<b>Female</b>	<b>%</b>	<b>Total</b>
Cytology of Primary	2	1.1%	0	0.0%	2
Histology of Primary	175	95.1%	100	99.0%	275
Others	7	3.8%	1	1%	8
<b>Total</b>	<b>184</b>	<b>100%</b>	<b>101</b>	<b>100%</b>	<b>285</b>

**Table 23: Number and Relative Proportion of Mouth cancer by Diagnostic status**

<b>mouth</b>					
<b>Diagnosis status</b>	<b>Male</b>	<b>%</b>	<b>Female</b>	<b>%</b>	<b>Total</b>
Microscopically Confirmed	174	94.6%	97	96.0%	271
No registered at RI	5	2.7%	3	3.0%	8
Suspected (Clinically/To rule out Malignancy)	2	1.1%	0	0.0%	2
Suspected (Microscopically / Radiologically)	3	1.6%	1	1.0%	4
<b>Total</b>	<b>184</b>	<b>100%</b>	<b>101</b>	<b>100%</b>	<b>285</b>

**Table 24: Number and Relative Proportion of Mouth cancer by Morphology**

<b>mouth</b>					
<b>Morphology</b>	<b>Male</b>	<b>%</b>	<b>Female</b>	<b>%</b>	<b>Total</b>
Squamous Cell Carcinoma	169	91.8%	82	81.2%	251
Neoplasam Malignant	7	3.8%	1	1.0%	8
Carcinoma	1	0.5%	6	5.9%	7
Microinvasive Squamous Cell Carcinoma	1	0.5%	4	4.0%	5
Verreous Carcinoma	1	0.5%	3	3.0%	4
Polymorphus lowgradeadenoca.	1	0.5%	1	1.0%	2
Mucinous AdenoCarcinoma	2	1.1%	0	0.0%	2
Clear Cell Carcinoma	0	0.0%	1	1.0%	1
Adenocarcinoma	0	0.0%	1	1.0%	1
Basaloid SCC	1	0.5%	0	0.0%	1
MucoepidermoidCarcinona	0	0.0%	1	1.0%	1
Acinar cell ca.	0	0.0%	1	1.0%	1
Squamous Cell Carcinoma Keratinising	1	0.5%	0	0.0%	1
<b>Total</b>	<b>184</b>	<b>100%</b>	<b>101</b>	<b>100%</b>	<b>285</b>



## IV NHL

- Total Number (ICD 10: C82-85,C96 ) :172
- 5<sup>th</sup> leading cancer among males
- Peak age group: 56-60 years in females and 61-65 years in males
- Histology : NHL, Large Bcell diffuse: 30 % in males and 29.2% in females
- Method of diagnosis: Microscopic: 98.1% in males and 98.5% in females
- Detailed Microscopic diagnosis: Histology of Primary: 95.3% in males and 93.8% in females
- Broad treatment group: Treatment only at RI : 45% in males and 36.1% in females
- Clinical extent of disease : Regional nodes: 38.3% in males and 35.4% in females
- Intention to treat for new patients :Curative/Radical : 54.2% in males and 33.3% in females
- Composite stage : Stage 3: 20%

**Table 25: Number and Relative Proportion of NHL cancer by Five year age group**

NHL					
Age	Male	%	Female	%	Total
0-4	2	1.2%	0	0.0%	2
5--9	2	1.2%	1	1.2%	3
10-14	2	1.2%	0	0.0%	2
15-19	6	3.6%	2	2.4%	8
20-24	4	2.4%	2	2.4%	6
25-29	5	3.0%	2	2.4%	7
30-34	7	4.2%	1	1.2%	8
35-39	7	4.2%	5	6.0%	12
40-44	17	10.2%	5	6.0%	22
45-49	12	7.2%	7	8.4%	19
50-54	22	13.2%	11	13.3%	33
55-59	19	11.4%	15	18.1%	34
60-64	23	13.8%	10	12.0%	33
65-69	18	10.8%	8	9.6%	26
70-74	13	7.8%	5	6.0%	18
>=75	8	4.8%	9	10.8%	17
Total	167	100%	83	100%	250

**Table 26: Number and Relative Proportion of NHL cancer by Broad treatment group**

NHL					
Broad treatment group	Male	%	Female	%	Total
Incomplete Treatment	15	9.0%	4	1.3%	19
No Treatment	56	33.5%	14	16.9%	70
Prior & Treatment at RI	16	9.6%	7	8.4%	23
Prior Treatment only	18	10.8%	6	7.2%	24
Treatment advised but not accepted	5	3.0%	5	6.0%	10
Treatment only at RI	57	34.1%	47	56.6%	104
<b>Total</b>	<b>167</b>	<b>100.0%</b>	<b>83</b>	<b>100%</b>	<b>250</b>

**Table 27: Number and Relative Proportion of NHL cancer by Composite stage**

NHL					
Composite stage	Male	%	Female	%	Total
stage1	11	6.6%	3	3.6%	14
stage2	11	6.6%	10	12.0%	21
stage3	22	13.2%	21	25.3%	43
stage4	37	22.2%	16	19.3%	53
unknown	86	51.5%	33	39.8%	119
<b>Total</b>	<b>167</b>	<b>100%</b>	<b>83</b>	<b>100%</b>	<b>250</b>

**Table 28: Number and Relative Proportion of NHL cancer by intention to treat for new patients**

NHL					
Intention	Male	%	Female	%	Total
Curative / Radical	48	84.2%	33	70.2%	81
Palliative	9	15.8%	14	29.8%	23
<b>Total</b>	<b>57</b>	<b>100%</b>	<b>47</b>	<b>100%</b>	<b>104</b>

**Table 29: Number and Relative Proportion of NHL cancer by Method of diagnosis**

NHL					
Method of diagnosis	Male	%	Female	%	Total
Blood Film	22	13.2%	5	6%	27
Bone Marrow	29	17.4%	17	20.5%	46
Cytology of Metastasis	1	0.6%	0	0.0%	1
Cytology of Primary	27	16.2%	12	14.5%	39
Histology of Primary	88	52.7%	49	59.0%	137
<b>Total</b>	<b>167</b>	<b>100%</b>	<b>83</b>	<b>100%</b>	<b>250</b>

**Table 30: Number and Relative Proportion of NHL cancer by Diagnostic status**

NHL					
Diagnosis status	Male	%	Female	%	Total
Microscopically Confirmed	165	98.8%	81	97.6%	246
No registered at RI	2	1.2%	1	1.2%	3
Suspected (Microscopically / Radiologically)	0	0.0%	1	1.2%	1
<b>Total</b>	<b>167</b>	<b>100%</b>	<b>83</b>	<b>100%</b>	<b>250</b>

**Table 31: Number and Relative Proportion of NHL cancer by Morphology**

NHL					
Morphology	Male	%	Female	%	Total
NHL, Large B Cell Diffuse	48	28.7%	18	21.7%	66
NHL Nos	27	16.2%	14	16.9%	41
Polycythemia vera	28	16.8%	4	4.8%	32
NHL, Follicular Lymphoma	15	9.0%	17	20.5%	32
Myelodysplastic syndrome	10	6.0%	7	8.4%	17
NHL, Mantle Cell Lymphoma	4	2.4%	5	6.0%	9
Anaplastic Large Cell Lymphoma T-Cell and Null Cell Type	6	3.6%	2	2.4%	8
Chronic Myeloproliferative Disease	4	2.4%	3	3.6%	7
Malignant Lymphoma	5	3.0%	1	1.2%	6
Myelosclerosis with myeloid metaplasia	2	1.2%	2	2.4%	4

Refractory anemia with excess blasts	3	1.8%	0	0.0%	3
NHL,Marginal Zone B Cell lymphoma	2	1.2%	1	1.2%	3
Splenic marginal zone B cell lymphoma	0	0.0%	3	3.6%	3
others	13	7.8%	6	7.2%	19
Total	167	100%	83	100%	250

## V. Stomach

- Total Number (ICD 10: C16 ) : 229
- Stomach cancer is the 3<sup>rd</sup> leading site among males
- Peak age group: 61-65 years in males and 56-60 years in females
- Histology : Adenocarcinoma :59 % in males and 38.1% in females
- Method of diagnosis: Microscopic: 90.4% in males and 97.6% in females
- Detailed Microscopic diagnosis: Histology of Primary: 88.1% in males and 92.9% in females.
- Broad treatment group: Treatment only at RI: 27% in males and 28.6% in females
- Clinical extent of disease before treatment: Distant: 39.3% in males and 33% in females
- Intention to treat for new patients: Curative: 30.6% in males and 25.0% in females.
- Composite stage: Stage 3 : 55%

**Table 32: Number and Relative Proportion of Stomach cancer by Five year age group**

stomach					
Age	Male	%	Female	%	Total
20-24	1	0.6%	2	3.6%	3
25-29	1	0.6%	0	0.0%	1
30-34	3	1.7%	1	1.8%	4
35-39	3	1.7%	4	7.3%	7
40-44	2	1.1%	2	3.6%	4
45-49	8	4.6%	1	1.8%	9

50-54	16	9.2%	3	5.5%	19
55-59	19	10.9%	6	10.9%	25
60-64	28	16.1%	8	14.5%	36
65-69	27	15.5%	9	16.4%	36
70-74	27	15.5%	6	10.9%	33
>=75	39	22.4%	13	23.6%	52
Total	174	100%	55	100%	229

**Table 33: Number and Relative Proportion of Stomach cancer by Broad treatment group**

<b>stomach</b>					
Broad treatment group	Male	%	Female	%	Total
Incomplete Treatment	4	2.3%	2	3.6%	6
No Treatment	64	36.8%	24	43.6%	88
Prior & Treatment at RI	20	11.5%	0	0.0%	20
Prior Treatment only	21	12.1%	7	12.7%	28
Treatment advised but not accepted	24	13.8%	6	10.9%	30
Treatment only at RI	41	23.6%	16	29.1%	57
<b>Total</b>	<b>174</b>	<b>100.0%</b>	<b>55</b>	<b>100.0%</b>	<b>229</b>

**Table 34: Number and Relative Proportion of Stomach cancer by Clinical extent of disease (Treatment only at RI)**

<b>stomach</b>					
Clinical Extent Before Treatment	Male	%	Female	%	Total
Direct Extension	2	4.9%	0	0.0%	2
Direct Extension with Regional Nodes	11	26.8%	5	31.3%	16
Distant Metastasis	9	22.0%	4	25.0%	13
Localised	16	39.0%	6	37.5%	22
Too Advanced	3	7.3%	1	6.3%	4
<b>Total</b>	<b>41</b>	<b>100%</b>	<b>16</b>	<b>100%</b>	<b>57</b>

**Table 35: Number and Relative Proportion of Stomach cancer by Composite stage**

<b>stomach</b>					
<b>Composite stage</b>	<b>Male</b>	<b>%</b>	<b>Female</b>	<b>%</b>	<b>Total</b>
stage1	7	4.0%	3	5.5%	10
stage2	18	10.3%	4	7.3%	22
stage3	30	17.2%	7	12.7%	37
stage4	77	44.3%	27	49.1%	104
unknown	42	24.1%	14	25.5%	56
<b>Total</b>	<b>174</b>	<b>100%</b>	<b>55</b>	<b>100%</b>	<b>229</b>

**Table 36: Number and Relative Proportion of Stomach cancer by intention to treat for new patients**

<b>stomach</b>					
<b>Intention</b>	<b>Male</b>	<b>%</b>	<b>Female</b>	<b>%</b>	<b>Total</b>
Curative / Radical	14	34.1%	9	56.3%	23
Palliative	27	65.9%	7	43.8%	34
<b>Total</b>	<b>41</b>	<b>100%</b>	<b>16</b>	<b>100%</b>	<b>57</b>

**Table 37: Number and Relative Proportion of Stomach cancer by Method of Diagnosis**

<b>stomach</b>					
<b>Method of diagnosis</b>	<b>Male</b>	<b>%</b>	<b>Female</b>	<b>%</b>	<b>Total</b>
Cytology of Metastasis	1	0.6%	0	0.0%	1
Cytology of Primary	2	1.1%	0	0.0%	2
Endoscopy	2	1.1%	0	0.0%	2
Histology of Metastasis	1	0.6%	0	0.0%	1
Histology of Primary	148	85.1%	50	90.9%	198
Ultrasonogram	2	1.1%	1	1.8%	3
X-Ray	1	0.6%	0	0.0%	1
Others	17	9.8%	4	7.3%	21
<b>Total</b>	<b>174</b>	<b>100%</b>	<b>55</b>	<b>100%</b>	<b>229</b>

**Table 38 : Number and Relative Proportion of Stomach cancer by Diagnostic status**

<b>stomach</b>					
<b>Diagnosis status</b>	<b>Male</b>	<b>%</b>	<b>Female</b>	<b>%</b>	<b>Total</b>
Microscopically Confirmed	150	86.2%	49	89.1%	199
No registered at RI	6	3.4%	0	0.0%	6
Suspected (Microscopically / Radiologically)	18	10.3%	6	10.9%	24
<b>Total</b>	<b>174</b>	<b>100%</b>	<b>55</b>	<b>100%</b>	<b>229</b>

**Table 39: Number and Relative Proportion of Stomach cancer by Morphology**

<b>stomach</b>					
<b>Morphology</b>	<b>Male</b>	<b>%</b>	<b>Female</b>	<b>%</b>	<b>Total</b>
Adenocarcinoma	110	63.2%	30	54.5%	140
Neoplasam Malignant	24	13.8%	5	9.1%	29
Signet RingCell Carcinoma	20	11.5%	7	12.7%	27
Carcinoma	7	4.0%	5	9.1%	12
Gastrointestinal Stromal Tumor	4	2.3%	0	0.0%	4
Carcinoma Diffuse Type	2	1.1%	2	3.6%	4
Tubular Adenocarcinoma	3	1.7%	1	1.8%	4
Neuroendocrine Carcinoma	1	0.6%	1	1.8%	2
Squamous Cell Carcinoma	1	0.6%	3	5.5%	4
Mucin Secreting Adeno Carcinoma	0	0.0%	1	1.8%	1
Adenocarcinoma with mixed subtypes	1	0.6%	0	0.0%	1
Mucinous Adeno Carcinoma	1	0.6%	0	0.0%	1
<b>Total</b>	<b>174</b>	<b>100%</b>	<b>55</b>	<b>100%</b>	<b>229</b>

## **VI Rectum**

- Total Number (ICD 10: C01-02 ) : 216
- 8<sup>th</sup> leading cancer among males and 6<sup>th</sup> leading cancer in females.
- Peak age group: 70-74 years in females and 60-64 years in males
- Histology : Adenocarcinoma: 80.2% in males and 87.4% in females

- Method of diagnosis: Microscopic: 88.4% in males and 97.3% in females
- Detailed Microscopic diagnosis: Histology of Primary: 87.6% in males and 93.7% in females
- Broad treatment group: Treatment only at RI : 40.5 % in males and 47.5% in females
- Clinical extent of disease before treatment: Direct extension with regional nodes: 30.6% in males and 48.9 % in females
- Intention to treat for new patients :Curative/Radical : 69.4% in males and 62.2% in females
- Composite Stage : Stage 3: 37.2% in males and 42.1% in females

**Table 40 : Number and Relative Proportion of Rectum cancer by Five year age group**

rectum					
Age	Male	%	Female	%	Total
25-29	0	0.0%	2	2.1%	2
30-34	3	2.5%	1	1.1%	4
35-39	3	2.5%	2	2.1%	5
40-44	5	4.1%	2	2.1%	7
45-49	9	7.4%	11	11.6%	20
50-54	7	5.8%	8	8.4%	15
55-59	15	12.4%	13	13.7%	28
60-64	25	20.7%	13	13.7%	38
65-69	22	18.2%	11	11.6%	33
70-74	14	11.6%	14	14.7%	28
>=75	18	14.9%	18	18.9%	36
Total	121	100%	95	100%	216

**Table 41: Number and Relative Proportion of Rectum cancer by Broad treatment group**

rectum					
Broad treatment group	Male	%	Female	%	Total
Incomplete Treatment	5	4.1%	6	6.3%	11
No Treatment	21	17.4%	13	13.7%	34
Prior & Treatment at RI	13	10.7%	8	8.4%	21



Prior Treatment only	16	13.2%	13	13.7%	29
Treatment advised but not accepted	17	14.0%	10	10.5%	27
Treatment only at RI	49	40.5%	45	47.4%	94
<b>Total</b>	<b>121</b>	<b>100.0%</b>	<b>95</b>	<b>100.0%</b>	<b>216</b>

**Table 42: Number and Relative Proportion of Rectum cancer by Clinical extent of disease before (Treatment only at RI)**

<b>rectum</b>					
Clinical Extent Before Treatment	Male	%	Female	%	Total
Direct Extension	3	6.1%	2	4.4%	5
Direct Extension with Regional Nodes	15	30.6%	22	48.9%	37
Distant Metastasis	11	22.4%	9	20.0%	20
Localised	19	38.8%	9	20.0%	28
Too Advanced	1	2.0%	3	6.7%	4
<b>Total</b>	<b>49</b>	<b>100%</b>	<b>45</b>	<b>100%</b>	<b>94</b>

**Table 43: Number and Relative Proportion of Rectum cancer by Composite stage**

<b>rectum</b>					
Composite stage	Male	%	Female	%	Total
stage1	4	3.3%	5	5.3%	9
stage2	13	10.7%	9	9.5%	22
stage3	45	37.2%	40	42.1%	85
stage4	45	37.2%	26	27.4%	71
unknown	14	11.6%	15	15.8%	29
<b>Total</b>	<b>121</b>	<b>100%</b>	<b>95</b>	<b>100%</b>	<b>216</b>

**Table 44: Number and Relative Proportion of Rectum cancer by intention to treat for new patients**

<b>rectum</b>					
Intention	Male	%	Female	%	Total
Curative / Radical	34	69.4%	28	62.2%	62
Palliative	15	30.6%	17	37.8%	32
<b>Total</b>	<b>49</b>	<b>100%</b>	<b>45</b>	<b>100%</b>	<b>94</b>

**Table 45: Number and Relative Proportion of Rectum cancer by Method of Diagnosis**

<b>rectum</b>					
Method of diagnosis	Male	%	Female	%	Total
Cytology of Primary	1	0.8%	0	0.0%	1
Endoscopy	1	0.8%	1	1.1%	2
Histology of Metastasis	1	0.8%	1	1.1%	2
Histology of Primary	106	87.6%	89	93.7%	195
Others	10	8.3%	4	4.2%	14
Surgery or Autopsy without Histology	1	0.8%	0	0.0%	1
Ultrasonogram	1	0.8%	0	0.0%	1
<b>Total</b>	<b>121</b>	<b>100%</b>	<b>95</b>	<b>100%</b>	<b>216</b>

**Table 46: Number and Relative Proportion of Rectum cancer by Diagnostic status**

<b>rectum</b>					
<b>Diagnosis status</b>	<b>Male</b>	<b>%</b>	<b>Female</b>	<b>%</b>	<b>Total</b>
Microscopically Confirmed	107	88.4%	89	93.7%	196
No registered at RI	3	2.5%	3	3.2%	6
Suspected (Clinically/To rule out Malignancy)	1	0.8%	0	0.0%	1
Suspected (Microscopically / Radiologically)	10	8.3%	3	3.2%	13
<b>Total</b>	<b>121</b>	<b>100%</b>	<b>95</b>	<b>100%</b>	<b>216</b>

**Table 47: Number and Relative Proportion of Rectum cancer by Morphology**

<b>rectum</b>					
Morphology	Male	%	Female	%	Total
Adenocarcinoma	97	80.2%	83	87.4%	180
Neoplasam Malignant	14	11.6%	6	6.3%	20
Mucinous AdenoCarcinoma	3	2.5%	2	2.1%	5
Neuroendocrine Carcinoma	1	0.8%	2	2.1%	3
Signet RingCell Carcinoma	2	1.7%	0	0.0%	2
Carcinoma	2	1.7%	0	0.0%	2
Squamous Cell Carcinoma	0	0.0%	1	1.1%	1

Small Cell Carcinoma	1	0.8%	0	0.0%	1
Gastrointestinal Stromal Tumor	0	0.0%	1	1.1%	1
Mucin Secreting AdenoCarcinoma	1	0.8%	0	0.0%	1
Total	121	100%	95	100%	216

## VII Tongue

- Total Number (ICD 10: C01-02 ) : 192
- 5<sup>th</sup> leading cancer among males
- Peak age group: 65-69 years in males and 50-54 years in females
- Histology : Squamous cell Carcinoma: 93.6 % in males and 92.3 % in females
- Method of diagnosis: Microscopic: 97.1% in males and 96.2% in females
- Detailed Microscopic diagnosis: Histology of Primary:97.9% in males and 96.2 % in females
- Broad treatment group: Treatment only at RI : 55% in males and 36.5% in females
- Clinical extent of disease before treatment :Direct extension with regional nodes: 56.6% in males and 47.4% in females
- Intention to treat for new patients :Curative/Radical : 67.1% in males and 57.9 % in females
- Composite Stage: Stage 4: 33.6% in males and stage 3: 48.1% in females

**Table 48: Number and Relative Proportion of Tongue cancer by Five year age group**

tongue					
Age	Male	%	Female	%	Total
15-19	0	0.0%	1	1.9%	1
30-34	2	1.4%	0	0.0%	2
35-39	8	5.7%	1	1.9%	9
40-44	12	8.6%	3	5.8%	15
45-49	21	15.0%	2	3.8%	23
50-54	16	11.4%	9	17.3%	25
55-59	13	9.3%	6	11.5%	19
60-64	16	11.4%	7	13.5%	23
65-69	22	15.7%	4	7.7%	26
70-74	13	9.3%	3	5.8%	16
>=75	17	12.1%	16	30.8%	33
Total	140	100%	52	100%	192

**Table 49: Number and Relative Proportion of Tongue cancer by Broad Treatment Group**

<b>tongue</b>					
Broad treatment group	Male	%	Female	%	Total
Incomplete Treatment	6	4.3%	2	3.8%	8
No Treatment	11	7.9%	6	11.5%	17
Prior & Treatment at RI	14	9.3%	6	11.5%	20
Prior Treatment only	15	10.7%	7	13.5%	22
Treatment advised but not accepted	18	12.9%	12	23.1%	30
Treatment only at RI	76	55.0%	19	36.5%	95
<b>Total</b>	<b>140</b>	<b>100.0%</b>	<b>52</b>	<b>100.0%</b>	<b>192</b>

**Table 50: Number and Relative Proportion of Tongue cancer by Clinical extent of disease (treatment only at RI)**

<b>tongue</b>					
Clinical Extent Before Treatment	Male	%	Female	%	Total
Direct Extension	8	10.5%	4	21.1%	12
Direct Extension with Regional Nodes	43	56.6%	9	47.4%	52
Distant Metastasis	5	6.6%	0	0.0%	5
Localised	20	26.3%	5	26.3%	25
Recurrent	0	0.0%	1	5.3%	1
<b>Total</b>	<b>76</b>	<b>100%</b>	<b>19</b>	<b>100%</b>	<b>95</b>

**Table 51: Number and Relative Proportion of Tongue cancer by Composite Stage**

<b>tongue</b>					
Composite stage	Male	%	Female	%	Total
stage1	22	15.7%	5	9.6%	27
stage2	29	20.7%	8	15.4%	37
stage3	41	29.3%	25	48.1%	66
stage4	47	33.6%	13	25.0%	60
unknown	1	0.7%	1	1.9%	2
<b>Total</b>	<b>140</b>	<b>100%</b>	<b>52</b>	<b>100%</b>	<b>192</b>

**Table 52: Number and Relative Proportion of Tongue cancer by Intention to treat for new patients**

<b>tongue</b>					
Intention	Male	%	Female	%	Total
Curative / Radical	51	67.1%	11	57.9%	62
Palliative	25	32.9%	8	42.1%	33
<b>Total</b>	<b>76</b>	<b>100%</b>	<b>19</b>	<b>100%</b>	<b>95</b>

**Table 53: Number and Relative Proportion of Tongue cancer by Method of Diagnosis**

<b>tongue</b>					
Method of diagnosis	Male	%	Female	%	Total
Cytology of Metastasis	0	0.0%	1	1.9%	1
Cytology of Primary	2	1.4%	1	1.9%	3
Histology of Primary	137	97.9%	50	96.2%	187
Others	1	0.7%	0	0.0%	1
<b>Total</b>	<b>140</b>	<b>100%</b>	<b>52</b>	<b>100%</b>	<b>192</b>

**Table 54: Number and Relative Proportion of Tongue cancer by Diagnostic Status**

<b>tongue</b>					
<b>Diagnosis status</b>	<b>Male</b>	<b>%</b>	<b>Female</b>	<b>%</b>	<b>Total</b>
Microscopically Confirmed	136	97.1%	50	96.2%	186
No registered at RI	3	2.1%	2	3.8%	5
Suspected (Microscopically / Radiologically)	1	0.7%	0	0.0%	1
<b>Total</b>	<b>140</b>	<b>100%</b>	<b>52</b>	<b>100%</b>	<b>192</b>

**Table 55: Number and Relative Proportion of Tongue cancer by Morphology**

<b>tongue</b>					
Morphology	Male	%	Female	%	Total
Squamous Cell Carcinoma	131	93.6%	48	92.3%	179
Carcinoma	2	1.4%	1	1.9%	3
Verrcous Carcinoma	1	0.7%	1	1.9%	2
SCC spindle cell ca	2	1.4%	0	0.0%	2
Squamous Cell Carcinoma Non Keratinising	2	1.4%	0	0.0%	2
Neoplasam Malignant	1	0.7%	1	1.9%	2
Microinvasive Squamous Cell Carcinoma	0	0.0%	1	1.9%	1
Basaloid SCC	1	0.7%	0	0.0%	1
Total	140	100%	52	100%	192

## VIII Colon

- Total Number (ICD 10: C18 ) : 181
- 10<sup>th</sup> leading cancer in males and females
- Peak age group: 47-49 years in males and 65-69 years in females
- Histology : Adeno carcinoma: 75.5% in males and 76% in females
- Method of diagnosis: Microscopic: 85.8% in males and 84% in females
- Detailed Microscopic diagnosis: Histology of Primary: 84% in males and 85.3% in females
- Broad treatment group: Treatment only at RI : 15.1% in males and 20% in females
- Clinical extent of disease before treatment: Localised : 50% in males and 53.3% in females
- Intention to treat for new patients :Curative/Radical : 68.8% in males and 86.7% in females
- Composite stage: stage 4: 30.2% in males and 25.3% in females

**Table 56 : Number and Relative Proportion of Colon cancer by Five year age group**

<b>colon</b>					
Age	Male	%	Female	%	Total
15-19	0	0.0%	1	1.3%	1
20-24	1	0.9%	1	1.3%	2
25-29	2	1.9%	1	1.3%	3
30-34	1	0.9%	0	0.0%	1
35-39	3	2.8%	2	2.7%	5
40-44	5	4.7%	7	9.3%	12
45-49	18	17.0%	5	6.7%	23
50-54	7	6.6%	10	13.3%	17
55-59	15	14.2%	6	8.0%	21
60-64	14	13.2%	11	14.7%	25
65-69	17	16.0%	17	22.7%	34
70-74	9	8.5%	7	9.3%	16
>=75	14	13.2%	7	9.3%	21
Total	106	100%	75	100%	181

**Table 57: Number and Relative Proportion of Colon cancer by Broad treatment group**

<b>colon</b>					
Broad treatment group	Male	%	Female	%	Total
Incomplete Treatment	0	0.0%	1	1.3%	1
No Treatment	26	24.5%	18	24.0%	44
Prior & Treatment at RI	19	17.9%	17	22.7%	36
Prior Treatment only	27	25.5%	19	25.3%	46
Treatment advised but not accepted	18	17.0%	5	6.7%	23
Treatment only at RI	16	15.1%	15	20.0%	31
Total	106	100.0%	75	100.0%	181

**Table 58: Number and Relative Proportion of Colon cancer by Clinical extent disease (Treatment only at RI)**

<b>colon</b>					
Clinical Extent Before Treatment	Male	%	Female	%	Total
Direct Extension	1	6.3%	0	0.0%	1
Direct Extension with Regional Nodes	3	18.8%	5	33.3%	8
Distant Metastasis	2	12.5%	2	13.3%	4
Localised	8	50.0%	8	53.3%	16
Too Advanced	2	12.5%	0	0.0%	2
<b>Total</b>	<b>16</b>	<b>100%</b>	<b>15</b>	<b>100%</b>	<b>31</b>

**Table 59: Number and Relative Proportion of Colon cancer by intention to treat for new patients**

<b>colon</b>					
Intention	Male	%	Female	%	Total
Curative / Radical	11	68.8%	13	86.7%	24
Palliative	5	31.3%	2	13.3%	7
<b>Total</b>	<b>16</b>	<b>100%</b>	<b>15</b>	<b>100%</b>	<b>31</b>

**Table 60: Number and Relative Proportion of Colon cancer by composite stage**

<b>colon</b>					
Composite stage	Male	%	Female	%	Total
stage1	2	1.9%	5	6.7%	7
stage2	19	17.9%	11	14.7%	30
stage3	25	23.6%	20	26.7%	45
stage4	32	30.2%	19	25.3%	51
unknown	28	26.4%	20	26.7%	48
<b>Total</b>	<b>106</b>	<b>100%</b>	<b>75</b>	<b>100%</b>	<b>181</b>



**Table 61: Number and Relative Proportion of Colon cancer by Method of diagnosis**

<b>colon</b>					
Method of diagnosis	Male	%	Female	%	Total
Cytology of Metastasis	1	0.9%	1	1.3%	2
Cytology of Primary	2	1.9%	1	1.3%	3
Histology of Primary	89	84.0%	64	85.3%	153
Others	14	13.2%	8	10.7%	22
Surgery or Autopsy without Histology	0	0.0%	1	1.3%	1
<b>Total</b>	<b>106</b>	<b>100%</b>	<b>75</b>	<b>100%</b>	<b>181</b>

**Table 62: Number and Relative Proportion of Colon cancer by Diagnostic status**

<b>colon</b>					
<b>Diagnosis status</b>	<b>Male</b>	<b>%</b>	<b>Female</b>	<b>%</b>	<b>Total</b>
Microscopically Confirmed	91	85.8%	63	84.0%	154
No registered at RI	4	3.8%	3	4.0%	7
Suspected (Clinically/To rule out Malignancy)	0	0.0%	1	1.3%	1
Suspected (Microscopically / Radiologically)	11	10.4%	8	10.7%	19
<b>Total</b>	<b>106</b>	<b>100%</b>	<b>75</b>	<b>100%</b>	<b>181</b>

**Table 63: Number and Relative Proportion of Colon cancer by Morphology**

<b>colon</b>					
Morphology	Male	%	Female	%	Total
Adenocarcinoma	80	75.5%	57	76.0%	137
Neoplasam Malignant	15	14.2%	10	13.3%	25
Mucinous AdenoCarcinoma	8	7.5%	3	4.0%	11
Carcinoma	1	0.9%	1	1.3%	2
Neuroendocrine Carcinoma	0	0.0%	2	2.7%	2
Signet RingCell Carcinoma	1	0.9%	0	0.0%	1
Spindlecell carcinoma	0	0.0%	1	1.3%	1
Papillary AdenoCarcinoma	0	0.0%	1	1.3%	1
Peripharalneuroectodermal tumor	1	0.9%	0	0.0%	1
<b>Total</b>	<b>106</b>	<b>100%</b>	<b>75</b>	<b>100%</b>	<b>181</b>

## IX Ovary

- Total Number (ICD 10: C15 ) : 157
- 2<sup>nd</sup> leading cancer among females
- Peak age group: 50-54 years
- Histology : Serous Cyst adeno carcinoma : 28.7%
- Method of diagnosis: Microscopic: 79.6%
- Detailed Microscopic diagnosis: Histology of Primary: 66.9%
- Broad treatment group: Treatment only at RI : 34.4%
- Clinical extent of disease before treatment: Distant Metastasis: 64.8%
- Intention to treat for new patients :Curative : 77.8%
- Composite Stage: Stage 4 : 39.5%

**Table 64: Number and Relative Proportion of Ovary cancer by Five year age group**

ovary		
Age	Female	%
20-24	1	0.6%
25-29	2	1.3%
30-34	3	1.9%
35-39	10	6.4%
40-44	5	3.2%
45-49	23	14.6%
50-54	26	16.6%
55-59	24	15.3%
60-64	21	13.4%
65-69	21	13.4%
70-74	10	6.4%
>=75	11	7.0%
Total	157	100%

**Table 65: Number and Relative Proportion of Ovary cancer by Broad treatment group**

<b>ovary</b>		
Broad treatment group	Female	%
Incomplete Treatment	5	3.2%
No Treatment	31	19.7%
Prior & Treatment at RI	31	19.7%
Prior Treatment only	23	14.6%
Treatment advised but not accepted	13	8.3%
Treatment only at RI	54	34.4%
<b>Total</b>	<b>157</b>	<b>100.0%</b>

**Table 66: Number and Relative Proportion of Ovary cancer by Clinical extent of disease before treatment**

<b>ovary</b>		
Clinical Extent Before Treatment	Female	%
Direct Extension	4	7.4%
Direct Extension with Regional Nodes	5	9.3%
Distant Metastasis	35	64.8%
Localised	9	16.7%
Too Advanced	1	1.9%
<b>Total</b>	<b>54</b>	<b>100.0%</b>

**Table 67: Number and Relative Proportion of Ovary cancer by composite stage**

<b>ovary</b>		
<b>Composite stage</b>	<b>Female</b>	<b>%</b>
stage1	19	12.1%
stage2	6	3.8%
stage3	50	31.8%
stage4	62	39.5%
unknown	20	12.7%
<b>Total</b>	<b>157</b>	<b>100%</b>

**Table 68: Number and Relative Proportion of Ovary cancer by intention to treat for new patients**

<b>ovary</b>		
Intention	Female	%
Curative / Radical	42	77.8%
Palliative	12	22.2%
<b>Total</b>	<b>54</b>	<b>100%</b>

**Table 69: Number and Relative Proportion of Ovary cancer by Method of diagnosis**

<b>ovary</b>		
Method of diagnosis	Female	%
Cytology of Metastasis	8	5.1%
Cytology of Primary	4	2.5%
Histology of Metastasis	6	3.8%
Histology of Primary	105	66.9%
Others	33	21%
Specific Biochemical and/or immunological Tests	1	0.6%
<b>Total</b>	<b>157</b>	<b>100%</b>

**Table 70: Number and Relative Proportion of Ovary cancer by Diagnostic status**

<b>ovary</b>		
<b>Diagnosis status</b>	<b>Female</b>	<b>%</b>
Microscopically Confirmed	125	79.6%
No registered at RI	5	3.2%
Suspected (Clinically / To rule out Malignancy )	2	1.3%
Suspected (Microscopically / Radiologically)	25	15.9%
<b>Total</b>	<b>157</b>	<b>100%</b>

**Table 71: Number and Relative Proportion of Ovary cancer by Morphology**

<b>ovary</b>		
Morphology	Female	%
Serous CystadenoCarcinoma	45	28.7%
Neoplasam Malignant	43	27.4%
Adenocarcinoma	33	21.0%
Carcinoma	5	3.2%
Papillary AdenoCarcinoma	4	2.5%
Papillary Serous CystadennoCarcinoma	4	2.5%
Mucinous AdenoCarcinoma	4	2.5%
Entometroid Carcinoma	4	2.5%
Granulosa Cell Tumor	3	1.9%
Clear Cell Carcinoma	3	1.9%
Mucinous CystadenoCarcinoma	2	1.3%
Serous PaillaryCarcinoma	2	1.3%
others	5	3.2%
Total	157	100%

## **X Cervix**

- Total Number (ICD 10: C53 ) :154
- 3rd leading cancer among females
- Peak age group: 55-59 years
- Histology : Squamous cell carcinoma non keratinizing: 48.7%
- Method of diagnosis: Microscopic: 94.2%
- Detailed Microscopic diagnosis: Histology of Primary : 95.5%
- Broad treatment group: Treatment only at RI : 61.7%
- Clinical extent of disease before treatment: Localised: 50.5%
- Intention to treat for new patients : Curative/Radical :80 %
- Composite stage: Stage 2 : 38.3%

**Table 72: Number and Relative Proportion of Cervix cancer by Five year age group**

<b>cervix uteri</b>		
Age	Female	%
25-29	1	0.6%
30-34	1	0.6%
35-39	5	3.2%
40-44	6	3.9%
45-49	25	16.2%
50-54	19	12.3%
55-59	27	17.5%
60-64	26	16.9%
65-69	18	11.7%
70-74	11	7.1%
>=75	15	9.7%
Total	154	100%

**Table 73: Number and Relative Proportion of Cervix cancer by Broad Treatment Group**

<b>cervix uteri</b>		
Broad treatment group	Female	%
Incomplete Treatment	3	1.9%
No Treatment	6	3.9%
Prior & Treatment at RI	14	9.1%
Prior Treatment only	19	12.3%
Treatment advised but not accepted	17	11.0%
Treatment only at RI	95	61.7%
Total	154	100.0%

**Table 74: Number and Relative Proportion of Cervix cancer by Clinical extent of disease before treatment (Treatment only at RI)**

<b>cervix uteri</b>		
Clinical Extent Before Treatment	Female	%
Direct Extension	21	22.1%
Direct Extension with Regional Nodes	13	13.7%
Distant Metastasis	5	5.3%
Localised	48	50.5%
Too Advanced	8	8.4%
<b>Total</b>	<b>95</b>	<b>100.0%</b>

**Table 75: Number and Relative Proportion of Cervix cancer by Composite Stage**

<b>cervix uteri</b>		
<b>Composite stage</b>	<b>Female</b>	<b>%</b>
stage1	30	19.5%
stage2	59	38.3%
stage3	38	24.7%
stage4	19	12.3%
unknown	8	5.2%
<b>Total</b>	<b>154</b>	<b>100%</b>

**Table 76: Number and Relative Proportion of Cervix cancer by intention to treat for new patients**

<b>cervix uteri</b>		
Intention	Female	%
Curative / Radical	76	80.0%
Palliative	19	20.0%
<b>Total</b>	<b>95</b>	<b>100%</b>

**Table 77: Number and Relative Proportion of Cervix cancer by Method of Diagnosis**

<b>cervix uteri</b>		
Method of diagnosis	Female	%
Cytology of Primary	1	0.6%
Histology of Metastasis	1	0.6%
Histology of Primary	147	95.5%
Others	4	2.6%
Ultrasonogram	1	0.6%
<b>Total</b>	<b>154</b>	<b>100%</b>

**Table 78: Number and Relative Proportion of Cervix cancer by Diagnostic status**

<b>cervix uteri</b>		
<b>Diagnosis status</b>	<b>Female</b>	<b>%</b>
Microscopically Confirmed	145	94.2%
No registered at RI	5	3.2%
Suspected (Microscopically / Radiologically)	4	2.6%
<b>Total</b>	<b>154</b>	<b>100.0%</b>

**Table 79: Number and Relative Proportion of Cervix cancer by Morphology**

<b>cervix uteri</b>		
Morphology	Female	%
Squamous Cell Carcinoma Non Keratinising	75	48.7%
Squamous Cell Carcinoma	19	12.3%
Squamous Cell Carcinoma Keratinising	18	11.7%
Adenocarcinoma	15	9.7%
Carcinoma	8	5.2%
Neoplasam Malignant	6	3.9%
AdenoSquamous Cell Carcinoma	3	1.9%
Mucinous AdenoCarcinoma	2	1.3%
Entometroid Carcinoma	2	1.3%
others	6	3.9%



## **ABBREVIATION**

**ICD** – International Classification of Disease ICMR- Indian Council of Medical Research

**HBCR** – Hospital Based Cancer Registry

**NCRP** – National Cancer Registry Program

**NHL** – Non Hodgkin Lymphoma

**RI** – Reporting Institution

**S** – Surgery

**C** – Chemotherapy

**R** – Radiation

**TRC** – Tobacco Related Cancers

## **REFERENCES:**

1. Isabel dos Santos Silva (1999), Cancer Epidemiology, Principles and Methods IARC Publications, France.
2. Maclennan et al (1978) Cancer Registration and its Techniques IARC Scientific Publications No.21 France.
3. Young J.L (1991) Hospital Based Cancer Registry in Cancer Registration Principles and Methods IARC Publications France.
4. April Fritz, Constance Percy et al. International Classification of Disease for Oncology Third Edition, World Health Organization Geneva 2000.
5. John L. Young, Steven D. Roffers et al, seer summary staging manual 2000 codes and coding instruction



Published by  
**Malabar Cancer Centre**

(An autonomous centre under Government of Kerala)  
 Thalassery-670 103, Phone : (+91) 0490 2355881, Fax: 0490 2355880  
 Website: [www.mcc.kerala.gov.in](http://www.mcc.kerala.gov.in)