



HOSPITAL BASED CANCER REGISTRY
(FUNDED BY THE NATIONAL CANCER REGISTRY PROGRAMME,
INDIAN COUNCIL OF MEDICAL RESEARCH)



ANNUAL REPORT 2019



MALABAR CANCER CENTRE

THALASSERY, KANNUR DISTRICT, KERALA

(An autonomous centre under Government of Kerala)



MALABAR CANCER CENTRE
THALASSERY

HOSPITAL BASED CANCER REGISTRY REPORT 2019
Funded by NCDIR, ICMR



ACKNOWLEDGEMENT

The Hospital Based Cancer Registry of Malabar Cancer Centre expresses its sincere thanks and gratitude to the following Institutions/Departments/Individuals for supporting and promoting the activities of the Registry.

1. National Cancer Registry Programme, Indian Council of Medical Research, Bangalore
2. Medical Records Division, Malabar Cancer Centre, Thalassery
3. Department of Radiation Oncology, Malabar Cancer Centre
4. Department of Clinical Hematology & Medical Oncology, Malabar Cancer Centre
5. Department of Pathology, Malabar Cancer Centre
6. Department of Surgical Oncology, Malabar Cancer Centre
7. General Administration, Malabar Cancer Centre

FROM DIRECTOR'S DESK



We are delighted to present this 10th Annual Report of the hospital based cancer registry of Malabar Cancer Centre. We hope it could contribute valuable information to the researchers and society. It might encourage other cancer centers throughout the state to establish their own HBCRs which leads to the establishment of Kerala Cancer Registry. There were 5207 malignant cases during the year 2019 of which 2805(53.9%) males and 2402 (46.1%) females. Among the total malignant cases 4333(83.2%) were diagnosed in 2019 of which 2364(54.6%) were males and 1969(45.4%) were females. The proportion of tobacco related cancers (TRC) relative to all sites was 45.2% among males and 14.9% among females. The trend of main leading sites were same as in previous years in both males and females. Our last two years report shows the digestive systems as leading organ system affected . This may indicate the increase of digestive system cancer in this area. Vast majority of our patients are from Kannur and neighboring districts. The registries and all their team members deserve special appreciation for their sincere work which enabled the successful completion of this report. We express our sincere gratitude to the Director and team of NCDIR, Bangalore for the support and assistance in bringing out this report.

Dr. Satheesan Balasubramanian

DIRECTOR

I am glad to announce completion of 10 years HBCR report. Hospital-based cancer registry serve as the primary source of oncology statistics. The Cancer Registry is comprehensive of patient data facilities & assessment regarding facilities at the centre. As with all cancer registries, the role of the Cancer Registry at Malabar Cancer Center continues to grow and evolve. With advances in cancer-related research, technology and treatments, the Cancer Registry collects more detailed information than ever before. Information is collected and analyzed from many aspects, including from demographics, addictions and family histories, risk factors, diagnostic procedures, cancer site and histology, staging and treatment. Follow-up and survival data for sites like breast, cervix, head & neck cancers. The Cancer Registry provides information to the physicians and administrators. Cancer data is important to many people for a variety of different reasons. It tracks quality of care and treatment by monitoring compliance with national evidence-based guidelines. In 2019, top five leading at MCC in males were Lung (19.3%), Stomach (6.3%) Mouth (6.1%), NHL (6.1%) and prostate (5%). In females the top 5 leading sites were Breast (29.1%), cervix (7.7 %) ovary (6.5%), rectum (4.7%) and corpus uteri (4.7%). A change in the trend was noticed with Digestive system leading followed by Head & neck cancers was noticed.

I thank my entire team, in making it possible to complete our 10 years report.

Dr.Saina Sunilkumar

Principal investigator
Hospital Based Cancer Registries-Data
Management Software



TABLE OF CONTENTS

Sl. No	Contents	Page No
I	Introduction	
	Organisation	7
	Departments & Divisions	9
	Department of Cancer Registry	11
	Hospital Based Cancer Registry	11
	National Cancer Registry Programme	13
II	Summary	
	Patterns of Patient Registration	14
	Summary of Results	15
	Leading site of cancers	16
	Tobacco Related Cancers	17
III	Diagnostic, Clinical & Demographic Details	19
IV	Detailed Information- NCRP-ICMR	27
V	Detailed information-MCC	55
	New/Old cases	56
	Systemwise cancers	56
	Habits &Systemwise Cancer	57
VI	Ten Leading Cancers-irrespective of Sex	
	Breast	58
	Lung	62
	Mouth	66
	Stomach	70
	Rectum	74
	Tongue	77
	NHL	80
	Cervix	83
	Liver	87
	Ovary	90

INTRODUCTION

Malabar Cancer Centre, Thalassery (MCC) is an autonomous institution under Health and Family Welfare Department, Government of Kerala, started with an aim to establish a comprehensive cancer centre, providing the much-required oncology care to the population of Northern region of Kerala and neighbouring parts of Karnataka and Tamilnadu states and Union Territory of Pondicherry(Mahe). The centre, situated in a beautiful hill top in Kodyeri in Thalassery Municipality 5km away from town established in 2001. The main objective of the Centre is not only to provide comprehensive cancer care but also to develop as a Research and Training Centre of International standards. At present MCC has total bed strength of 200

with 170 in-patient beds. The institution is being developed as postgraduate institute of oncology sciences and research as per the resolution of 9th Governing body held at MCC. The control and management of the Centre are vested in the Governing Body consisting of 23 members with the Hon'ble Chief Minister of Kerala as the Chairman, Hon'ble Health Minister as Vice Chairman and Hon'ble Power Minister as Alternate Vice- Chairman. The routine activities and functions of the Centre are supervised by an Executive Committee, with the Secretary, Health & Family Welfare Department, being the Chairman of the Committee. The members in the Governing Body and Executive Committee are functioning by virtue of their official positions.

ORGANISATION

Governing Body (GB): The Governing Body of the Society consists of 23 members.

1	Chairman	Chief Minister of Kerala
2	Vice-Chairman	Minister for Health & FW, Kerala
3	Alternate Vice-Chairman	Minister for Electricity, Kerala
4	Member	Secretary, Department of Finance, Kerala
5	Member	Secretary, Department of Power, Kerala
6	Member	District Medical Officer, Kannur
7	Member	Secretary, Department of Health & FW, Kerala
8	Member	An eminent Medical Scientist
9	Member	Secretary, Department of Science, Technology & Environment
10	Member	One nominee of the Ministry of Health, Government of India
11	Member	Principal, Medical College, Kozhikode
12	Member	Secretary- Planning & Economic Affairs Department, Kerala
13	Member	Director- Rajiv Gandhi Centre for Bio technology, Trivandrum
14	Member	Director of Medical Education, Directorate of Medical Education, Trivandrum

15	Member & Secretary to GB	Director, Malabar Cancer Centre, Thalassery
16	Member	M.L.A. of the Thalassery constituency
17	Member	President, District Panchayat, Kannur District
18	Member	Chairman, Thalassery Municipality, Thalassery
19	Member	A public man from North Malabar region (to be nominated by Government of Kerala)
20	Member	One Head of the department nominated from Malabar Cancer centre, Thalassery by the Government.
21	Member	One nominee of the Charitable Society established for rehabilitation and financial assistance for poor cancer patients
22	Member	Principal/Chief Executive Officer of Medical College, Pariyaram
23	Member	Director, Regional Cancer Centre, Trivandrum

EXECUTIVE COMMITTEE

Executive Committee (EC): The Executive Committee shall be composed of;

1	Secretary, Health & Family Welfare Department	Chairman
2	Secretary, Finance Department	Member
3	Secretary, Planning and Economic Affairs Department	Member
4	Secretary, Power Department	Member
5	MLA of the Constituency in which MCC is situated	Member
6	Director of Medical Education	Member
7	Chairman, Thalassery Municipality	Member
8	Director, Regional Cancer Centre, Trivandrum	Member
9	Director, Cochin Cancer Centre and Research Centre, Kochi	Member
10	Director, Malabar Cancer Centre	Member/ Convenor

DEPARTMENTS & DIVISION

Sl No	Name of the Department	Divisions under the Department
1.	Department of Radiation Oncology	<ul style="list-style-type: none"> ✓ Radiation Oncology Division ✓ Radiation Physics Division
2.	Department of Imageology	<ul style="list-style-type: none"> ✓ For administrative purpose, this Department presently will be under Department of Radiation Oncology
3.	Department of Clinical Hematology and Medical Oncology	<ul style="list-style-type: none"> ✓ Clinical Hematology Division ✓ Medical Oncology Division ✓ Division of Medicine ✓ Division of Pediatrics/Pediatric Oncology
4.	Department of Respiratory Medicine and Critical Care	<ul style="list-style-type: none"> ✓ For administrative purpose, this Department presently will be under Department of Clinical Hematology and Medical Oncology
5.	Department of Surgical Oncology	<ul style="list-style-type: none"> ✓ Surgical Oncology Division ✓ Division of Rehabilitation Physiotherapy, Speech and Swallowing therapy ✓ Division of Gynecology/Gynecologic Oncology ✓ Clinical Nutrition and Dietetics
6.	Department of Clinical Laboratory Services and Translational Research	<ul style="list-style-type: none"> ✓ Oncopathology Division ✓ Molecular Oncology Division ✓ Biochemistry Division ✓ Microbiology Division ✓ Blood Bank and Transfusion Medicine Division ✓ Genetics Division(including Cytogenetics)
7.	Department of Cancer Registry and Epidemiology	<ul style="list-style-type: none"> ✓ Cancer Registry and Epidemiology Division ✓ Medical Records Division ✓ Health Information Technology Division(Presently under Director) ✓ Clinical Research and Biostatistics Division (Presently under Director)
8.	Department of Community Oncology	<ul style="list-style-type: none"> ✓ Community Oncology Division ✓ Tobacco Cessation Division
9.	Department of Onco Anesthesiology	<ul style="list-style-type: none"> ✓ Onco Anesthesiology Division
10.	Department of Cancer Palliative Medicine	<ul style="list-style-type: none"> ✓ Psycho-Oncology and Clinical Psychology Division ✓ Home Care Services Division.
11.	Department of Dentistry and Rehabilitation	<ul style="list-style-type: none"> ✓ Dentistry and Rehabilitation

12.	Department of Engineering and Maintenance	✓ Engineering & Maintenance
13.	Department of General Administration	<ul style="list-style-type: none"> ✓ General Administration Division ✓ Hospital Administration ✓ Academic Division & Library and Information Science ✓ Public Relations and Clinical Services Division ✓ Accounts Division ✓ Purchase/Store Division & Pharmacy ✓ Human Resources and Establishment Division ✓ Security Division
14.	Department of Oncology Nursing	✓ Nursing Services Division

DEPARTMENT OF CANCER REGISTRY AND EPIDEMIOLOGY

Department of Cancer Registry and Epidemiology was established in the year 2010 and started Hospital Based Cancer Registry partially supported by National Cancer Registry Programme (ICMR), Bangalore. This is the Tenth Annual report of Hospital Based Cancer Registry of 2019 that is published. Funded project of NCRP/ICMR, Patterns of Care & Survival Studies in Breast, Cervix & Head & Neck cancers started in 2014. Also launched Malabar Population Based Cancer Registry partially supported by NCDIR, Bangalore in 2014 for three districts of Kannur, Kasaragod & Mahe. The department also published two PBCR reports for years 2015 and 2016. The department expanded the PBCR area to five other neighboring districts of Wayanad, Kozhikode, Malappuram, Thrissur and Palakkad in 2018. National Centre for Disease Informatics and Research, Indian Council of Medical Research has developed the NCDIR electronic Mortality Software (e-Mor) with objective of capturing authentic death related information particularly that of cause of death. The department is also being part of this project from December 2018 onwards.

Cancer Registry Division	
Dr. Saina Sunilkumar	Lecturer, HOD in charge
Smt. Bindu T	Lecturer in Biostatistics
Sri. Ratheesan.K	Lecturer in Biostatistics
Sri. Prachith K S	Coding Clerk
Sheena E	Data Entry Operator
Nisha	Data Entry Operator
HBCR Project Staff:	
Sri. Nijin. P	Social Worker
Smt. Subina K	Data Entry Operator
EMOR PROJECT Staff:	
Sri. Michael Babu N B	Project Technical Officer
Smt. Sreya Das R	Data Entry Operator

Cancer Registration [HBCR & PBCR]

Cancer Registration is the process of systematically and continuously collecting information on malignant neoplasm reported. Broadly there are two types of cancer registries – Hospital Based (HBCR) and Population Based (PBCR). Cancer patterns vary not only throughout the world but also between different population Groups within the same country. Epidemiologic studies based on these help in knowing what are happening and what can be done about it. Cancer registries provide the needed information to undertake such investigations.

HOSPITAL BASED CANCER REGISTRY

Hospital based cancer registries collect information of cancers reported in a given hospital, regardless of where that person with cancer resides. Hospital based registries help in assessing cancer patient care in a given hospital and aid in hospital administration including the individual hospital's cancer control programmes. Hospital registries help in planning and monitoring survival studies and clinical trials. Hospital registries contribute cases to the population based cancer registry in the area.

The cancer registry is an essential part of any National Programme of cancer control. Its data can be used in a wide variety of areas of cancer control ranging from etiological research, through primary and secondary prevention to health-care planning and patient care, so benefiting both the individual and society. The main objective of the cancer registry is to collect and classify information on all cancer cases in order to produce statistics on the occurrence of cancer in a defined population and to provide a framework for assessing and controlling the impact of cancer on the community. The collection of information on cancer cases and the production of cancer statistics are only justified, however, if use is made of the data collected. Cancer registry information may be used in a multitude of areas, and the value of the data increases if comparability over time is maintained. Cancer epidemiologists use their knowledge of the distribution of cancer in human populations to search for determinants of the disease.

The primary purpose of Hospital Based Cancer Registries is to contribute to patient care by providing readily accessible information on the patients with cancer, the treatment received and its results. The data is also used for clinical research and for epidemiological purposes. Hospital based cancer registries are concerned with recording of information on the cancer patients seen in a particular hospital (Isabel dos Santos Silva et al, 1999). Within the hospital, a registry is often considered to be an integral part of the hospital's cancer Programme or health care delivery system.

FUNCTIONING OF HBCR

The data abstraction and entry are done using the hospital files. The demographic data are collected and entered into the computer at the time of new patient registration at MCC and transfer to the core- pro forma of the National Cancer Registry Programme (NCRP) of Indian Council of Medical Research (ICMR). The data transfer of the ICMR Core pro forma- first part (demographic details) and second part (diagnostic treatment and follow up details) is entered using the ICMR software after retrieving case sheets from the MCC Medical Records division. All variables in the core pro forma except age and various dates are directly selected. The selection box contains all the codes along with their descriptions for each variable. Hence, this helps to avoid mistakes beyond the range of values for each variable. The selection box corresponding to the variable topography and morphology contains the third edition of international classification of diseases for oncology (ICD-O-3) and the international classification of diseases (ICD-10).

DATA PROCESSING ANALYSIS

After abstraction, coding and data entry the data were sent to the coordinating unit of the NCRP of ICMR, Bangalore in an electronic format and the data was subjected to various range, consistency, unlikely combinations, and duplicate checks. Necessary corrections are done based on the error list of the cases sent by the coordinating unit and this report is generated.

ACTIVITIES

Ongoing Projects:

1. Hospital Based Cancer Registry (HBCR)
2. Population Based Cancer Registry (PBCR)
3. Patterns of Care & Survival Studies
4. Lifestyle and Cancer

NATIONAL CANCER REGISTRY PROGRAMME

(INDIAN COUNCIL OF MEDICAL RESEARCH)

The Indian Council of Medical Research initiated a network of cancer registries across the country under the National Cancer Registry Programme (NCRP) in December 1981. This move followed the recognition that there was an urgent need for strengthening the existing cancer registries and organization of new cancer registries in different regions of the country.

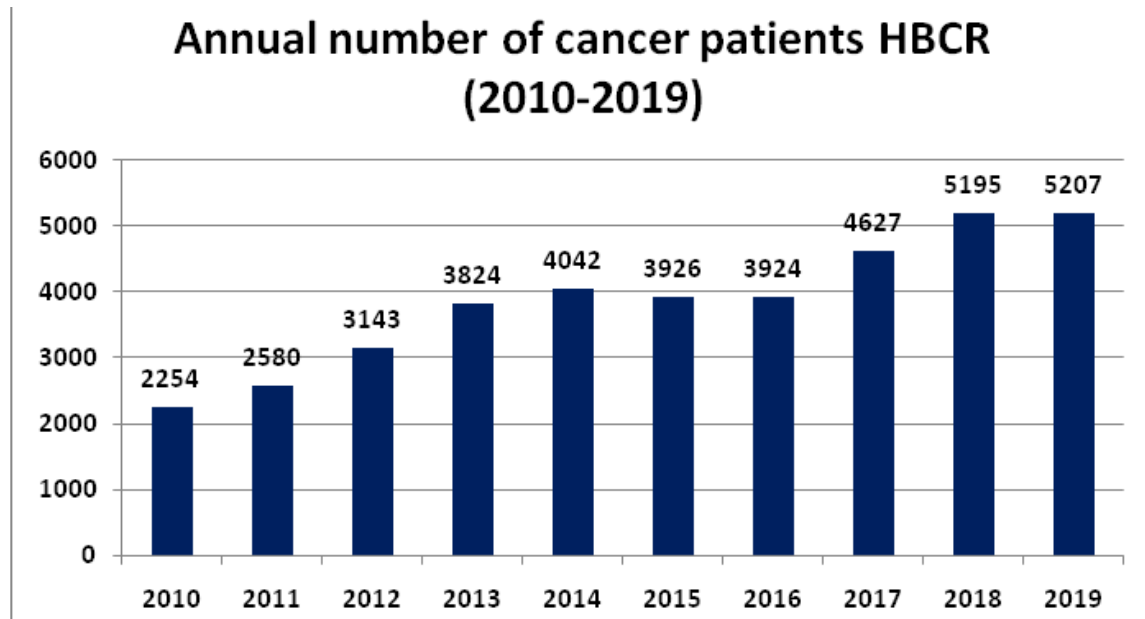
The Programme was commenced with the following objectives:

1. To generate reliable data on the magnitude and patterns of cancer – this would be based on morbidity and mortality rates including incidence rates according to gender, age and residence of the patient, anatomical site of cancer and proportion of histological type or microscopic confirmation for each site; pattern of different types of cancer according to relative proportions or ratios in various population sub-groups such as religion, language spoken, educational status; clinical stage of disease when patients come to hospital for treatment and where possible the nature of treatment received and outcome;
2. To undertake epidemiologic studies in the form of case control or cohort studies based on observations of registry data;
3. Provide research base for developing appropriate strategies to aid in National Cancer Control Programme; this would be in the form of planning, monitoring and evaluation of activities under this Programme;
4. Develop human resource in cancer registration and Epidemiology.

Patterns of Patient Registration

patients registered	6698
Malignant	5207
Non malignant	1588

Figure 1: Annual Number of Cancer patients, HBCR (2010-2019)



State/District wise distribution of cancer Patients registered in 2019

District	Patients	%
Kannur	2654	50.97%
Kasaragod	853	16.38%
Kozhikode	816	15.67%
Malappuram	354	6.80%
Wayanad	271	5.20%
Palakkad	93	1.79%
Thrissur	30	0.58%
Ernakulam	10	0.19%
Kottayam	9	0.17%
Idukki	6	0.12%
Kollam	5	0.10%
Thiruvananthapuram	4	0.08%
Pathanamthitta	2	0.04%
Alappuzha	2	0.04%

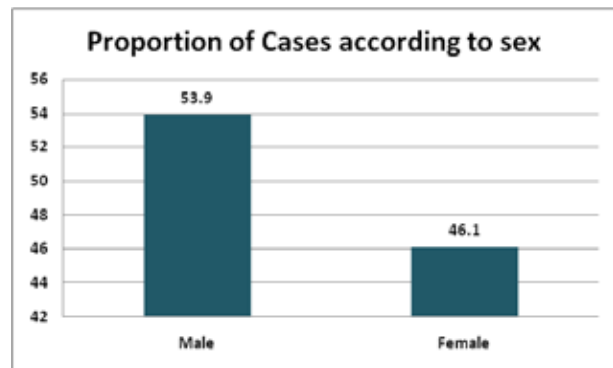
Other states	Patients	%
Mahe (Puducherry)	38	0.73%
Karnataka	22	0.42%
Tamilnadu	26	0.50%
Others states	12	0.23%
Total	5207	

SUMMARY OF RESULTS

- A total of 6698 patients were registered at MCC during 2019 and among them 5207(77.7%) were malignant cases.
- Among 5207 malignant cases 2805(53.9%) were males and 2402 (46.1%) were females.
- Among males lung cancer (19.3%) is the leading site of cancer followed by stomach cancer (6.3%)
- Among females breast cancer (29.1%) is the leading cancer followed by cervix cancer (7.7%)
- Proportion of tobacco related cancers (TRC) relative to all sites was 45.2% among males and 14.9% among females.
- TRC with respect to all sites lung cancer predominates in males (19.3%) and mouth in females (4.1%).
- Children (0-14 years) constituted 1.6% of all cancers and leukemia (45.8% in boys & 54.5% in girls) was the predominant cancer in both genders.
- The system wise leading cancer was digestive organ followed by head and neck cancer

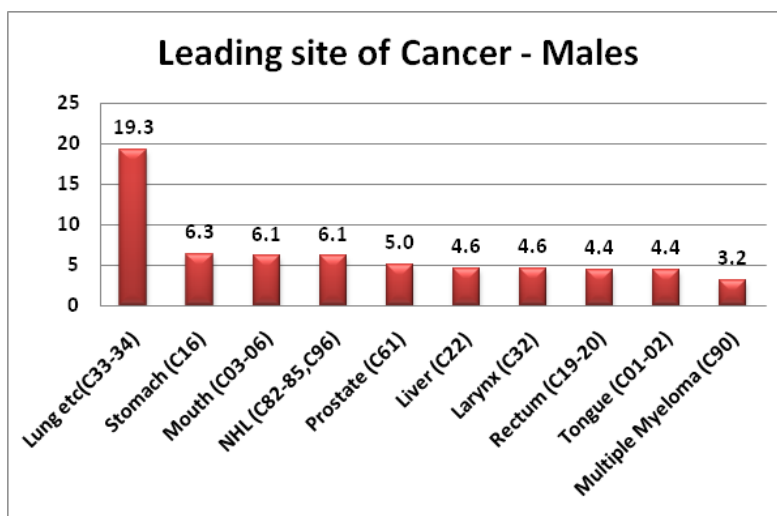
Number (#) and proportion(%) according to sex and sex ratio percent

Male		Female		Sex Ratio	Total
#	%	#	%		
2805	53.9	2402	46.1	117	5207



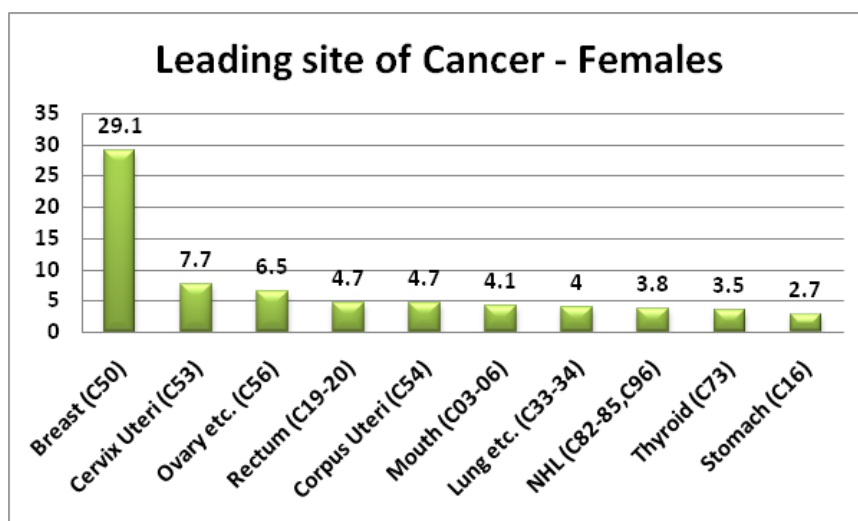
Rank, Number (#) and Relative Proportion(%) of Leading cancer among males

Rank	Sites(ICD 10)	#	%
1	Lung etc(C33-34)	542	19.3
2	Stomach (C16)	177	6.3
3	Mouth (C03-06)	171	6.1
4	NHL (C82-85,C96)	171	6.1
5	Prostate (C61)	141	5.0
6	Liver (C22)	130	4.6
7	Larynx (C32)	129	4.6
8	Rectum (C19-20)	124	4.4
9	Tongue (C01-02)	123	4.4
10	Multiple Myeloma (C90)	90	3.2
	All Sites	2805	100



Rank, Number (#) and Relative Proportion (%) of leading cancer among Females

Rank	Sites (ICD 10)	#	%
1	Breast (C50)	698	29.1
2	Cervix Uteri (C53)	184	7.7
3	Ovary etc. (C56)	157	6.5
4	Rectum (C19-20)	114	4.7
5	Corpus Uteri (C54)	112	4.7
6	Mouth (C03-06)	98	4.1
7	Lung etc. (C33-34)	96	4
8	NHL (C82-85, C96)	92	3.8
9	Thyroid (C73)	83	3.5
10	Stomach (C16)	66	2.7
	All Sites	2402	100



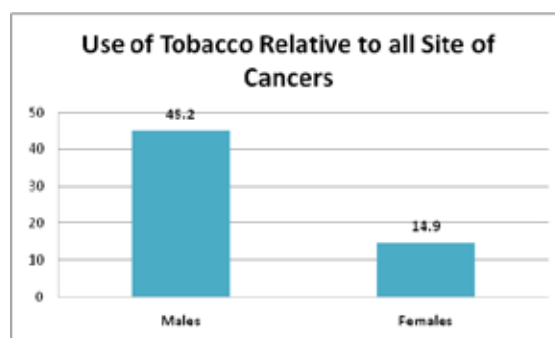
Number and Proportions of Cancer by Broad age group

Broad Age group	Males		Females	
	#	%	#	%
00-14	48	1.7	33	1.4
15-34	116	4.1	110	4.6
35-64	1423	50.7	1551	64.6
65+	1218	43.4	708	29.5
Total	2805	100	2402	100

Tobacco Related Cancers

Number and proportion of cancers associated with use of tobacco relative to all sites of cancer

Males			Females		
All sites	#	%	All sites	#	%
2805	1269	45.2	2402	358	14.9



Number(#) and Proportion(%) of Tobacco Related Cancers(TRC) relative to all sites of cancer

Sites of Cancer	Males		Females	
	#	%	#	%
Lip (C00)	2	0.1	11	0.5
Tongue (C01-02)	123	4.4	64	2.7
Mouth (C03-06)	171	6.1	98	4.1
Oropharynx (C10)	81	2.9	5	0.2
Hypopharynx (C12-13)	56	2	20	0.8
Pharynx (C14)	1	-	-	-
Oesophagus (C15)	84	3	48	2
Larynx (C32)	129	4.6	3	0.1
Lung (C33-34)	542	19.3	96	4.0
Urinary Bladder (C67)	80	2.9	13	0.5
TRC	1269	45.2	358	14.9
All Sites	2805	100	2402	100

Number(#) and Proportion(%) of Specific sites of cancers among Tobacco Related Cancers (TRC)

Sites of Cancer	Males		Females	
	#	%	#	%
Lip (C00)	2	0.2	11	3.1
Tongue (C01-02)	123	9.7	64	17.9
Mouth (C03-06)	171	13.5	98	27.4
Oropharynx (C10)	81	6.4	5	1.4
Hypopharynx (C12-13)	56	4.4	20	5.6
Pharynx (C14)	1	0.1	-	-
Oesophagus (C15)	84	6.6	48	13.4
Larynx (C32)	129	10.2	3	0.8
Lung (C33-34)	542	42.7	96	26.8
Urinary Bladder (C67)	80	6.3	13	3.6
TRC	1269	100	358	100

Number(#) and Relative Proportion(%) of Tobacco Related Cancers by Five year age groups

Sites of Cancer	Males		Females	
	#	%	#	%
00-14	1	0.1	-	-
15-19	-	-	-	-
20-24	-	-	1	0.3
25-29	3	0.2	3	0.8
30-34	11	0.9	3	0.8
35-39	20	1.6	6	1.7
40-44	33	2.6	14	3.9
45-49	66	5.2	24	6.7
50-54	111	8.7	38	10.6
55-59	159	12.5	36	10.1
60-64	269	21.2	60	16.8
65-69	252	19.9	56	15.6
70-74	200	15.8	42	11.7
75+	144	11.3	75	20.9
All Ages	1269	100	358	100

**DIAGNOSTIC,
CLINICAL AND
DEMOGRAPHIC
DETAILS**

Number (#) and relative proportion (%) of cancers by different methods of diagnosis

Method of diagnosis	Males		Females	
	#	%	#	%
Microscopic	2482	88.5	2213	92.1
All imaging Techniques	265	9.4	111	4.6
Clinical	7	0.2	5	0.2
Others (Endoscopy, tumour marker)	51	1.8	73	3
Total	2805	100	2402	100

Number (#) and relative proportion (%) of cancers based on different types of microscopic diagnosis

Types of Microscopic Diagnosis	Males		Females	
	#	%	#	%
Histology of Primary	2044	82.3	1922	86.9
Histology of Metastasis	75	3.0	44	2.0
Cytology of Primary	74	3.0	92	4.2
Cytology of Metastasis	61	2.5	29	1.3
Blood Film	126	5.1	54	2.4
Bone Marrow	102	4.1	72	3.3
Total	2482	100	2213	100

Number (#) and Relative Proportion (%) of Cancers based on Different Types of Microscopic Diagnosis (Includes Non-Microscopic Cases)

Types of Microscopic Diagnosis	Males		Females	
	#	%	#	%
Histology of Primary	2044	72.8	1922	80.0
Histology of Metastasis	75	2.7	44	1.8
Cytology of Primary	74	2.6	92	3.8
Cytology of Metastasis	61	2.2	29	1.2
Blood Film	126	4.5	54	2.2
Bone Marrow	102	3.6	72	3.0
Non Microscopic	323	11.5	189	7.9
Total	2805	100	2402	100

Number (#) and Relative Proportion (%) of Cancer Patients according to Broad Groups of Treatment at Reporting Institution and/or elsewhere

Treatment Groups	Males		Females	
	#	%	#	%
Prior Treatment only	501	17.9	431	17.9
Prior and treatment at RI	246	8.8	411	17.1
Treatment only at RI	1018	36.3	935	38.9
No treatment	1040	37.1	625	26
Total	2805	100	2402	100

Number (#) and Relative Proportion (%) of Cancer Patients according to Clinical Extent of Disease (Treatment Only at RI)

Clinical Extent	Males		Females	
	#	%	#	%
Localized	202	19.8	288	30.8
Regional	398	39.1	394	42.1
L+R	600	58.9	682	72.9
Distant	245	24.1	155	16.6
Others(Evaluation incomplete)	173	17	98	10.5
Total	1018	100	935	100

Total Number of Cancer Patients Treated, Total Number of Treatment Procedures Performed and Procedures / Patient Ratio (Treatment Only at RI)

	Total patients	Total procedures	Ratio
Males	1018	1432	1.4
Females	935	1929	2.1

Number (#) and Relative proportion (%) of Patients according to Type of Treatment given (Treatment Only at RI)

	Males		Females	
	#	%	#	%
Total patients	1018	100	935	100
Specific treatments				
Surgery(S)	116	11.4	124	13.3
Radiotherapy (R)	342	33.6	117	12.5
Chemotherapy (C)	196	19.3	126	13.5
S+R	60	5.9	45	4.8
S+C	34	3.3	60	6.4
R+C	173	17.0	97	10.4
S+R+C	58	5.7	93	9.9
Hormone therapy	18	1.8	21	2.2
S+H	-	-	24	2.6
R+H	8	0.8	8	0.9
C+H	5	0.5	10	1.1
S+R+H	-		26	2.8
S+C+H	2	0.2	31	3.3
R+C+H	4	0.4	9	1.0
S+R+C+H	2	0.2	144	15.4
Modality of Therapy				
Single	672	66	388	41.5
Combination	346	34	547	58.5

Number (#) and Relative Proportion (%) of Cancer Patients according to Any Specific Treatment relative to all Treatment Procedures (Treatment Only at RI)

Treatments	Males		Females	
	#	%	#	%
Any Surgery	272	19	547	28.4
Any Radiotherapy	647	45.2	539	27.9
Any Chemotherapy	474	33.1	570	29.5
Any hormone therapy	39	2.7	273	14.2
Total	1462	100	1929	100

**Number (#) and Relative proportion (%) of Type of Treatment according to
Clinical Extent of Disease (Treatment Only at RI)**

Localised

	Males		Females	
	#	%	#	%
Surgery(S)	66	32.7	83	28.8
Radiotherapy (R)	58	28.7	33	11.5
Chemotherapy (C)	8	4.0	4	1.4
S+R	17	8.4	22	7.6
S+C	14	6.9	17	5.9
R+C	22	10.9	29	10.1
S+R+C	8	4.0	22	7.6
Hormone therapy	-	-	2	0.7
S+H	-	-	14	4.9
R+H	4	2.0	-	-
C+H	-	-	-	-
S+R+H	-	-	12	4.2
S+C+H	1	0.5	12	4.2
R+C+H	4	2.0	-	-
S+R+C+H	-	-	38	13.2
Total	202	100	288	100

Regional

	Males		Females	
	#	%	#	%
Surgery(S)	44	11.1	34	8.6
Radiotherapy (R)	136	34.2	46	11.7
Chemotherapy (C)	18	4.5	10	2.5
S+R	41	10.3	18	4.6
S+C	18	4.5	22	5.6
R+C	92	23.1	38	9.6
S+R+C	43	10.8	67	17.0
Hormone therapy	2	0.5	7	1.8
S+H	-	-	10	2.8
R+H	1	0.3	1	0.3
C+H	1	0.3	2	0.5
S+R+H	-	-	14	3.6
S+C+H	-	-	19	4.8
R+C+H	-	-	-	-
S+R+C+H	2	0.5	106	26.9
Total	398	100	394	100

Distant

	Males		Females	
	#	%	#	%
Surgery(S)	4	1.6	7	4.5
Radiotherapy (R)	134	54.7	32	20.6
Chemotherapy (C)	26	10.6	37	23.9
S+R	1	0.4	3	1.9
S+C	2	0.8	19	12.3
R+C	48	19.6	19	12.3
S+R+C	7	2.9	2	1.3

Hormonotherapy	16	6.5	12	7.7
S+H	-	-	-	-
R+H	3	1.2	7	4.5
C+H	4	1.6	8	5.2
S+R+H	-	-	-	-
S+C+H	-	-	-	-
R+C+H	-	-	9	5.8
S+R+C+H	-	-	-	-
Total	245	100	155	100

CHILDHOOD CANCERS

Number (#) and Proportion (%) of Cancers in Childhood relative to all Cancers

Boys			Girls		
All cancers	#	%	All cancers	#	%
2805	48	1.7	2402	33	1.4

Number (#) and Proportion(%) of Childhood Cancers by Five-year Age Group

Age group	Boys		Girls		Total	
	#	%	#	%	#	%
00-04	17	35.4	12	36.4	29	35.8
05-09	15	31.3	10	30.3	25	30.9
10-14	16	33.3	11	33.3	27	30.9
All childhood cancers	48	100	33	100	81	100

Number (#) and Relative Proportion(%) of Broad Types of Cancers in Childhood (0-14 years)

Broad Type of cancers in childhood	Boys		Girls	
	#	%	#	%
Leukaemia's	22	45.8	18	54.5
Lymphomas&Reticulo-endothelial Neoplasms.	5	10.4	2	6.1
C.N.S & Misc. intracranial &intraspinial Neoplasms.	4	8.3	3	9.1
Sympathetic Nervous System Tumors	4	8.3	1	3.0
Retinoblastoma	1	2.1	-	-
Renal Tumors	1	2.1	2	6.1
Hepatic Tumors	1	2.1	-	-
Malignant Bone Tumors	4	8.3	4	12.1
Soft -Tissue(S-T) Sarcomas(S)	2	4.2	1	3.0
Carcinoma &Oth. Malignant Epithelial Neoplasms.	-	-	1	3.0
Others (Not Classified)	4	8.3	1	3.0
All Types	48	100	33	100

**DETAILED INFORMATION
NCRP-ICMR
DIAGNOSTIC, CLINICAL
AND DEMOGRAPHIC**

**NATIONAL CENTRE FOR DISEASE INFORMATICS AND RESEARCH
NATIONAL CANCER REGISTRY PROGRAMME**

(Indian Council of Medical Research)

Hospital Based Cancer Registry

524 HBCR - Malabar Cancer Centre, Kannur

Report Based on Year of Registration : 2019

TABLE 1(a): Number of Cancers by Site (ICD-10) and Five Year Age Group - Males

As on: 09/09/2021

ICD 10	Site	00-04	05-09	10-14	15-19	20-24	25-29	30-34	35-39	40-44	45-49	50-54	55-59	60-64	65-69	70-74	75+	Unk	Total	%
C00	Lip	-	-	-	-	-	-	-	1	-	-	-	-	-	1	-	-	-	2	0.1
C01-02	Tongue	-	-	-	-	-	2	4	10	5	16	16	11	22	16	14	7	-	123	4.4
C03-06	Mouth	1	-	-	-	-	-	2	3	18	16	22	17	26	24	21	21	-	171	6.1
C07-08	Salivary Gland	-	-	-	-	-	-	-	-	-	1	1	1	1	-	2	2	-	8	0.3
C09	Tonsil	-	-	-	-	-	1	-	-	-	1	1	-	3	1	1	-	-	8	0.3
C10	Oth. Oropharynx	-	-	-	-	-	-	-	-	2	-	13	19	18	17	7	5	-	81	2.9
C11	Nasopharynx	-	-	-	1	-	-	-	-	-	3	-	1	3	-	1	-	-	9	0.3
C12-13	Hypopharynx	-	-	-	-	-	-	-	1	1	2	6	9	8	11	8	10	-	56	2.0
C14	Pharynx Unspecified	-	-	-	-	-	-	-	-	-	-	-	-	-	-	1	-	-	1	0.0
C15	Oesophagus	-	-	-	-	-	-	-	-	1	2	6	9	17	14	14	21	-	84	3.0
C16	Stomach	-	-	-	-	-	-	2	7	7	18	31	21	33	29	29	-	-	177	6.3
C17	Small Intestine	-	-	-	-	-	-	-	-	-	-	1	-	1	2	1	1	-	6	0.2
C18	Colon	-	-	-	1	-	-	1	6	5	4	8	7	9	13	12	12	-	78	2.8
C19-20	Rectum	-	-	-	-	1	-	1	1	7	4	6	16	18	34	15	21	-	124	4.4
C21	Anus & Anal Canal	-	-	-	-	-	-	-	-	-	1	1	-	2	-	2	1	-	7	0.2
C22	Liver	-	1	-	1	-	-	-	2	1	5	14	24	23	28	18	13	-	130	4.6
C23-24	Gallbladder etc.	-	-	-	-	-	-	-	-	1	4	1	3	2	1	3	1	-	16	0.6
C25	Pancreas	-	-	-	-	-	-	1	-	2	4	5	6	10	8	6	4	-	46	1.6
C30-31	Nose, Sinuses etc.	-	-	-	-	-	-	-	-	1	6	-	1	1	5	1	1	-	16	0.6
C32	Larynx	-	-	-	-	-	-	1	1	2	10	10	16	27	28	22	12	-	129	4.6
C33-34	Lung etc.	-	-	-	-	-	-	2	2	4	19	30	69	135	125	103	53	-	542	19.3
C37-38	Other Thoracic Organs	-	-	-	-	-	-	1	-	-	-	-	1	-	-	-	1	-	3	0.1
C40-41	Bone	-	1	3	2	7	-	2	-	1	1	-	3	1	1	-	-	-	22	0.8
C43	Melanoma of Skin	-	-	-	1	-	-	1	-	1	3	5	4	6	6	4	2	-	33	1.2
C44	Other Skin	-	-	-	-	-	-	-	-	-	2	1	2	1	1	-	1	-	8	0.3
C45	Mesothelioma	-	-	-	-	-	-	-	-	-	-	-	-	-	-	-	-	-	-	-
C46	Kaposi Sarcoma	-	-	-	-	-	-	-	-	-	-	-	-	-	-	-	-	-	-	-
C47+C49	Conn. & Soft Tissue	-	1	1	1	2	2	2	4	5	4	4	6	1	1	2	1	-	37	1.3
C50	Breast	-	-	-	-	-	-	-	-	-	1	-	1	2	-	1	1	-	6	0.2
C60	Penis	-	-	-	-	-	-	-	1	3	1	-	-	2	1	1	2	-	11	0.4
C61	Prostate	-	-	-	-	-	-	-	-	-	1	6	15	24	29	27	39	-	141	5.0
C62	Testis	-	-	-	1	2	2	2	1	1	-	-	-	-	1	-	1	-	11	0.4
C63	Other Male Genital	-	-	-	-	-	-	-	-	-	-	1	-	-	1	-	-	-	2	0.1
C64	Kidney etc.	1	-	-	-	-	-	1	1	-	1	2	7	11	7	4	5	-	40	1.4
C65	Renal Pelvis	-	-	-	-	-	-	-	-	-	-	-	-	1	1	-	1	-	3	0.1
C66	Ureter	-	-	-	-	-	-	-	-	-	-	-	1	1	1	-	-	-	3	0.1
C67	Bladder	-	-	-	-	-	1	2	2	-	1	8	9	16	16	10	15	-	80	2.9
C68	Uns.Urinary Organs	-	-	-	-	-	-	-	-	-	-	-	-	-	-	-	-	-	-	-
C69	Eye	1	-	-	1	-	-	-	-	-	-	-	-	2	2	-	-	-	6	0.2
C70-72	Brain, Nervous System	-	3	2	2	-	5	2	1	2	11	5	9	6	10	1	-	-	59	2.1
C73	Thyroid	-	-	-	1	1	1	2	2	1	2	5	4	2	3	1	5	-	30	1.1
C74	Adrenal Gland	3	1	-	-	-	-	-	-	-	1	1	3	1	-	-	-	-	10	0.4
C81	Hodgkins Disease	-	-	1	1	3	2	3	-	2	3	3	2	1	3	2	2	-	28	1.0
C82-85	NHL	-	2	1	1	-	4	-	3	4	14	12	13	15	15	20	11	-	115	4.1
C88	Malignant Proliferation	-	-	-	-	-	-	-	-	-	-	1	-	-	-	-	-	-	1	0.0
C90	Multiple Myeloma	-	-	1	-	-	1	-	-	1	5	10	15	18	21	9	9	-	90	3.2
C91	Lymphoid Leuk.	9	4	5	4	2	2	1	5	5	2	1	2	4	1	1	1	-	49	1.7
C92-94	Myeloid Leukaemia	2	2	2	3	3	6	3	3	4	6	7	7	9	10	6	6	-	79	2.8
C95	Leukaemia Unspecified	-	-	-	-	-	-	1	-	-	1	-	1	-	-	-	-	-	3	0.1
C96	CMD, O&U LHM	-	-	-	1	1	2	4	12	11	10	4	1	3	5	1	1	-	56	2.0
O&U	Other and Unspecified	-	-	-	1	1	-	-	2	1	4	3	8	13	15	7	10	-	65	2.3
	All Sites	17	15	16	23	23	31	39	66	99	179	238	354	487	512	378	328	-	2805	100.0

O & U : C26, C39, C48, C75, C76, C77, C78, C79, C80, C97

**NATIONAL CENTRE FOR DISEASE INFORMATICS AND RESEARCH
NATIONAL CANCER REGISTRY PROGRAMME**

(Indian Council of Medical Research)

Hospital Based Cancer Registry

524 HBCR - Malabar Cancer Centre, Kannur

Report Based on Year of Registration : 2019

TABLE 1(b): Number of Cancers by Site (ICD-10) and Five Year Age Group - Females

As on: 09/09/2021

ICD 10	Site	00-04	05-09	10-14	15-19	20-24	25-29	30-34	35-39	40-44	45-49	50-54	55-59	60-64	65-69	70-74	75+	Unk	Total	%
C00	Lip	-	-	-	-	-	-	-	-	-	1	-	-	2	4	2	2	-	11	0.5
C01-02	Tongue	-	-	-	-	-	2	1	2	3	8	7	6	10	8	6	11	-	64	2.7
C03-06	Mouth	-	-	-	-	1	1	1	1	2	5	9	9	15	13	12	29	-	98	4.1
C07-08	Salivary Gland	-	-	-	-	-	-	-	1	1	-	2	-	-	2	3	1	-	10	0.4
C09	Tonsil	-	-	-	-	-	-	-	-	-	-	-	-	-	-	-	-	-	-	-
C10	Oth. Oropharynx	-	-	-	-	-	-	-	-	-	-	1	-	1	2	-	1	-	5	0.2
C11	Nasopharynx	-	-	-	-	-	1	-	-	-	-	-	-	-	-	-	-	-	1	0.0
C12-13	Hypopharynx	-	-	-	-	-	-	-	1	2	1	5	1	2	2	4	2	-	20	0.8
C14	Pharynx Unspecified	-	-	-	-	-	-	-	-	-	-	-	-	-	-	-	-	-	-	-
C15	Oesophagus	-	-	-	-	-	-	-	-	-	2	3	6	8	11	4	14	-	48	2.0
C16	Stomach	-	-	-	1	-	-	2	2	3	3	10	7	11	7	10	10	-	66	2.7
C17	Small Intestine	-	-	-	-	-	-	1	-	-	1	1	1	3	2	1	-	-	10	0.4
C18	Colon	-	-	-	-	-	-	1	2	2	9	4	12	11	6	5	7	-	59	2.5
C19-20	Rectum	-	-	-	-	-	1	3	4	6	4	15	18	16	16	14	17	-	114	4.7
C21	Anus & Anal Canal	-	-	-	-	-	-	-	-	-	-	2	-	1	-	-	-	-	3	0.1
C22	Liver	-	-	-	-	-	-	-	-	2	3	4	7	3	6	9	2	-	36	1.5
C23-24	Gallbladder etc.	-	-	-	-	-	-	-	-	1	-	2	2	3	1	1	5	-	15	0.6
C25	Pancreas	-	-	-	-	-	-	-	1	1	6	9	5	6	6	5	3	-	42	1.7
C30-31	Nose, Sinuses etc.	-	-	-	-	-	-	1	-	-	-	-	2	1	1	2	-	-	7	0.3
C32	Larynx	-	-	-	-	-	-	-	-	1	-	-	-	-	-	1	1	-	3	0.1
C33-34	Lung etc.	-	-	-	-	-	-	1	2	5	7	10	13	20	14	11	13	-	96	4.0
C37-38	Other Thoracic Organs	-	-	-	1	-	-	-	-	1	1	-	-	-	-	-	-	-	3	0.1
C40-41	Bone	-	-	4	-	1	-	2	1	-	2	1	2	2	4	-	1	-	20	0.8
C43	Melanoma of Skin	-	-	-	-	-	-	-	-	2	-	3	4	3	4	7	9	-	32	1.3
C44	Other Skin	-	-	-	-	-	-	-	-	-	-	-	-	3	3	1	-	-	7	0.3
C45	Mesothelioma	-	-	-	-	-	-	-	-	-	-	-	-	-	-	-	-	-	-	-
C46	Kaposi Sarcoma	-	-	-	-	-	-	-	-	-	-	-	-	-	-	-	-	-	-	-
C47+C49	Conn. & Soft Tissue	-	1	-	1	1	2	1	2	3	3	-	3	1	2	-	4	-	24	1.0
C50	Breast	-	-	-	-	2	4	25	56	76	102	100	107	97	62	34	33	-	698	29.1
C51	Vulva	-	-	-	-	-	-	-	-	-	-	1	-	1	-	-	-	-	2	0.1
C52	Vagina	-	-	-	-	-	-	-	-	-	-	1	1	-	-	1	3	-	6	0.2
C53	Cervix Uteri	-	-	-	-	1	-	3	4	8	26	27	30	32	31	13	9	-	184	7.7
C54	Corpus Uteri	-	-	-	-	-	-	-	3	10	16	17	17	18	17	11	3	-	112	4.7
C55	Uterus Unspecified	-	-	-	-	-	-	-	-	2	1	-	-	1	-	-	-	-	4	0.2
C56	Ovary etc.	-	-	1	2	3	1	6	11	21	18	18	25	18	21	5	7	-	157	6.5
C57	Other Female Genital	-	-	-	-	-	-	-	-	-	2	1	-	-	2	-	1	-	6	0.2
C58	Placenta	-	-	-	-	-	-	-	-	-	-	-	-	-	-	-	-	-	-	-
C64	Kidney etc.	2	-	-	-	-	-	-	-	-	2	4	1	4	2	2	-	-	17	0.7
C65	Renal Pelvis	-	-	-	-	-	-	-	-	-	-	-	-	-	-	-	-	-	-	-
C66	Ureter	-	-	-	-	-	-	-	-	-	-	-	-	1	-	2	-	-	3	0.1
C67	Bladder	-	-	-	-	-	-	-	-	1	-	3	1	2	2	2	2	-	13	0.5
C68	Uns. Urinary Organs	-	-	-	-	-	-	-	-	-	-	-	-	-	-	-	-	-	-	-
C69	Eye	-	-	-	-	-	-	-	-	-	-	-	-	-	-	-	-	-	-	-
C70-72	Brain, Nervous System	2	1	1	-	-	2	6	3	8	5	4	7	5	1	-	1	-	46	1.9
C73	Thyroid	-	-	-	1	2	4	3	5	11	12	11	9	10	6	5	4	-	83	3.5
C74	Adrenal Gland	-	-	-	-	-	-	-	-	-	-	-	1	-	-	-	-	-	1	0.0
C81	Hodgkins Disease	-	1	-	2	-	-	-	1	1	1	2	1	3	1	1	-	-	14	0.6
C82-85	NHL	-	-	1	-	1	1	2	7	3	6	8	10	9	10	8	5	-	71	3.0
C88	Malig Imn.Prol D	-	-	-	-	-	-	-	-	-	-	-	-	-	-	-	-	-	-	-
C90	Multiple Myeloma	-	-	-	-	-	-	-	-	1	9	9	16	3	3	10	12	-	63	2.6
C91	Lymphoid Leuk.	7	4	2	2	1	-	-	1	-	-	-	3	1	1	1	1	-	24	1.0
C92-94	Myeloid Leukaemia	-	2	2	-	-	2	3	3	6	4	7	4	4	5	4	1	-	47	2.0
C95	Leukaemia Uns	1	-	-	-	-	-	-	-	-	-	-	-	-	-	-	1	-	2	0.1
C96	CMD, O&U LHM	-	-	-	1	-	-	1	1	2	3	3	4	4	2	-	-	-	21	0.9
O&U	Other and Uns	-	1	-	-	-	1	1	1	3	2	4	4	2	6	1	8	-	34	1.4
	All Sites	12	10	11	11	13	22	64	115	188	265	308	339	336	287	198	223	-	2402	100.0

O & U : C26, C39, C48, C75, C76, C77, C78, C79, C80, C97

**NATIONAL CENTRE FOR DISEASE INFORMATICS AND RESEARCH
NATIONAL CANCER REGISTRY PROGRAMME**

(Indian Council of Medical Research)

**Hospital Based Cancer Registry
524 HBCR - Malabar Cancer Centre, Kannur**

Report Based on Year of Registration : 2019

TABLE 2(a): Number(#) and Proportion(%) of Cancers by Site (ICD-10) and Method of Diagnosis - Males

As on: 09/09/2021

ICD 10	Site	Microscopic		X-Ray / Imaging		Clinical		Others		Unknown		Total	
		#	%	#	%	#	%	#	%	#	%	#	%
C00	Lip	2	100.0	-	-	-	-	-	-	-	-	2	100.0
C01-02	Tongue	119	96.7	-	-	1	0.8	3	2.4	-	-	123	100.0
C03-06	Mouth	167	97.7	-	-	1	0.6	3	1.8	-	-	171	100.0
C07-08	Salivary Gland	7	87.5	1	12.5	-	-	-	-	-	-	8	100.0
C09	Tonsil	7	87.5	-	-	-	-	1	12.5	-	-	8	100.0
C10	Oth. Oropharynx	79	97.5	1	1.2	-	-	1	1.2	-	-	81	100.0
C11	Nasopharynx	9	100.0	-	-	-	-	-	-	-	-	9	100.0
C12-13	Hypopharynx	55	98.2	1	1.8	-	-	-	-	-	-	56	100.0
C14	Pharynx Unspecified	1	100.0	-	-	-	-	-	-	-	-	1	100.0
C15	Oesophagus	77	91.7	6	7.1	-	-	1	1.2	-	-	84	100.0
C16	Stomach	168	94.9	6	3.4	-	-	3	1.7	-	-	177	100.0
C17	Small Intestine	6	100.0	-	-	-	-	-	-	-	-	6	100.0
C18	Colon	68	87.2	5	6.4	-	-	5	6.4	-	-	78	100.0
C19-20	Rectum	111	89.5	5	4.0	1	0.8	7	5.6	-	-	124	100.0
C21	Anus & Anal Canal	7	100.0	-	-	-	-	-	-	-	-	7	100.0
C22	Liver	27	20.8	99	76.2	-	-	4	3.1	-	-	130	100.0
C23-24	Gallbladder etc.	16	100.0	-	-	-	-	-	-	-	-	16	100.0
C25	Pancreas	34	73.9	10	21.7	-	-	2	4.3	-	-	46	100.0
C30-31	Nose, Sinuses etc.	16	100.0	-	-	-	-	-	-	-	-	16	100.0
C32	Larynx	125	96.9	1	0.8	1	0.8	2	1.6	-	-	129	100.0
C33-34	Lung etc.	449	82.8	89	16.4	1	0.2	3	0.6	-	-	542	100.0
C37-38	Other Thoracic Organs	3	100.0	-	-	-	-	-	-	-	-	3	100.0
C40-41	Bone	21	95.5	-	-	1	4.5	-	-	-	-	22	100.0
C43	Melanoma of Skin	33	100.0	-	-	-	-	-	-	-	-	33	100.0
C44	Other Skin	8	100.0	-	-	-	-	-	-	-	-	8	100.0
C45	Mesothelioma	-	-	-	-	-	-	-	-	-	-	-	-
C46	Kaposi Sarcoma	-	-	-	-	-	-	-	-	-	-	-	-
C47+C49	Conn. & Soft Tissue	36	97.3	-	-	-	-	1	2.7	-	-	37	100.0
C50	Breast	6	100.0	-	-	-	-	-	-	-	-	6	100.0
C60	Penis	10	90.9	-	-	-	-	1	9.1	-	-	11	100.0
C61	Prostate	128	90.8	4	2.8	-	-	9	6.4	-	-	141	100.0
C62	Testis	11	100.0	-	-	-	-	-	-	-	-	11	100.0
C63	Other Male Genital	2	100.0	-	-	-	-	-	-	-	-	2	100.0
C64	Kidney etc.	34	85.0	6	15.0	-	-	-	-	-	-	40	100.0
C65	Renal Pelvis	3	100.0	-	-	-	-	-	-	-	-	3	100.0
C66	Ureter	3	100.0	-	-	-	-	-	-	-	-	3	100.0
C67	Bladder	73	91.2	5	6.2	1	1.2	1	1.2	-	-	80	100.0
C68	Uns.Urinary Organs	-	-	-	-	-	-	-	-	-	-	-	-
C69	Eye	6	100.0	-	-	-	-	-	-	-	-	6	100.0
C70-72	Brain, Nervous System	53	89.8	6	10.2	-	-	-	-	-	-	59	100.0
C73	Thyroid	30	100.0	-	-	-	-	-	-	-	-	30	100.0
C74	Adrenal Gland	9	90.0	1	10.0	-	-	-	-	-	-	10	100.0
C81	Hodgkins Disease	27	96.4	-	-	-	-	1	3.6	-	-	28	100.0
C82-85	NHL	113	98.3	-	-	-	-	2	1.7	-	-	115	100.0
C88	Malig Imn.Prol D	1	100.0	-	-	-	-	-	-	-	-	1	100.0
C90	Multiple Myeloma	88	97.8	1	1.1	-	-	1	1.1	-	-	90	100.0
C91	Lymphoid Leuk.	49	100.0	-	-	-	-	-	-	-	-	49	100.0
C92-94	Myeloid Leukaemia	79	100.0	-	-	-	-	-	-	-	-	79	100.0
C95	Leukaemia Uns	3	100.0	-	-	-	-	-	-	-	-	3	100.0
C96	CMD, O&U LHM	56	100.0	-	-	-	-	-	-	-	-	56	100.0
O&U	Other and Uns	47	72.3	18	27.7	-	-	-	-	-	-	65	100.0
	All Sites	2482	88.5	265	9.4	7	0.2	51	1.8	-	-	2805	100.0

O & U : C26, C39, C48, C75, C76, C77, C78, C79, C80, C97

**NATIONAL CENTRE FOR DISEASE INFORMATICS AND RESEARCH
NATIONAL CANCER REGISTRY PROGRAMME**
(Indian Council of Medical Research)

**Hospital Based Cancer Registry
524 HBCR - Malabar Cancer Centre, Kannur**

Report Based on Year of Registration : 2019

TABLE 2(b): Number(#) and Proportion(%) of Cancers by Site (ICD-10) and Method of Diagnosis - Females

As on: 09/09/2021

ICD 10	Site	Microscopic		X-Ray / Imaging		Clinical		Others		Unknown		Total	
		#	%	#	%	#	%	#	%	#	%	#	%
C00	Lip	10	90.9	-	-	1	9.1	-	-	-	-	11	100.0
C01-02	Tongue	60	93.8	-	-	-	-	4	6.2	-	-	64	100.0
C03-06	Mouth	90	91.8	1	1.0	2	2.0	5	5.1	-	-	98	100.0
C07-08	Salivary Gland	10	100.0	-	-	-	-	-	-	-	-	10	100.0
C09	Tonsil	-	-	-	-	-	-	-	-	-	-	-	-
C10	Oth. Oropharynx	4	80.0	1	20.0	-	-	-	-	-	-	5	100.0
C11	Nasopharynx	1	100.0	-	-	-	-	-	-	-	-	1	100.0
C12-13	Hypopharynx	19	95.0	1	5.0	-	-	-	-	-	-	20	100.0
C14	Pharynx Unspecified	-	-	-	-	-	-	-	-	-	-	-	-
C15	Oesophagus	47	97.9	1	2.1	-	-	-	-	-	-	48	100.0
C16	Stomach	58	87.9	6	9.1	-	-	2	3.0	-	-	66	100.0
C17	Small Intestine	9	90.0	1	10.0	-	-	-	-	-	-	10	100.0
C18	Colon	54	91.5	3	5.1	-	-	2	3.4	-	-	59	100.0
C19-20	Rectum	109	95.6	2	1.8	-	-	3	2.6	-	-	114	100.0
C21	Anus & Anal Canal	3	100.0	-	-	-	-	-	-	-	-	3	100.0
C22	Liver	16	44.4	19	52.8	-	-	1	2.8	-	-	36	100.0
C23-24	Gallbladder etc.	8	53.3	6	40.0	1	6.7	-	-	-	-	15	100.0
C25	Pancreas	24	57.1	15	35.7	-	-	3	7.1	-	-	42	100.0
C30-31	Nose, Sinuses etc.	7	100.0	-	-	-	-	-	-	-	-	7	100.0
C32	Larynx	3	100.0	-	-	-	-	-	-	-	-	3	100.0
C33-34	Lung etc.	75	78.1	18	18.8	-	-	3	3.1	-	-	96	100.0
C37-38	Other Thoracic Organs	3	100.0	-	-	-	-	-	-	-	-	3	100.0
C40-41	Bone	20	100.0	-	-	-	-	-	-	-	-	20	100.0
C43	Melanoma of Skin	32	100.0	-	-	-	-	-	-	-	-	32	100.0
C44	Other Skin	7	100.0	-	-	-	-	-	-	-	-	7	100.0
C45	Mesothelioma	-	-	-	-	-	-	-	-	-	-	-	-
C46	Kaposi Sarcoma	-	-	-	-	-	-	-	-	-	-	-	-
C47+C49	Conn. & Soft Tissue	24	100.0	-	-	-	-	-	-	-	-	24	100.0
C50	Breast	672	96.3	7	1.0	-	-	19	2.7	-	-	698	100.0
C51	Vulva	2	100.0	-	-	-	-	-	-	-	-	2	100.0
C52	Vagina	5	83.3	-	-	1	16.7	-	-	-	-	6	100.0
C53	Cervix Uteri	178	96.7	1	0.5	-	-	5	2.7	-	-	184	100.0
C54	Corpus Uteri	111	99.1	-	-	-	-	1	0.9	-	-	112	100.0
C55	Uterus Unspecified	4	100.0	-	-	-	-	-	-	-	-	4	100.0
C56	Ovary etc.	133	84.7	6	3.8	-	-	18	11.5	-	-	157	100.0
C57	Other Female Genital	6	100.0	-	-	-	-	-	-	-	-	6	100.0
C58	Placenta	-	-	-	-	-	-	-	-	-	-	-	-
C64	Kidney etc.	15	88.2	2	11.8	-	-	-	-	-	-	17	100.0
C65	Renal Pelvis	-	-	-	-	-	-	-	-	-	-	-	-
C66	Ureter	2	66.7	1	33.3	-	-	-	-	-	-	3	100.0
C67	Bladder	13	100.0	-	-	-	-	-	-	-	-	13	100.0
C68	Uns.Urinary Organs	-	-	-	-	-	-	-	-	-	-	-	-
C69	Eye	-	-	-	-	-	-	-	-	-	-	-	-
C70-72	Brain, Nervous System	40	87.0	6	13.0	-	-	-	-	-	-	46	100.0
C73	Thyroid	81	97.6	-	-	-	-	2	2.4	-	-	83	100.0
C74	Adrenal Gland	1	100.0	-	-	-	-	-	-	-	-	1	100.0
C81	Hodgkins Disease	13	92.9	-	-	-	-	1	7.1	-	-	14	100.0
C82-85	NHL	68	95.8	-	-	-	-	3	4.2	-	-	71	100.0
C88	Malig Imn.Prol D	-	-	-	-	-	-	-	-	-	-	-	-
C90	Multiple Myeloma	61	96.8	1	1.6	-	-	1	1.6	-	-	63	100.0
C91	Lymphoid Leuk.	24	100.0	-	-	-	-	-	-	-	-	24	100.0
C92-94	Myeloid Leukaemia	47	100.0	-	-	-	-	-	-	-	-	47	100.0
C95	Leukaemia Uns	2	100.0	-	-	-	-	-	-	-	-	2	100.0
C96	CMD, O&U LHM	21	100.0	-	-	-	-	-	-	-	-	21	100.0
O&U	Other and Uns	21	61.8	13	38.2	-	-	-	-	-	-	34	100.0
	All Sites	2213	92.1	111	4.6	5	0.2	73	3.0	-	-	2402	100.0

O & U : C26, C39, C48, C75, C76, C77, C78, C79, C80, C97

**NATIONAL CENTRE FOR DISEASE INFORMATICS AND RESEARCH
NATIONAL CANCER REGISTRY PROGRAMME**
(Indian Council of Medical Research)

**Hospital Based Cancer Registry
524 HBCR - Malabar Cancer Centre, Kannur**

Report Based on Year of Registration : 2019

TABLE 3(a): Number(#) and Proportion(%) of Cancers by Site (ICD-10) and Detailed Microscopic Diagnosis - Males

As on: 09/09/2021

ICD 10	Site	Histology of Primary		Histology of Secondary		Cytology of Primary		Cytology of Metastasis		Blood Film		Bone Marrow		Total	
		#	%	#	%	#	%	#	%	#	%	#	%	#	%
C00	Lip	2	100.0	-	-	-	-	-	-	-	-	-	-	2	100.0
C01-02	Tongue	119	100.0	-	-	-	-	-	-	-	-	-	-	119	100.0
C03-06	Mouth	165	98.8	-	-	1	0.6	1	0.6	-	-	-	-	167	100.0
C07-08	Salivary Gland	7	100.0	-	-	-	-	-	-	-	-	-	-	7	100.0
C09	Tonsil	6	85.7	-	-	-	-	1	14.3	-	-	-	-	7	100.0
C10	Oth. Oropharynx	68	86.1	-	-	2	2.5	9	11.4	-	-	-	-	79	100.0
C11	Nasopharynx	9	100.0	-	-	-	-	-	-	-	-	-	-	9	100.0
C12-13	Hypopharynx	52	94.5	-	-	2	3.6	1	1.8	-	-	-	-	55	100.0
C14	Pharynx Unspecified	1	100.0	-	-	-	-	-	-	-	-	-	-	1	100.0
C15	Oesophagus	74	96.1	2	2.6	-	-	1	1.3	-	-	-	-	77	100.0
C16	Stomach	165	98.2	1	0.6	-	-	2	1.2	-	-	-	-	168	100.0
C17	Small Intestine	5	83.3	1	16.7	-	-	-	-	-	-	-	-	6	100.0
C18	Colon	66	97.1	2	2.9	-	-	-	-	-	-	-	-	68	100.0
C19-20	Rectum	109	98.2	2	1.8	-	-	-	-	-	-	-	-	111	100.0
C21	Anus & Anal Canal	6	85.7	1	14.3	-	-	-	-	-	-	-	-	7	100.0
C22	Liver	21	77.8	4	14.8	2	7.4	-	-	-	-	-	-	27	100.0
C23-24	Gallbladder etc.	15	93.8	1	6.2	-	-	-	-	-	-	-	-	16	100.0
C25	Pancreas	24	70.6	3	8.8	4	11.8	3	8.8	-	-	-	-	34	100.0
C30-31	Nose, Sinuses etc.	16	100.0	-	-	-	-	-	-	-	-	-	-	16	100.0
C32	Larynx	124	99.2	-	-	-	-	1	0.8	-	-	-	-	125	100.0
C33-34	Lung etc.	377	84.0	27	6.0	25	5.6	20	4.5	-	-	-	-	449	100.0
C37-38	Other Thoracic Organs	2	66.7	-	-	-	-	1	33.3	-	-	-	-	3	100.0
C40-41	Bone	20	95.2	-	-	1	4.8	-	-	-	-	-	-	21	100.0
C43	Melanoma of Skin	32	97.0	-	-	-	-	1	3.0	-	-	-	-	33	100.0
C44	Other Skin	8	100.0	-	-	-	-	-	-	-	-	-	-	8	100.0
C45	Mesothelioma	-	-	-	-	-	-	-	-	-	-	-	-	-	-
C46	Kaposi Sarcoma	-	-	-	-	-	-	-	-	-	-	-	-	-	-
C47+C49	Conn. & Soft Tissue	35	97.2	-	-	1	2.8	-	-	-	-	-	-	36	100.0
C50	Breast	6	100.0	-	-	-	-	-	-	-	-	-	-	6	100.0
C60	Penis	10	100.0	-	-	-	-	-	-	-	-	-	-	10	100.0
C61	Prostate	124	96.9	3	2.3	1	0.8	-	-	-	-	-	-	128	100.0
C62	Testis	10	90.9	-	-	1	9.1	-	-	-	-	-	-	11	100.0
C63	Other Male Genital	2	100.0	-	-	-	-	-	-	-	-	-	-	2	100.0
C64	Kidney etc.	32	94.1	1	2.9	-	-	1	2.9	-	-	-	-	34	100.0
C65	Renal Pelvis	3	100.0	-	-	-	-	-	-	-	-	-	-	3	100.0
C66	Ureter	3	100.0	-	-	-	-	-	-	-	-	-	-	3	100.0
C67	Bladder	71	97.3	1	1.4	1	1.4	-	-	-	-	-	-	73	100.0
C68	Uns.Urinary Organs	-	-	-	-	-	-	-	-	-	-	-	-	-	-
C69	Eye	6	100.0	-	-	-	-	-	-	-	-	-	-	6	100.0
C70-72	Brain, Nervous System	52	98.1	-	-	1	1.9	-	-	-	-	-	-	53	100.0
C73	Thyroid	23	76.7	1	3.3	6	20.0	-	-	-	-	-	-	30	100.0
C74	Adrenal Gland	9	100.0	-	-	-	-	-	-	-	-	-	-	9	100.0
C81	Hodgkins Disease	21	77.8	-	-	5	18.5	-	-	-	-	1	3.7	27	100.0
C82-85	NHL	86	76.1	1	0.9	21	18.6	-	-	1	0.9	4	3.5	113	100.0
C88	Malign.Imn.Prol D	-	-	-	-	-	-	-	-	1	100.0	-	-	1	100.0
C90	Multiple Myeloma	19	21.6	-	-	-	-	-	-	2	2.3	67	76.1	88	100.0
C91	Lymphoid Leuk.	12	24.5	-	-	-	-	-	-	32	65.3	5	10.2	49	100.0
C92-94	Myeloid Leukaemia	15	19.0	-	-	-	-	-	-	50	63.3	14	17.7	79	100.0
C95	Leukaemia Uns	2	66.7	-	-	-	-	-	-	1	33.3	-	-	3	100.0
C96	CMD, O&U LHM	6	10.7	-	-	-	-	-	-	39	69.6	11	19.6	56	100.0
O&U	Other and Uns	4	8.5	24	51.1	-	-	19	40.4	-	-	-	-	47	100.0
	All Sites	2044	82.4	75	3.0	74	3.0	61	2.5	126	5.1	102	4.1	2482	100.0

O & U : C26, C39, C48, C75, C76, C77, C78, C79, C80, C97

**NATIONAL CENTRE FOR DISEASE INFORMATICS AND RESEARCH
NATIONAL CANCER REGISTRY PROGRAMME**

(Indian Council of Medical Research)

Hospital Based Cancer Registry

524 HBCR - Malabar Cancer Centre, Kannur

Report Based on Year of Registration : 2019

TABLE 3(b): Number(#) and Proportion(%) of Cancers by Site (ICD-10) and Detailed Microscopic Diagnosis - Females

As on: 09/09/2021

ICD 10	Site	Histology of Primary		Histology of Secondary		Cytology of Primary		Cytology of Metastasis		Blood Film		Bone Marrow		Total	
		#	%	#	%	#	%	#	%	#	%	#	%	#	%
C00	Lip	10	100.0	-	-	-	-	-	-	-	-	-	-	10	100.0
C01-02	Tongue	58	96.7	-	-	-	-	2	3.3	-	-	-	-	60	100.0
C03-06	Mouth	90	100.0	-	-	-	-	-	-	-	-	-	-	90	100.0
C07-08	Salivary Gland	8	80.0	-	-	2	20.0	-	-	-	-	-	-	10	100.0
C09	Tonsil	-	-	-	-	-	-	-	-	-	-	-	-	-	-
C10	Oth. Oropharynx	4	100.0	-	-	-	-	-	-	-	-	-	-	4	100.0
C11	Nasopharynx	1	100.0	-	-	-	-	-	-	-	-	-	-	1	100.0
C12-13	Hypopharynx	19	100.0	-	-	-	-	-	-	-	-	-	-	19	100.0
C14	Pharynx Unspecified	-	-	-	-	-	-	-	-	-	-	-	-	-	-
C15	Oesophagus	46	97.9	1	2.1	-	-	-	-	-	-	-	-	47	100.0
C16	Stomach	56	96.6	1	1.7	-	-	1	1.7	-	-	-	-	58	100.0
C17	Small Intestine	9	100.0	-	-	-	-	-	-	-	-	-	-	9	100.0
C18	Colon	53	98.1	1	1.9	-	-	-	-	-	-	-	-	54	100.0
C19-20	Rectum	109	100.0	-	-	-	-	-	-	-	-	-	-	109	100.0
C21	Anus & Anal Canal	3	100.0	-	-	-	-	-	-	-	-	-	-	3	100.0
C22	Liver	11	68.8	2	12.5	1	6.2	2	12.5	-	-	-	-	16	100.0
C23-24	Gallbladder etc.	6	75.0	2	25.0	-	-	-	-	-	-	-	-	8	100.0
C25	Pancreas	14	58.3	6	25.0	3	12.5	1	4.2	-	-	-	-	24	100.0
C30-31	Nose, Sinuses etc.	6	85.7	-	-	1	14.3	-	-	-	-	-	-	7	100.0
C32	Larynx	3	100.0	-	-	-	-	-	-	-	-	-	-	3	100.0
C33-34	Lung etc.	61	81.3	10	13.3	1	1.3	3	4.0	-	-	-	-	75	100.0
C37-38	Other Thoracic Organs	2	66.7	1	33.3	-	-	-	-	-	-	-	-	3	100.0
C40-41	Bone	20	100.0	-	-	-	-	-	-	-	-	-	-	20	100.0
C43	Melanoma of Skin	29	90.6	-	-	1	3.1	2	6.2	-	-	-	-	32	100.0
C44	Other Skin	7	100.0	-	-	-	-	-	-	-	-	-	-	7	100.0
C45	Mesothelioma	-	-	-	-	-	-	-	-	-	-	-	-	-	-
C46	Kaposi Sarcoma	-	-	-	-	-	-	-	-	-	-	-	-	-	-
C47+C49	Conn. & Soft Tissue	23	95.8	1	4.2	-	-	-	-	-	-	-	-	24	100.0
C50	Breast	629	93.6	5	0.7	36	5.4	2	0.3	-	-	-	-	672	100.0
C51	Vulva	2	100.0	-	-	-	-	-	-	-	-	-	-	2	100.0
C52	Vagina	5	100.0	-	-	-	-	-	-	-	-	-	-	5	100.0
C53	Cervix Uteri	176	98.9	-	-	2	1.1	-	-	-	-	-	-	178	100.0
C54	Corpus Uteri	109	98.2	2	1.8	-	-	-	-	-	-	-	-	111	100.0
C55	Uterus Unspecified	4	100.0	-	-	-	-	-	-	-	-	-	-	4	100.0
C56	Ovary etc.	113	85.0	5	3.8	7	5.3	8	6.0	-	-	-	-	133	100.0
C57	Other Female Genital	3	50.0	-	-	2	33.3	1	16.7	-	-	-	-	6	100.0
C58	Placenta	-	-	-	-	-	-	-	-	-	-	-	-	-	-
C64	Kidney etc.	15	100.0	-	-	-	-	-	-	-	-	-	-	15	100.0
C65	Renal Pelvis	-	-	-	-	-	-	-	-	-	-	-	-	-	-
C66	Ureter	2	100.0	-	-	-	-	-	-	-	-	-	-	2	100.0
C67	Bladder	13	100.0	-	-	-	-	-	-	-	-	-	-	13	100.0
C68	Uns.Urinary Organs	-	-	-	-	-	-	-	-	-	-	-	-	-	-
C69	Eye	-	-	-	-	-	-	-	-	-	-	-	-	-	-
C70-72	Brain, Nervous System	40	100.0	-	-	-	-	-	-	-	-	-	-	40	100.0
C73	Thyroid	67	82.7	-	-	13	16.0	1	1.2	-	-	-	-	81	100.0
C74	Adrenal Gland	-	-	-	-	-	-	1	100.0	-	-	-	-	1	100.0
C81	Hodgkins Disease	8	61.5	-	-	5	38.5	-	-	-	-	-	-	13	100.0
C82-85	NHL	47	69.1	-	-	17	25.0	-	-	-	-	4	5.9	68	100.0
C88	Malig Imn.Prol D	-	-	-	-	-	-	-	-	-	-	-	-	-	-
C90	Multiple Myeloma	12	19.7	-	-	-	-	-	-	1	1.6	48	78.7	61	100.0
C91	Lymphoid Leuk.	7	29.2	-	-	-	-	-	-	13	54.2	4	16.7	24	100.0
C92-94	Myeloid Leukaemia	11	23.4	-	-	-	-	-	-	30	63.8	6	12.8	47	100.0
C95	Leukaemia Uns	1	50.0	-	-	-	-	-	-	1	50.0	-	-	2	100.0
C96	CMD, O&U LHM	2	9.5	-	-	-	-	-	-	9	42.9	10	47.6	21	100.0
O&U	Other and Uns	8	38.1	7	33.3	1	4.8	5	23.8	-	-	-	-	21	100.0
	All Sites	1922	86.9	44	2.0	92	4.2	29	1.3	54	2.4	72	3.3	2213	100.0

O & U : C26, C39, C48, C75, C76, C77, C78, C79, C80, C97

**NATIONAL CENTRE FOR DISEASE INFORMATICS AND RESEARCH
NATIONAL CANCER REGISTRY PROGRAMME**

(Indian Council of Medical Research)

**Hospital Based Cancer Registry
524 HBCR - Malabar Cancer Centre, Kannur**

Report Based on Year of Registration : 2019

TABLE 4(a): Number(#) and Proportion(%) of Cancers by Site (ICD-10) and Broad Treatment Groups - Males

As on: 09/09/2021

ICD 10	Site	Prior Tmt. Only		Prior & Tmt. at RI		Tmt. Only at RI		No Treatment		Total	
		#	%	#	%	#	%	#	%	#	%
C00	Lip	-	-	-	-	1	50.0	1	50.0	2	100.0
C01-02	Tongue	20	16.3	6	4.9	62	50.4	35	28.5	123	100.0
C03-06	Mouth	18	10.5	11	6.4	104	60.8	38	22.2	171	100.0
C07-08	Salivary Gland	1	12.5	4	50.0	1	12.5	2	25.0	8	100.0
C09	Tonsil	2	25.0	1	12.5	3	37.5	2	25.0	8	100.0
C10	Oth. Oropharynx	7	8.6	3	3.7	45	55.6	26	32.1	81	100.0
C11	Nasopharynx	1	11.1	1	11.1	5	55.6	2	22.2	9	100.0
C12-13	Hypopharynx	8	14.3	1	1.8	38	67.9	9	16.1	56	100.0
C14	Pharynx Unspecified	-	-	-	-	1	100.0	-	-	1	100.0
C15	Oesophagus	7	8.3	2	2.4	44	52.4	31	36.9	84	100.0
C16	Stomach	41	23.2	9	5.1	43	24.3	84	47.5	177	100.0
C17	Small Intestine	3	50.0	-	-	3	50.0	-	-	6	100.0
C18	Colon	24	30.8	9	11.5	18	23.1	27	34.6	78	100.0
C19-20	Rectum	26	21.0	17	13.7	52	41.9	29	23.4	124	100.0
C21	Anus & Anal Canal	-	-	-	-	6	85.7	1	14.3	7	100.0
C22	Liver	19	14.6	1	0.8	12	9.2	98	75.4	130	100.0
C23-24	Gallbladder etc.	8	50.0	2	12.5	1	6.2	5	31.2	16	100.0
C25	Pancreas	11	23.9	2	4.3	5	10.9	28	60.9	46	100.0
C30-31	Nose, Sinuses etc.	4	25.0	6	37.5	4	25.0	2	12.5	16	100.0
C32	Larynx	23	17.8	8	6.2	71	55.0	27	20.9	129	100.0
C33-34	Lung etc.	53	9.8	11	2.0	197	36.3	281	51.8	542	100.0
C37-38	Other Thoracic Organs	-	-	1	33.3	-	-	2	66.7	3	100.0
C40-41	Bone	3	13.6	7	31.8	8	36.4	4	18.2	22	100.0
C43	Melanoma of Skin	8	24.2	5	15.2	15	45.5	5	15.2	33	100.0
C44	Other Skin	2	25.0	1	12.5	3	37.5	2	25.0	8	100.0
C45	Mesothelioma	-	-	-	-	-	-	-	-	-	-
C46	Kaposi Sarcoma	-	-	-	-	-	-	-	-	-	-
C47+C49	Conn. & Soft Tissue	11	29.7	10	27.0	10	27.0	6	16.2	37	100.0
C50	Breast	1	16.7	1	16.7	4	66.7	-	-	6	100.0
C60	Penis	3	27.3	3	27.3	4	36.4	1	9.1	11	100.0
C61	Prostate	41	29.1	28	19.9	42	29.8	30	21.3	141	100.0
C62	Testis	2	18.2	2	18.2	5	45.5	2	18.2	11	100.0
C63	Other Male Genital	1	50.0	1	50.0	-	-	-	-	2	100.0
C64	Kidney etc.	13	32.5	5	12.5	7	17.5	15	37.5	40	100.0
C65	Renal Pelvis	-	-	1	33.3	-	-	2	66.7	3	100.0
C66	Ureter	2	66.7	1	33.3	-	-	-	-	3	100.0
C67	Bladder	40	50.0	21	26.2	7	8.8	12	15.0	80	100.0
C68	Uns. Urinary Organs	-	-	-	-	-	-	-	-	-	-
C69	Eye	-	-	2	33.3	1	16.7	3	50.0	6	100.0
C70-72	Brain, Nervous System	23	39.0	28	47.5	3	5.1	5	8.5	59	100.0
C73	Thyroid	9	30.0	1	3.3	13	43.3	7	23.3	30	100.0
C74	Adrenal Gland	5	50.0	1	10.0	1	10.0	3	30.0	10	100.0
C81	Hodgkins Disease	4	14.3	4	14.3	12	42.9	8	28.6	28	100.0
C82-85	NHL	16	13.9	7	6.1	55	47.8	37	32.2	115	100.0
C88	Malig Imm. Prol D	-	-	-	-	1	100.0	-	-	1	100.0
C90	Multiple Myeloma	11	12.2	12	13.3	35	38.9	32	35.6	90	100.0
C91	Lymphoid Leuk.	10	20.4	3	6.1	20	40.8	16	32.7	49	100.0
C92-94	Myeloid Leukaemia	12	15.2	5	6.3	33	41.8	29	36.7	79	100.0
C95	Leukaemia Uns	1	33.3	-	-	-	-	2	66.7	3	100.0
C96	CMD, O&U LHM	2	3.6	2	3.6	13	23.2	39	69.6	56	100.0
O&U	Other and Uns	5	7.7	-	-	10	15.4	50	76.9	65	100.0
	All Sites	501	17.9	246	8.8	1018	36.3	1040	37.1	2805	100.0

O & U : C26, C39, C48, C75, C76, C77, C78, C79, C80, C97

**NATIONAL CENTRE FOR DISEASE INFORMATICS AND RESEARCH
NATIONAL CANCER REGISTRY PROGRAMME**

(Indian Council of Medical Research)

Hospital Based Cancer Registry

524 HBCR - Malabar Cancer Centre, Kannur

Report Based on Year of Registration : 2019

TABLE 4(b): Number(#) and Proportion(%) of Cancers by Site (ICD-10) and Broad Treatment Groups - Females

As on: 09/09/2021

ICD 10	Site	Prior Tmt. Only		Prior & Tmt. at RI		Tmt. Only at RI		No Treatment		Total	
		#	%	#	%	#	%	#	%	#	%
C00	Lip	2	18.2	1	9.1	5	45.5	3	27.3	11	100.0
C01-02	Tongue	10	15.6	9	14.1	28	43.8	17	26.6	64	100.0
C03-06	Mouth	9	9.2	9	9.2	56	57.1	24	24.5	98	100.0
C07-08	Salivary Gland	4	40.0	3	30.0	3	30.0	-	-	10	100.0
C09	Tonsil	-	-	-	-	-	-	-	-	-	-
C10	Oth. Oropharynx	-	-	-	-	4	80.0	1	20.0	5	100.0
C11	Nasopharynx	1	100.0	-	-	-	-	-	-	1	100.0
C12-13	Hypopharynx	2	10.0	-	-	11	55.0	7	35.0	20	100.0
C14	Pharynx Unspecified	-	-	-	-	-	-	-	-	-	-
C15	Oesophagus	5	10.4	2	4.2	22	45.8	19	39.6	48	100.0
C16	Stomach	14	21.2	3	4.5	13	19.7	36	54.5	66	100.0
C17	Small Intestine	5	50.0	1	10.0	1	10.0	3	30.0	10	100.0
C18	Colon	17	28.8	7	11.9	19	32.2	16	27.1	59	100.0
C19-20	Rectum	15	13.2	13	11.4	51	44.7	35	30.7	114	100.0
C21	Anus & Anal Canal	-	-	-	-	2	66.7	1	33.3	3	100.0
C22	Liver	3	8.3	2	5.6	2	5.6	29	80.6	36	100.0
C23-24	Gallbladder etc.	4	26.7	-	-	2	13.3	9	60.0	15	100.0
C25	Pancreas	6	14.3	1	2.4	2	4.8	33	78.6	42	100.0
C30-31	Nose, Sinuses etc.	2	28.6	1	14.3	2	28.6	2	28.6	7	100.0
C32	Larynx	1	33.3	-	-	1	33.3	1	33.3	3	100.0
C33-34	Lung etc.	14	14.6	6	6.2	24	25.0	52	54.2	96	100.0
C37-38	Other Thoracic Organs	1	33.3	-	-	2	66.7	-	-	3	100.0
C40-41	Bone	7	35.0	1	5.0	8	40.0	4	20.0	20	100.0
C43	Melanoma of Skin	6	18.8	8	25.0	12	37.5	6	18.8	32	100.0
C44	Other Skin	4	57.1	2	28.6	1	14.3	-	-	7	100.0
C45	Mesothelioma	-	-	-	-	-	-	-	-	-	-
C46	Kaposi Sarcoma	-	-	-	-	-	-	-	-	-	-
C47+C49	Conn. & Soft Tissue	6	25.0	3	12.5	10	41.7	5	20.8	24	100.0
C50	Breast	100	14.3	128	18.3	362	51.9	108	15.5	698	100.0
C51	Vulva	-	-	1	50.0	1	50.0	-	-	2	100.0
C52	Vagina	-	-	2	33.3	2	33.3	2	33.3	6	100.0
C53	Cervix Uteri	32	17.4	56	30.4	72	39.1	24	13.0	184	100.0
C54	Corpus Uteri	26	23.2	41	36.6	35	31.2	10	8.9	112	100.0
C55	Uterus Unspecified	2	50.0	2	50.0	-	-	-	-	4	100.0
C56	Ovary etc.	41	26.1	42	26.8	45	28.7	29	18.5	157	100.0
C57	Other Female Genital	1	16.7	-	-	3	50.0	2	33.3	6	100.0
C58	Placenta	-	-	-	-	-	-	-	-	-	-
C64	Kidney etc.	4	23.5	-	-	9	52.9	4	23.5	17	100.0
C65	Renal Pelvis	-	-	-	-	-	-	-	-	-	-
C66	Ureter	1	33.3	1	33.3	-	-	1	33.3	3	100.0
C67	Bladder	7	53.8	2	15.4	1	7.7	3	23.1	13	100.0
C68	Uns. Urinary Organs	-	-	-	-	-	-	-	-	-	-
C69	Eye	-	-	-	-	-	-	-	-	-	-
C70-72	Brain, Nervous System	16	34.8	21	45.7	1	2.2	8	17.4	46	100.0
C73	Thyroid	36	43.4	7	8.4	25	30.1	15	18.1	83	100.0
C74	Adrenal Gland	-	-	-	-	-	-	1	100.0	1	100.0
C81	Hodgkins Disease	-	-	1	7.1	5	35.7	8	57.1	14	100.0
C82-85	NHL	9	12.7	10	14.1	35	49.3	17	23.9	71	100.0
C88	Malig Imn.Prol D	-	-	-	-	-	-	-	-	-	-
C90	Multiple Myeloma	6	9.5	10	15.9	23	36.5	24	38.1	63	100.0
C91	Lymphoid Leuk.	5	20.8	3	12.5	5	20.8	11	45.8	24	100.0
C92-94	Myeloid Leukaemia	1	2.1	8	17.0	18	38.3	20	42.6	47	100.0
C95	Leukaemia Uns	-	-	-	-	-	-	2	100.0	2	100.0
C96	CMD, O&U LHM	1	4.8	3	14.3	5	23.8	12	57.1	21	100.0
O&U	Other and Uns	5	14.7	1	2.9	7	20.6	21	61.8	34	100.0
	All Sites	431	17.9	411	17.1	935	38.9	625	26.0	2402	100.0

O & U : C26, C39, C48, C75, C76, C77, C78, C79, C80, C97

**NATIONAL CENTRE FOR DISEASE INFORMATICS AND RESEARCH
NATIONAL CANCER REGISTRY PROGRAMME**

(Indian Council of Medical Research)

**Hospital Based Cancer Registry
524 HBCR - Malabar Cancer Centre, Kannur**

Report Based on Year of Registration : 2019

TABLE 5(a): Number(#) and Proportion(%) of Cancers by Site (ICD-10) and Clinical Extent of Disease - Males
(Treatment Only at RI, No Treatment)

As on: 09/09/2021

ICD 10	Site	Localised		Regional		Distant		Others		Unknown		Total	
		#	%	#	%	#	%	#	%	#	%	#	%
C00	Lip	1	50.0	-	-	-	-	1	50.0	-	-	2	100.0
C01-02	Tongue	37	38.1	57	58.8	1	1.0	2	2.1	-	-	97	100.0
C03-06	Mouth	27	19.0	112	78.9	3	2.1	-	-	-	-	142	100.0
C07-08	Salivary Gland	-	-	1	33.3	2	66.7	-	-	-	-	3	100.0
C09	Tonsil	1	20.0	4	80.0	-	-	-	-	-	-	5	100.0
C10	Oth. Oropharynx	12	16.9	53	74.6	4	5.6	2	2.8	-	-	71	100.0
C11	Nasopharynx	1	14.3	5	71.4	1	14.3	-	-	-	-	7	100.0
C12-13	Hypopharynx	8	17.0	36	76.6	3	6.4	-	-	-	-	47	100.0
C14	Pharynx Unspecified	-	-	1	100.0	-	-	-	-	-	-	1	100.0
C15	Oesophagus	19	25.3	25	33.3	28	37.3	3	4.0	-	-	75	100.0
C16	Stomach	22	17.3	44	34.6	55	43.3	6	4.7	-	-	127	100.0
C17	Small Intestine	1	33.3	1	33.3	1	33.3	-	-	-	-	3	100.0
C18	Colon	11	24.4	12	26.7	20	44.4	2	4.4	-	-	45	100.0
C19-20	Rectum	14	17.3	31	38.3	34	42.0	2	2.5	-	-	81	100.0
C21	Anus & Anal Canal	3	42.9	2	28.6	2	28.6	-	-	-	-	7	100.0
C22	Liver	22	20.0	12	10.9	69	62.7	7	6.4	-	-	110	100.0
C23-24	Gallbladder etc.	1	16.7	1	16.7	4	66.7	-	-	-	-	6	100.0
C25	Pancreas	5	15.2	3	9.1	25	75.8	-	-	-	-	33	100.0
C30-31	Nose, Sinuses etc.	2	33.3	2	33.3	2	33.3	-	-	-	-	6	100.0
C32	Larynx	40	40.8	56	57.1	2	2.0	-	-	-	-	98	100.0
C33-34	Lung etc.	37	7.7	123	25.7	313	65.5	5	1.0	-	-	478	100.0
C37-38	Other Thoracic Organs	-	-	1	50.0	-	-	1	50.0	-	-	2	100.0
C40-41	Bone	5	41.7	2	16.7	4	33.3	1	8.3	-	-	12	100.0
C43	Melanoma of Skin	13	65.0	3	15.0	3	15.0	1	5.0	-	-	20	100.0
C44	Other Skin	3	60.0	-	-	2	40.0	-	-	-	-	5	100.0
C45	Mesothelioma	-	-	-	-	-	-	-	-	-	-	-	-
C46	Kaposi Sarcoma	-	-	-	-	-	-	-	-	-	-	-	-
C47+C49	Conn. & Soft Tissue	6	37.5	2	12.5	5	31.2	3	18.8	-	-	16	100.0
C50	Breast	1	25.0	3	75.0	-	-	-	-	-	-	4	100.0
C60	Penis	3	60.0	2	40.0	-	-	-	-	-	-	5	100.0
C61	Prostate	15	20.8	9	12.5	41	56.9	7	9.7	-	-	72	100.0
C62	Testis	4	57.1	2	28.6	1	14.3	-	-	-	-	7	100.0
C63	Other Male Genital	-	-	-	-	-	-	-	-	-	-	-	-
C64	Kidney etc.	4	18.2	-	-	16	72.7	2	9.1	-	-	22	100.0
C65	Renal Pelvis	-	-	1	50.0	1	50.0	-	-	-	-	2	100.0
C66	Ureter	-	-	-	-	-	-	-	-	-	-	-	-
C67	Bladder	6	31.6	7	36.8	5	26.3	1	5.3	-	-	19	100.0
C68	Uns. Urinary Organs	-	-	-	-	-	-	-	-	-	-	-	-
C69	Eye	1	25.0	1	25.0	1	25.0	1	25.0	-	-	4	100.0
C70-72	Brain, Nervous System	1	12.5	-	-	2	25.0	7	87.5	-	-	8	100.0
C73	Thyroid	11	55.0	7	35.0	2	10.0	-	-	-	-	20	100.0
C74	Adrenal Gland	-	-	-	-	4	100.0	-	-	-	-	4	100.0
C81	Hodgkins Disease	-	-	-	-	-	-	20	100.0	-	-	20	100.0
C82-85	NHL	3	3.3	4	4.3	1	1.1	84	91.3	-	-	92	100.0
C88	Malignant Proliferative Disorder	-	-	-	-	-	-	1	100.0	-	-	1	100.0
C90	Multiple Myeloma	-	-	1	1.5	-	-	66	98.5	-	-	67	100.0
C91	Lymphoid Leuk.	-	-	-	-	-	-	36	100.0	-	-	36	100.0
C92-94	Myeloid Leukaemia	-	-	-	-	-	-	62	100.0	-	-	62	100.0
C95	Leukaemia Uns	-	-	-	-	-	-	2	100.0	-	-	2	100.0
C96	CMD, O&U LHM	-	-	-	-	-	-	52	100.0	-	-	52	100.0
O&U	Other and Uns	2	3.3	5	8.3	32	53.3	21	35.0	-	-	60	100.0
	All Sites	342	16.6	631	30.7	687	33.4	398	19.3	-	-	2058	100.0

O & U : C26, C39, C48, C75, C76, C77, C78, C79, C80, C97

**NATIONAL CENTRE FOR DISEASE INFORMATICS AND RESEARCH
NATIONAL CANCER REGISTRY PROGRAMME**

(Indian Council of Medical Research)

Hospital Based Cancer Registry

524 HBCR - Malabar Cancer Centre, Kannur

Report Based on Year of Registration : 2019

TABLE 5(b): Number(#) and Proportion(%) of Cancers by Site (ICD-10) and Clinical Extent of Disease - Females

(Treatment Only at RI, No Treatment)

As on: 09/09/2021

ICD 10	Site	Localised		Regional		Distant		Others		Unknown		Total	
		#	%	#	%	#	%	#	%	#	%	#	%
C00	Lip	2	25.0	5	62.5	-	-	1	12.5	-	-	8	100.0
C01-02	Tongue	17	37.8	26	57.8	-	-	2	4.4	-	-	45	100.0
C03-06	Mouth	25	31.2	51	63.7	3	3.8	1	1.2	-	-	80	100.0
C07-08	Salivary Gland	3	100.0	-	-	-	-	-	-	-	-	3	100.0
C09	Tonsil	-	-	-	-	-	-	-	-	-	-	-	-
C10	Oth. Oropharynx	2	40.0	2	40.0	-	-	1	20.0	-	-	5	100.0
C11	Nasopharynx	-	-	-	-	-	-	-	-	-	-	-	-
C12-13	Hypopharynx	7	38.9	11	61.1	-	-	-	-	-	-	18	100.0
C14	Pharynx Unspecified	-	-	-	-	-	-	-	-	-	-	-	-
C15	Oesophagus	15	36.6	14	34.1	12	29.3	-	-	-	-	41	100.0
C16	Stomach	9	18.4	12	24.5	25	51.0	3	6.1	-	-	49	100.0
C17	Small Intestine	-	-	1	25.0	2	50.0	1	25.0	-	-	4	100.0
C18	Colon	10	28.6	7	20.0	16	45.7	2	5.7	-	-	35	100.0
C19-20	Rectum	26	30.2	39	45.3	17	19.8	4	4.7	-	-	86	100.0
C21	Anus & Anal Canal	2	66.7	-	-	1	33.3	-	-	-	-	3	100.0
C22	Liver	6	19.4	2	6.5	21	67.7	2	6.5	-	-	31	100.0
C23-24	Gallbladder etc.	2	18.2	-	-	7	63.6	2	18.2	-	-	11	100.0
C25	Pancreas	6	17.1	2	5.7	27	77.1	-	-	-	-	35	100.0
C30-31	Nose, Sinuses etc.	-	-	4	100.0	-	-	-	-	-	-	4	100.0
C32	Larynx	-	-	2	100.0	-	-	-	-	-	-	2	100.0
C33-34	Lung etc.	7	9.2	7	9.2	61	80.3	-	-	1	1.3	76	100.0
C37-38	Other Thoracic Organs	-	-	2	100.0	-	-	-	-	-	-	2	100.0
C40-41	Bone	6	50.0	-	-	3	25.0	3	25.0	-	-	12	100.0
C43	Melanoma of Skin	14	77.8	3	16.7	1	5.6	-	-	-	-	18	100.0
C44	Other Skin	1	100.0	-	-	-	-	-	-	-	-	1	100.0
C45	Mesothelioma	-	-	-	-	-	-	-	-	-	-	-	-
C46	Kaposi Sarcoma	-	-	-	-	-	-	-	-	-	-	-	-
C47+C49	Conn. & Soft Tissue	7	46.7	4	26.7	4	26.7	-	-	-	-	15	100.0
C50	Breast	111	23.6	289	61.5	67	14.3	3	0.6	-	-	470	100.0
C51	Vulva	-	-	1	100.0	-	-	-	-	-	-	1	100.0
C52	Vagina	2	50.0	-	-	1	25.0	1	25.0	-	-	4	100.0
C53	Cervix Uteri	57	59.4	31	32.3	6	6.2	2	2.1	-	-	96	100.0
C54	Corpus Uteri	27	60.0	8	17.8	7	15.6	3	6.7	-	-	45	100.0
C55	Uterus Unspecified	-	-	-	-	-	-	-	-	-	-	-	-
C56	Ovary etc.	19	25.7	9	12.2	44	59.5	2	2.7	-	-	74	100.0
C57	Other Female Genital	1	20.0	-	-	4	80.0	-	-	-	-	5	100.0
C58	Placenta	-	-	-	-	-	-	-	-	-	-	-	-
C64	Kidney etc.	9	69.2	1	7.7	3	23.1	-	-	-	-	13	100.0
C65	Renal Pelvis	-	-	-	-	-	-	-	-	-	-	-	-
C66	Ureter	-	-	-	-	1	100.0	-	-	-	-	1	100.0
C67	Bladder	3	75.0	1	25.0	-	-	-	-	-	-	4	100.0
C68	Uns.Urinary Organs	-	-	-	-	-	-	-	-	-	-	-	-
C69	Eye	-	-	-	-	-	-	-	-	-	-	-	-
C70-72	Brain, Nervous System	-	-	1	11.1	1	11.1	7	77.8	-	-	9	100.0
C73	Thyroid	22	55.0	12	30.0	5	12.5	1	2.5	-	-	40	100.0
C74	Adrenal Gland	-	-	-	-	1	100.0	-	-	-	-	1	100.0
C81	Hodgkins Disease	-	-	-	-	-	-	13	100.0	-	-	13	100.0
C82-85	NHL	1	1.9	1	1.9	1	1.9	49	94.2	-	-	52	100.0
C88	Malig Imn.Prol D	-	-	-	-	-	-	-	-	-	-	-	-
C90	Multiple Myeloma	-	-	-	-	-	-	47	100.0	-	-	47	100.0
C91	Lymphoid Leuk.	-	-	-	-	-	-	16	100.0	-	-	16	100.0
C92-94	Myeloid Leukaemia	-	-	-	-	-	-	38	100.0	-	-	38	100.0
C95	Leukaemia Uns	-	-	-	-	-	-	2	100.0	-	-	2	100.0
C96	CMD, O&U LHM	-	-	-	-	-	-	17	100.0	-	-	17	100.0
O&U	Other and Uns	-	-	2	7.1	12	42.9	14	50.0	-	-	28	100.0
	All Sites	419	26.9	550	35.3	353	22.6	237	15.2	1	0.1	1560	100.0

O & U : C26, C39, C48, C75, C76, C77, C78, C79, C80, C97

**NATIONAL CENTRE FOR DISEASE INFORMATICS AND RESEARCH
NATIONAL CANCER REGISTRY PROGRAMME**

(Indian Council of Medical Research)

**Hospital Based Cancer Registry
524 HBCR - Malabar Cancer Centre, Kannur**

Report Based on Year of Registration : 2019

TABLE 6(a): Number(#) and Proportion(%) of Cancers by Site (ICD-10) and Type of Treatment - Males
(Treatment Only at RI)

As on: 09/09/2021

ICD 10	Site	Surgery		R-Therapy		C-Therapy		S+R		S+C		R+C		S+R+C		Others		Unknown		Total		
		#	%	#	%	#	%	#	%	#	%	#	%	#	%	#	%	#	%	#	%	
C00	Lip	1	100.0	-	-	-	-	-	-	-	-	-	-	-	-	-	-	-	-	-	1	100.0
C01-02	Tongue	22	35.5	7	11.3	-	-	20	32.3	-	-	1	1.6	12	19.4	-	-	-	-	-	62	100.0
C03-06	Mouth	20	19.2	28	26.9	2	1.9	28	26.9	1	1.0	8	7.7	17	16.3	-	-	-	-	-	104	100.0
C07-08	Salivary Gland	-	-	1	100.0	-	-	-	-	-	-	-	-	-	-	-	-	-	-	-	1	100.0
C09	Tonsil	-	-	-	-	-	-	-	-	-	-	3	100.0	-	-	-	-	-	-	-	3	100.0
C10	Oth. Oropharynx	-	-	18	40.0	-	-	-	-	-	-	27	60.0	-	-	-	-	-	-	-	45	100.0
C11	Nasopharynx	-	-	3	60.0	-	-	-	-	-	-	2	40.0	-	-	-	-	-	-	-	5	100.0
C12-13	Hypopharynx	-	-	17	44.7	-	-	-	-	-	-	18	47.4	3	7.9	-	-	-	-	-	38	100.0
C14	Pharynx Unspecified	-	-	1	100.0	-	-	-	-	-	-	-	-	-	-	-	-	-	-	-	1	100.0
C15	Oesophagus	-	-	30	68.2	1	2.3	-	-	2	4.5	7	15.9	4	9.1	-	-	-	-	-	44	100.0
C16	Stomach	3	7.0	13	30.2	9	20.9	-	-	14	32.6	3	7.0	1	2.3	-	-	-	-	-	43	100.0
C17	Small Intestine	1	33.3	-	-	1	33.3	-	-	1	33.3	-	-	-	-	-	-	-	-	-	3	100.0
C18	Colon	7	38.9	-	-	3	16.7	-	-	7	38.9	1	5.6	-	-	-	-	-	-	-	18	100.0
C19-20	Rectum	6	11.5	13	25.0	1	1.9	3	5.8	2	3.8	11	21.2	16	30.8	-	-	-	-	-	52	100.0
C21	Anus & Anal Canal	-	-	3	50.0	-	-	-	-	-	-	2	33.3	1	16.7	-	-	-	-	-	6	100.0
C22	Liver	1	8.3	2	16.7	8	66.7	-	-	-	-	1	8.3	-	-	-	-	-	-	-	12	100.0
C23-24	Gallbladder etc.	-	-	-	-	1	100.0	-	-	-	-	-	-	-	-	-	-	-	-	-	1	100.0
C25	Pancreas	1	20.0	-	-	4	80.0	-	-	-	-	-	-	-	-	-	-	-	-	-	5	100.0
C30-31	Nose, Sinuses etc.	1	25.0	1	25.0	-	-	1	25.0	-	-	1	25.0	-	-	-	-	-	-	-	4	100.0
C32	Larynx	10	14.1	42	59.2	-	-	2	2.8	-	-	16	22.5	1	1.4	-	-	-	-	-	71	100.0
C33-34	Lung etc.	-	-	130	66.0	17	8.6	-	-	-	-	50	25.4	-	-	-	-	-	-	-	197	100.0
C37-38	Other Thoracic Organs	-	-	-	-	-	-	-	-	-	-	-	-	-	-	-	-	-	-	-	-	-
C40-41	Bone	2	25.0	1	12.5	1	12.5	-	-	1	12.5	3	37.5	-	-	-	-	-	-	-	8	100.0
C43	Melanoma of Skin	12	80.0	1	6.7	-	-	2	13.3	-	-	-	-	-	-	-	-	-	-	-	15	100.0
C44	Other Skin	3	100.0	-	-	-	-	-	-	-	-	-	-	-	-	-	-	-	-	-	3	100.0
C45	Mesothelioma	-	-	-	-	-	-	-	-	-	-	-	-	-	-	-	-	-	-	-	-	-
C46	Kaposi Sarcoma	-	-	-	-	-	-	-	-	-	-	-	-	-	-	-	-	-	-	-	-	-
C47+C49	Conn. & Soft Tissue	3	30.0	1	10.0	1	10.0	2	20.0	1	10.0	1	10.0	1	10.0	-	-	-	-	-	10	100.0
C50	Breast	-	-	-	-	-	-	-	-	-	-	-	-	-	-	4	100.0	-	-	-	4	100.0
C60	Penis	4	100.0	-	-	-	-	-	-	-	-	-	-	-	-	-	-	-	-	-	4	100.0
C61	Prostate	2	4.8	1	2.4	1	2.4	1	2.4	-	-	3	7.1	-	-	34	81.0	-	-	-	42	100.0
C62	Testis	-	-	-	-	-	-	-	-	4	80.0	-	-	1	20.0	-	-	-	-	-	5	100.0
C63	Other Male Genital	-	-	-	-	-	-	-	-	-	-	-	-	-	-	-	-	-	-	-	-	-
C64	Kidney etc.	2	28.6	2	28.6	-	-	-	-	-	-	2	28.6	1	14.3	-	-	-	-	-	7	100.0
C65	Renal Pelvis	-	-	-	-	-	-	-	-	-	-	-	-	-	-	-	-	-	-	-	-	-
C66	Ureter	-	-	-	-	-	-	-	-	-	-	-	-	-	-	-	-	-	-	-	-	-
C67	Bladder	3	42.9	3	42.9	-	-	-	-	1	14.3	-	-	-	-	-	-	-	-	-	7	100.0
C68	Uns. Urinary Organs	-	-	-	-	-	-	-	-	-	-	-	-	-	-	-	-	-	-	-	-	-
C69	Eye	-	-	1	100.0	-	-	-	-	-	-	-	-	-	-	-	-	-	-	-	1	100.0
C70-72	Brain, Nervous System	-	-	1	33.3	1	33.3	-	-	-	-	1	33.3	-	-	-	-	-	-	-	3	100.0
C73	Thyroid	10	76.9	3	23.1	-	-	-	-	-	-	-	-	-	-	-	-	-	-	-	13	100.0
C74	Adrenal Gland	-	-	1	100.0	-	-	-	-	-	-	-	-	-	-	-	-	-	-	-	1	100.0
C81	Hodgkins Disease	-	-	1	8.3	9	75.0	-	-	-	-	1	8.3	-	-	1	8.3	-	-	-	12	100.0
C82-85	NHL	1	1.8	6	10.9	45	81.8	-	-	-	-	3	5.5	-	-	-	-	-	-	-	55	100.0
C88	Malig Imn. Prol D	-	-	-	-	1	100.0	-	-	-	-	-	-	-	-	-	-	-	-	-	1	100.0
C90	Multiple Myeloma	-	-	5	14.3	25	71.4	1	2.9	-	-	4	11.4	-	-	-	-	-	-	-	35	100.0
C91	Lymphoid Leuk.	-	-	-	-	19	95.0	-	-	-	-	1	5.0	-	-	-	-	-	-	-	20	100.0
C92-94	Myeloid Leukaemia	-	-	-	-	32	97.0	-	-	-	-	1	3.0	-	-	-	-	-	-	-	33	100.0
C95	Leukaemia Uns	-	-	-	-	-	-	-	-	-	-	-	-	-	-	-	-	-	-	-	-	-
C96	CMD, O&U LHM	-	-	-	-	13	100.0	-	-	-	-	-	-	-	-	-	-	-	-	-	13	100.0
O&U	Other and Uns	1	10.0	6	60.0	1	10.0	-	-	-	-	2	20.0	-	-	-	-	-	-	-	10	100.0
	All Sites	116	11.4	342	33.6	196	19.3	60	5.9	34	3.3	173	17.0	58	5.7	39	3.8	-	-	-	1018	100.0

**NATIONAL CENTRE FOR DISEASE INFORMATICS AND RESEARCH
NATIONAL CANCER REGISTRY PROGRAMME**

(Indian Council of Medical Research)

Hospital Based Cancer Registry

524 HBCR - Malabar Cancer Centre, Kannur

Report Based on Year of Registration : 2019

TABLE 6(b): Number(#) and Proportion(%) of Cancers by Site (ICD-10) and Type of Treatment - Females

(Treatment Only at RI)

As on: 09/09/2021

ICD 10	Site	Surgery		R-Therapy		C-Therapy		S+R		S+C		R+C		S+R+C		Others		Unknown		Total		
		#	%	#	%	#	%	#	%	#	%	#	%	#	%	#	%	#	%	#	%	
C00	Lip	2	40.0	1	20.0	-	-	1	20.0	-	-	1	20.0	-	-	-	-	-	-	-	5	100.0
C01-02	Tongue	7	25.0	9	32.1	2	7.1	5	17.9	-	-	-	-	5	17.9	-	-	-	-	-	28	100.0
C03-06	Mouth	17	30.4	16	28.6	1	1.8	12	21.4	-	-	3	5.4	7	12.5	-	-	-	-	-	56	100.0
C07-08	Salivary Gland	2	66.7	1	33.3	-	-	-	-	-	-	-	-	-	-	-	-	-	-	-	3	100.0
C09	Tonsil	-	-	-	-	-	-	-	-	-	-	-	-	-	-	-	-	-	-	-	-	-
C10	Oth. Oropharynx	-	-	3	75.0	-	-	-	-	-	-	1	25.0	-	-	-	-	-	-	-	4	100.0
C11	Nasopharynx	-	-	-	-	-	-	-	-	-	-	-	-	-	-	-	-	-	-	-	-	-
C12-13	Hypopharynx	-	-	9	81.8	-	-	1	9.1	-	-	1	9.1	-	-	-	-	-	-	-	11	100.0
C14	Pharynx Unspecified	-	-	-	-	-	-	-	-	-	-	-	-	-	-	-	-	-	-	-	-	-
C15	Oesophagus	-	-	16	72.7	-	-	-	-	2	9.1	2	9.1	2	9.1	-	-	-	-	-	22	100.0
C16	Stomach	2	15.4	2	15.4	2	15.4	-	-	6	46.2	-	-	1	7.7	-	-	-	-	-	13	100.0
C17	Small Intestine	1	100.0	-	-	-	-	-	-	-	-	-	-	-	-	-	-	-	-	-	1	100.0
C18	Colon	9	47.4	1	5.3	3	15.8	-	-	6	31.6	-	-	-	-	-	-	-	-	-	19	100.0
C19-20	Rectum	7	13.7	9	17.6	1	2.0	3	5.9	2	3.9	6	11.8	23	45.1	-	-	-	-	-	51	100.0
C21	Anus & Anal Canal	-	-	-	-	-	-	1	50.0	-	-	1	50.0	-	-	-	-	-	-	-	2	100.0
C22	Liver	-	-	1	50.0	-	-	-	-	1	50.0	-	-	-	-	-	-	-	-	-	2	100.0
C23-24	Gallbladder etc.	-	-	-	-	1	50.0	-	-	1	50.0	-	-	-	-	-	-	-	-	-	2	100.0
C25	Pancreas	-	-	-	-	2	100.0	-	-	-	-	-	-	-	-	-	-	-	-	-	2	100.0
C30-31	Nose, Sinuses etc.	-	-	2	100.0	-	-	-	-	-	-	-	-	-	-	-	-	-	-	-	2	100.0
C32	Larynx	-	-	-	-	-	-	-	-	-	-	1	100.0	-	-	-	-	-	-	-	1	100.0
C33-34	Lung etc.	-	-	10	41.7	6	25.0	-	-	-	-	8	33.3	-	-	-	-	-	-	-	24	100.0
C37-38	Other Thoracic Organs	-	-	-	-	1	50.0	-	-	-	-	1	50.0	-	-	-	-	-	-	-	2	100.0
C40-41	Bone	4	50.0	-	-	-	-	-	-	2	25.0	1	12.5	1	12.5	-	-	-	-	-	8	100.0
C43	Melanoma of Skin	9	75.0	3	25.0	-	-	-	-	-	-	-	-	-	-	-	-	-	-	-	12	100.0
C44	Other Skin	1	100.0	-	-	-	-	-	-	-	-	-	-	-	-	-	-	-	-	-	1	100.0
C45	Mesothelioma	-	-	-	-	-	-	-	-	-	-	-	-	-	-	-	-	-	-	-	-	-
C46	Kaposi Sarcoma	-	-	-	-	-	-	-	-	-	-	-	-	-	-	-	-	-	-	-	-	-
C47+C49	Conn. & Soft Tissue	2	20.0	3	30.0	1	10.0	1	10.0	-	-	1	10.0	2	20.0	-	-	-	-	-	10	100.0
C50	Breast	12	3.3	4	1.1	12	3.3	5	1.4	11	3.0	8	2.2	39	10.8	271	74.9	-	-	-	362	100.0
C51	Vulva	1	100.0	-	-	-	-	-	-	-	-	-	-	-	-	-	-	-	-	-	1	100.0
C52	Vagina	-	-	1	50.0	-	-	-	-	-	-	1	50.0	-	-	-	-	-	-	-	2	100.0
C53	Cervix Uteri	7	9.7	13	18.1	1	1.4	3	4.2	-	-	48	66.7	-	-	-	-	-	-	-	72	100.0
C54	Corpus Uteri	8	22.9	2	5.7	2	5.7	8	22.9	1	2.9	4	11.4	10	28.6	-	-	-	-	-	35	100.0
C55	Uterus Unspecified	-	-	-	-	-	-	-	-	-	-	-	-	-	-	-	-	-	-	-	-	-
C56	Ovary etc.	6	13.3	-	-	13	28.9	-	-	23	51.1	-	-	2	4.4	1	2.2	-	-	-	45	100.0
C57	Other Female Genital	-	-	-	-	-	-	-	-	3	100.0	-	-	-	-	-	-	-	-	-	3	100.0
C58	Placenta	-	-	-	-	-	-	-	-	-	-	-	-	-	-	-	-	-	-	-	-	-
C64	Kidney etc.	7	77.8	1	11.1	-	-	-	-	1	11.1	-	-	-	-	-	-	-	-	-	9	100.0
C65	Renal Pelvis	-	-	-	-	-	-	-	-	-	-	-	-	-	-	-	-	-	-	-	-	-
C66	Ureter	-	-	-	-	-	-	-	-	-	-	-	-	-	-	-	-	-	-	-	-	-
C67	Bladder	-	-	-	-	-	-	-	-	-	-	1	100.0	-	-	-	-	-	-	-	1	100.0
C68	Uns. Urinary Organs	-	-	-	-	-	-	-	-	-	-	-	-	-	-	-	-	-	-	-	-	-
C69	Eye	-	-	-	-	-	-	-	-	-	-	-	-	-	-	-	-	-	-	-	-	-
C70-72	Brain, Nervous System	-	-	1	100.0	-	-	-	-	-	-	-	-	-	-	-	-	-	-	-	1	100.0
C73	Thyroid	20	80.0	2	8.0	-	-	2	8.0	-	-	-	-	-	-	1	4.0	-	-	-	25	100.0
C74	Adrenal Gland	-	-	-	-	-	-	-	-	-	-	-	-	-	-	-	-	-	-	-	-	-
C81	Hodgkins Disease	-	-	1	20.0	3	60.0	-	-	-	-	1	20.0	-	-	-	-	-	-	-	5	100.0
C82-85	NHL	-	-	3	8.6	26	74.3	1	2.9	1	2.9	3	8.6	1	2.9	-	-	-	-	-	35	100.0
C88	Malign. Prol. D	-	-	-	-	-	-	-	-	-	-	-	-	-	-	-	-	-	-	-	-	-
C90	Multiple Myeloma	-	-	1	4.3	20	87.0	-	-	-	-	2	8.7	-	-	-	-	-	-	-	23	100.0
C91	Lymphoid Leuk.	-	-	-	-	4	80.0	-	-	-	-	1	20.0	-	-	-	-	-	-	-	5	100.0
C92-94	Myeloid Leukaemia	-	-	-	-	18	100.0	-	-	-	-	-	-	-	-	-	-	-	-	-	18	100.0
C95	Leukaemia Uns	-	-	-	-	-	-	-	-	-	-	-	-	-	-	-	-	-	-	-	-	-
C96	CMD, O&U LHM	-	-	-	-	5	100.0	-	-	-	-	-	-	-	-	-	-	-	-	-	5	100.0
O&U	Other and Uns	-	-	2	28.6	2	28.6	2	28.6	-	-	1	14.3	-	-	-	-	-	-	-	7	100.0
	All Sites	124	13.3	117	12.5	126	13.5	45	4.8	60	6.4	97	10.4	93	9.9	273	29.2	-	-	-	935	100.0

**NATIONAL CENTRE FOR DISEASE INFORMATICS AND RESEARCH
NATIONAL CANCER REGISTRY PROGRAMME**

(Indian Council of Medical Research)

**Hospital Based Cancer Registry
524 HBCR - Malabar Cancer Centre, Kannur**

Report Based on Year of Registration : 2019

TABLE 7(a): Number(#) and Proportion(%) of Cancers by Site (ICD-10) and Any Specific Treatment - Males

(Treatment Only at RI)

As on: 09/09/2021

ICD 10	Site	Any S		Any R		Any C		Any H		Others		Unknown		Total	
		#	%	#	%	#	%	#	%	#	%	#	%	#	%
C00	Lip	1	100.0	-	-	-	-	-	-	-	-	-	-	1	100.0
C01-02	Tongue	54	50.5	40	37.4	13	12.1	-	-	-	-	-	-	107	100.0
C03-06	Mouth	66	37.7	81	46.3	28	16.0	-	-	-	-	-	-	175	100.0
C07-08	Salivary Gland	-	-	1	100.0	-	-	-	-	-	-	-	-	1	100.0
C09	Tonsil	-	-	3	50.0	3	50.0	-	-	-	-	-	-	6	100.0
C10	Oth. Oropharynx	-	-	45	62.5	27	37.5	-	-	-	-	-	-	72	100.0
C11	Nasopharynx	-	-	5	71.4	2	28.6	-	-	-	-	-	-	7	100.0
C12-13	Hypopharynx	3	4.8	38	61.3	21	33.9	-	-	-	-	-	-	62	100.0
C14	Pharynx Unspecified	-	-	1	100.0	-	-	-	-	-	-	-	-	1	100.0
C15	Oesophagus	6	9.8	41	67.2	14	23.0	-	-	-	-	-	-	61	100.0
C16	Stomach	18	29.0	17	27.4	27	43.5	-	-	-	-	-	-	62	100.0
C17	Small Intestine	2	50.0	-	-	2	50.0	-	-	-	-	-	-	4	100.0
C18	Colon	14	53.8	1	3.8	11	42.3	-	-	-	-	-	-	26	100.0
C19-20	Rectum	27	27.0	43	43.0	30	30.0	-	-	-	-	-	-	100	100.0
C21	Anus & Anal Canal	1	10.0	6	60.0	3	30.0	-	-	-	-	-	-	10	100.0
C22	Liver	1	7.7	3	23.1	9	69.2	-	-	-	-	-	-	13	100.0
C23-24	Gallbladder etc.	-	-	-	-	1	100.0	-	-	-	-	-	-	1	100.0
C25	Pancreas	1	20.0	-	-	4	80.0	-	-	-	-	-	-	5	100.0
C30-31	Nose, Sinuses etc.	2	33.3	3	50.0	1	16.7	-	-	-	-	-	-	6	100.0
C32	Larynx	13	14.3	61	67.0	17	18.7	-	-	-	-	-	-	91	100.0
C33-34	Lung etc.	-	-	180	72.9	67	27.1	-	-	-	-	-	-	247	100.0
C37-38	Other Thoracic Organs	-	-	-	-	-	-	-	-	-	-	-	-	-	-
C40-41	Bone	3	25.0	4	33.3	5	41.7	-	-	-	-	-	-	12	100.0
C43	Melanoma of Skin	14	82.4	3	17.6	-	-	-	-	-	-	-	-	17	100.0
C44	Other Skin	3	100.0	-	-	-	-	-	-	-	-	-	-	3	100.0
C45	Mesothelioma	-	-	-	-	-	-	-	-	-	-	-	-	-	-
C46	Kaposi Sarcoma	-	-	-	-	-	-	-	-	-	-	-	-	-	-
C47+C49	Conn. & Soft Tissue	7	43.8	5	31.2	4	25.0	-	-	-	-	-	-	16	100.0
C50	Breast	3	25.0	2	16.7	3	25.0	4	33.3	-	-	-	-	12	100.0
C60	Penis	4	100.0	-	-	-	-	-	-	-	-	-	-	4	100.0
C61	Prostate	3	4.5	17	25.4	13	19.4	34	50.7	-	-	-	-	67	100.0
C62	Testis	5	45.5	1	9.1	5	45.5	-	-	-	-	-	-	11	100.0
C63	Other Male Genital	-	-	-	-	-	-	-	-	-	-	-	-	-	-
C64	Kidney etc.	3	27.3	5	45.5	3	27.3	-	-	-	-	-	-	11	100.0
C65	Renal Pelvis	-	-	-	-	-	-	-	-	-	-	-	-	-	-
C66	Ureter	-	-	-	-	-	-	-	-	-	-	-	-	-	-
C67	Bladder	4	50.0	3	37.5	1	12.5	-	-	-	-	-	-	8	100.0
C68	Uns.Urinary Organs	-	-	-	-	-	-	-	-	-	-	-	-	-	-
C69	Eye	-	-	1	100.0	-	-	-	-	-	-	-	-	1	100.0
C70-72	Brain, Nervous System	-	-	2	50.0	2	50.0	-	-	-	-	-	-	4	100.0
C73	Thyroid	10	76.9	3	23.1	-	-	-	-	-	-	-	-	13	100.0
C74	Adrenal Gland	-	-	1	100.0	-	-	-	-	-	-	-	-	1	100.0
C81	Hodgkins Disease	1	6.7	2	13.3	11	73.3	1	6.7	-	-	-	-	15	100.0
C82-85	NHL	1	1.7	9	15.5	48	82.8	-	-	-	-	-	-	58	100.0
C88	Malig Imn.Prol D	-	-	-	-	1	100.0	-	-	-	-	-	-	1	100.0
C90	Multiple Myeloma	1	2.5	10	25.0	29	72.5	-	-	-	-	-	-	40	100.0
C91	Lymphoid Leuk.	-	-	1	4.8	20	95.2	-	-	-	-	-	-	21	100.0
C92-94	Myeloid Leukaemia	-	-	1	2.9	33	97.1	-	-	-	-	-	-	34	100.0
C95	Leukaemia Uns	-	-	-	-	-	-	-	-	-	-	-	-	-	-
C96	CMD, O&U LHM	-	-	-	-	13	100.0	-	-	-	-	-	-	13	100.0
O&U	Other and Uns	1	8.3	8	66.7	3	25.0	-	-	-	-	-	-	12	100.0
	All Sites	272	19.0	647	45.2	474	33.1	39	2.7	-	-	-	-	1432	100.0

O & U : C26, C39, C48, C75, C76, C77, C78, C79, C80, C97

**NATIONAL CENTRE FOR DISEASE INFORMATICS AND RESEARCH
NATIONAL CANCER REGISTRY PROGRAMME**

(Indian Council of Medical Research)

Hospital Based Cancer Registry

524 HBCR - Malabar Cancer Centre, Kannur

Report Based on Year of Registration : 2019

TABLE 7(b): Number(#) and Proportion(%) of Cancers by Site (ICD-10) and Any Specific Treatment - Females

(Treatment Only at RI)

As on: 09/09/2021

ICD 10	Site	Any S		Any R		Any C		Any H		Others		Unknown		Total	
		#	%	#	%	#	%	#	%	#	%	#	%	#	%
C00	Lip	3	42.9	3	42.9	1	14.3	-	-	-	-	-	-	7	100.0
C01-02	Tongue	17	39.5	19	44.2	7	16.3	-	-	-	-	-	-	43	100.0
C03-06	Mouth	36	42.4	38	44.7	11	12.9	-	-	-	-	-	-	85	100.0
C07-08	Salivary Gland	2	66.7	1	33.3	-	-	-	-	-	-	-	-	3	100.0
C09	Tonsil	-	-	-	-	-	-	-	-	-	-	-	-	-	-
C10	Oth. Oropharynx	-	-	4	80.0	1	20.0	-	-	-	-	-	-	5	100.0
C11	Nasopharynx	-	-	-	-	-	-	-	-	-	-	-	-	-	-
C12-13	Hypopharynx	1	7.7	11	84.6	1	7.7	-	-	-	-	-	-	13	100.0
C14	Pharynx Unspecified	-	-	-	-	-	-	-	-	-	-	-	-	-	-
C15	Oesophagus	4	13.3	20	66.7	6	20.0	-	-	-	-	-	-	30	100.0
C16	Stomach	9	42.9	3	14.3	9	42.9	-	-	-	-	-	-	21	100.0
C17	Small Intestine	1	100.0	-	-	-	-	-	-	-	-	-	-	1	100.0
C18	Colon	15	60.0	1	4.0	9	36.0	-	-	-	-	-	-	25	100.0
C19-20	Rectum	35	32.4	41	38.0	32	29.6	-	-	-	-	-	-	108	100.0
C21	Anus & Anal Canal	1	25.0	2	50.0	1	25.0	-	-	-	-	-	-	4	100.0
C22	Liver	1	33.3	1	33.3	1	33.3	-	-	-	-	-	-	3	100.0
C23-24	Gallbladder etc.	1	33.3	-	-	2	66.7	-	-	-	-	-	-	3	100.0
C25	Pancreas	-	-	-	-	2	100.0	-	-	-	-	-	-	2	100.0
C30-31	Nose, Sinuses etc.	-	-	2	100.0	-	-	-	-	-	-	-	-	2	100.0
C32	Larynx	-	-	1	50.0	1	50.0	-	-	-	-	-	-	2	100.0
C33-34	Lung etc.	-	-	18	56.2	14	43.8	-	-	-	-	-	-	32	100.0
C37-38	Other Thoracic Organs	-	-	1	33.3	2	66.7	-	-	-	-	-	-	3	100.0
C40-41	Bone	7	53.8	2	15.4	4	30.8	-	-	-	-	-	-	13	100.0
C43	Melanoma of Skin	9	75.0	3	25.0	-	-	-	-	-	-	-	-	12	100.0
C44	Other Skin	1	100.0	-	-	-	-	-	-	-	-	-	-	1	100.0
C45	Mesothelioma	-	-	-	-	-	-	-	-	-	-	-	-	-	-
C46	Kaposi Sarcoma	-	-	-	-	-	-	-	-	-	-	-	-	-	-
C47+C49	Conn. & Soft Tissue	5	31.2	7	43.8	4	25.0	-	-	-	-	-	-	16	100.0
C50	Breast	290	27.2	243	22.8	263	24.6	271	25.4	-	-	-	-	1067	100.0
C51	Vulva	1	100.0	-	-	-	-	-	-	-	-	-	-	1	100.0
C52	Vagina	-	-	2	66.7	1	33.3	-	-	-	-	-	-	3	100.0
C53	Cervix Uteri	10	8.1	64	52.0	49	39.8	-	-	-	-	-	-	123	100.0
C54	Corpus Uteri	27	39.7	24	35.3	17	25.0	-	-	-	-	-	-	68	100.0
C55	Uterus Unspecified	-	-	-	-	-	-	-	-	-	-	-	-	-	-
C56	Ovary etc.	32	43.2	2	2.7	39	52.7	1	1.4	-	-	-	-	74	100.0
C57	Other Female Genital	3	50.0	-	-	3	50.0	-	-	-	-	-	-	6	100.0
C58	Placenta	-	-	-	-	-	-	-	-	-	-	-	-	-	-
C64	Kidney etc.	8	80.0	1	10.0	1	10.0	-	-	-	-	-	-	10	100.0
C65	Renal Pelvis	-	-	-	-	-	-	-	-	-	-	-	-	-	-
C66	Ureter	-	-	-	-	-	-	-	-	-	-	-	-	-	-
C67	Bladder	-	-	1	50.0	1	50.0	-	-	-	-	-	-	2	100.0
C68	Uns. Urinary Organs	-	-	-	-	-	-	-	-	-	-	-	-	-	-
C69	Eye	-	-	-	-	-	-	-	-	-	-	-	-	-	-
C70-72	Brain, Nervous System	-	-	1	100.0	-	-	-	-	-	-	-	-	1	100.0
C73	Thyroid	23	82.1	4	14.3	-	-	1	3.6	-	-	-	-	28	100.0
C74	Adrenal Gland	-	-	-	-	-	-	-	-	-	-	-	-	-	-
C81	Hodgkins Disease	-	-	2	33.3	4	66.7	-	-	-	-	-	-	6	100.0
C82-85	NHL	3	7.1	8	19.0	31	73.8	-	-	-	-	-	-	42	100.0
C88	Malig Imn. Prol D	-	-	-	-	-	-	-	-	-	-	-	-	-	-
C90	Multiple Myeloma	-	-	3	12.0	22	88.0	-	-	-	-	-	-	25	100.0
C91	Lymphoid Leuk.	-	-	1	16.7	5	83.3	-	-	-	-	-	-	6	100.0
C92-94	Myeloid Leukaemia	-	-	-	-	18	100.0	-	-	-	-	-	-	18	100.0
C95	Leukaemia Uns	-	-	-	-	-	-	-	-	-	-	-	-	-	-
C96	CMD, O&U LHM	-	-	-	-	5	100.0	-	-	-	-	-	-	5	100.0
O&U	Other and Uns	2	20.0	5	50.0	3	30.0	-	-	-	-	-	-	10	100.0
	All Sites	547	28.4	539	27.9	570	29.5	273	14.2	-	-	-	-	1929	100.0

O & U : C26, C39, C48, C75, C76, C77, C78, C79, C80, C97

**NATIONAL CENTRE FOR DISEASE INFORMATICS AND RESEARCH
NATIONAL CANCER REGISTRY PROGRAMME**

(Indian Council of Medical Research)

Hospital Based Cancer Registry

524 HBCR - Malabar Cancer Centre, Kannur

Report Based on Year of Registration : 2019

TABLE 8(a): Number(#) and Proportion(%) of Cancers by Site (ICD-10) and Treatment Status at Reporting Institution (Excluding the Cancers Previously Treated) - Males

As on: 09/09/2021

ICD 10	Site	Received		Not Received		Not Accepted		Incomplete		Unknown		Total	
		#	%	#	%	#	%	#	%	#	%	#	%
C00	Lip	1	50.0	1	50.0	-	-	-	-	-	-	2	100.0
C01-02	Tongue	62	63.9	17	17.5	14	14.4	4	4.1	-	-	97	100.0
C03-06	Mouth	104	73.2	21	14.8	13	9.2	4	2.8	-	-	142	100.0
C07-08	Salivary Gland	1	33.3	2	66.7	-	-	-	-	-	-	3	100.0
C09	Tonsil	3	60.0	-	-	2	40.0	-	-	-	-	5	100.0
C10	Oth. Oropharynx	45	63.4	11	15.5	11	15.5	4	5.6	-	-	71	100.0
C11	Nasopharynx	5	71.4	1	14.3	1	14.3	-	-	-	-	7	100.0
C12-13	Hypopharynx	38	80.9	4	8.5	5	10.6	-	-	-	-	47	100.0
C14	Pharynx Unspecified	1	100.0	-	-	-	-	-	-	-	-	1	100.0
C15	Oesophagus	44	58.7	17	22.7	11	14.7	3	4.0	-	-	75	100.0
C16	Stomach	43	33.9	60	47.2	19	15.0	5	3.9	-	-	127	100.0
C17	Small Intestine	3	100.0	-	-	-	-	-	-	-	-	3	100.0
C18	Colon	18	40.0	26	57.8	1	2.2	-	-	-	-	45	100.0
C19-20	Rectum	52	64.2	16	19.8	12	14.8	1	1.2	-	-	81	100.0
C21	Anus & Anal Canal	6	85.7	-	-	1	14.3	-	-	-	-	7	100.0
C22	Liver	12	10.9	81	73.6	9	8.2	8	7.3	-	-	110	100.0
C23-24	Gallbladder etc.	1	16.7	5	83.3	-	-	-	-	-	-	6	100.0
C25	Pancreas	5	15.2	22	66.7	5	15.2	1	3.0	-	-	33	100.0
C30-31	Nose, Sinuses etc.	4	66.7	2	33.3	-	-	-	-	-	-	6	100.0
C32	Larynx	71	72.4	15	15.3	10	10.2	2	2.0	-	-	98	100.0
C33-34	Lung etc.	197	41.2	167	34.9	101	21.1	13	2.7	-	-	478	100.0
C37-38	Other Thoracic Organs	-	-	2	100.0	-	-	-	-	-	-	2	100.0
C40-41	Bone	8	66.7	3	25.0	1	8.3	-	-	-	-	12	100.0
C43	Melanoma of Skin	15	75.0	3	15.0	2	10.0	-	-	-	-	20	100.0
C44	Other Skin	3	60.0	1	20.0	1	20.0	-	-	-	-	5	100.0
C45	Mesothelioma	-	-	-	-	-	-	-	-	-	-	-	-
C46	Kaposi Sarcoma	-	-	-	-	-	-	-	-	-	-	-	-
C47+C49	Conn. & Soft Tissue	10	62.5	5	31.2	1	6.2	-	-	-	-	16	100.0
C50	Breast	4	100.0	-	-	-	-	-	-	-	-	4	100.0
C60	Penis	4	80.0	1	20.0	-	-	-	-	-	-	5	100.0
C61	Prostate	42	58.3	20	27.8	8	11.1	2	2.8	-	-	72	100.0
C62	Testis	5	71.4	1	14.3	1	14.3	-	-	-	-	7	100.0
C63	Other Male Genital	-	-	-	-	-	-	-	-	-	-	-	-
C64	Kidney etc.	7	31.8	13	59.1	2	9.1	-	-	-	-	22	100.0
C65	Renal Pelvis	-	-	2	100.0	-	-	-	-	-	-	2	100.0
C66	Ureter	-	-	-	-	-	-	-	-	-	-	-	-
C67	Bladder	7	36.8	8	42.1	4	21.1	-	-	-	-	19	100.0
C68	Uns. Urinary Organs	-	-	-	-	-	-	-	-	-	-	-	-
C69	Eye	1	25.0	3	75.0	-	-	-	-	-	-	4	100.0
C70-72	Brain, Nervous System	3	37.5	5	62.5	-	-	-	-	-	-	8	100.0
C73	Thyroid	13	65.0	7	35.0	-	-	-	-	-	-	20	100.0
C74	Adrenal Gland	1	25.0	2	50.0	1	25.0	-	-	-	-	4	100.0
C81	Hodgkins Disease	12	60.0	5	25.0	-	-	3	15.0	-	-	20	100.0
C82-85	NHL	55	59.8	29	31.5	1	1.1	7	7.6	-	-	92	100.0
C88	Malig Imn.Prol D	1	100.0	-	-	-	-	-	-	-	-	1	100.0
C90	Multiple Myeloma	35	52.2	22	32.8	2	3.0	8	11.9	-	-	67	100.0
C91	Lymphoid Leuk.	20	55.6	11	30.6	1	2.8	4	11.1	-	-	36	100.0
C92-94	Myeloid Leukaemia	33	53.2	20	32.3	1	1.6	8	12.9	-	-	62	100.0
C95	Leukaemia Uns	-	-	2	100.0	-	-	-	-	-	-	2	100.0
C96	CMD, O&U LHM	13	25.0	35	67.3	1	1.9	3	5.8	-	-	52	100.0
O&U	Other and Uns	10	16.7	41	68.3	9	15.0	-	-	-	-	60	100.0
	All Sites	1018	49.5	709	34.5	251	12.2	80	3.9	-	-	2058	100.0

O & U : C26, C39, C48, C75, C76, C77, C78, C79, C80, C97

**NATIONAL CENTRE FOR DISEASE INFORMATICS AND RESEARCH
NATIONAL CANCER REGISTRY PROGRAMME**

(Indian Council of Medical Research)

Hospital Based Cancer Registry

524 HBCR - Malabar Cancer Centre, Kannur

Report Based on Year of Registration : 2019

TABLE 8(b): Number(#) and Proportion(%) of Cancers by Site (ICD-10) and Treatment Status at Reporting Institution (Excluding the Cancers Previously Treated) - Females

As on: 09/09/2021

ICD 10	Site	Received		Not Received		Not Accepted		Incomplete		Unknown		Total	
		#	%	#	%	#	%	#	%	#	%	#	%
C00	Lip	5	62.5	1	12.5	2	25.0	-	-	-	-	8	100.0
C01-02	Tongue	28	62.2	11	24.4	6	13.3	-	-	-	-	45	100.0
C03-06	Mouth	56	70.0	11	13.8	11	13.8	2	2.5	-	-	80	100.0
C07-08	Salivary Gland	3	100.0	-	-	-	-	-	-	-	-	3	100.0
C09	Tonsil	-	-	-	-	-	-	-	-	-	-	-	-
C10	Oth. Oropharynx	4	80.0	1	20.0	-	-	-	-	-	-	5	100.0
C11	Nasopharynx	-	-	-	-	-	-	-	-	-	-	-	-
C12-13	Hypopharynx	11	61.1	6	33.3	1	5.6	-	-	-	-	18	100.0
C14	Pharynx Unspecified	-	-	-	-	-	-	-	-	-	-	-	-
C15	Oesophagus	22	53.7	8	19.5	9	22.0	2	4.9	-	-	41	100.0
C16	Stomach	13	26.5	28	57.1	7	14.3	1	2.0	-	-	49	100.0
C17	Small Intestine	1	25.0	2	50.0	1	25.0	-	-	-	-	4	100.0
C18	Colon	19	54.3	12	34.3	4	11.4	-	-	-	-	35	100.0
C19-20	Rectum	51	59.3	26	30.2	9	10.5	-	-	-	-	86	100.0
C21	Anus & Anal Canal	2	66.7	-	-	1	33.3	-	-	-	-	3	100.0
C22	Liver	2	6.5	24	77.4	5	16.1	-	-	-	-	31	100.0
C23-24	Gallbladder etc.	2	18.2	8	72.7	1	9.1	-	-	-	-	11	100.0
C25	Pancreas	2	5.7	30	85.7	3	8.6	-	-	-	-	35	100.0
C30-31	Nose, Sinuses etc.	2	50.0	-	-	1	25.0	1	25.0	-	-	4	100.0
C32	Larynx	1	50.0	1	50.0	-	-	-	-	-	-	2	100.0
C33-34	Lung etc.	24	31.6	36	47.4	13	17.1	3	3.9	-	-	76	100.0
C37-38	Other Thoracic Organs	2	100.0	-	-	-	-	-	-	-	-	2	100.0
C40-41	Bone	8	66.7	4	33.3	-	-	-	-	-	-	12	100.0
C43	Melanoma of Skin	12	66.7	4	22.2	2	11.1	-	-	-	-	18	100.0
C44	Other Skin	1	100.0	-	-	-	-	-	-	-	-	1	100.0
C45	Mesothelioma	-	-	-	-	-	-	-	-	-	-	-	-
C46	Kaposi Sarcoma	-	-	-	-	-	-	-	-	-	-	-	-
C47+C49	Conn. & Soft Tissue	10	66.7	4	26.7	-	-	1	6.7	-	-	15	100.0
C50	Breast	362	77.0	69	14.7	25	5.3	14	3.0	-	-	470	100.0
C51	Vulva	1	100.0	-	-	-	-	-	-	-	-	1	100.0
C52	Vagina	2	50.0	-	-	2	50.0	-	-	-	-	4	100.0
C53	Cervix Uteri	72	75.0	13	13.5	10	10.4	1	1.0	-	-	96	100.0
C54	Corpus Uteri	35	77.8	7	15.6	3	6.7	-	-	-	-	45	100.0
C55	Uterus Unspecified	-	-	-	-	-	-	-	-	-	-	-	-
C56	Ovary etc.	45	60.8	23	31.1	5	6.8	1	1.4	-	-	74	100.0
C57	Other Female Genital	3	60.0	2	40.0	-	-	-	-	-	-	5	100.0
C58	Placenta	-	-	-	-	-	-	-	-	-	-	-	-
C64	Kidney etc.	9	69.2	2	15.4	1	7.7	1	7.7	-	-	13	100.0
C65	Renal Pelvis	-	-	-	-	-	-	-	-	-	-	-	-
C66	Ureter	-	-	-	-	1	100.0	-	-	-	-	1	100.0
C67	Bladder	1	25.0	3	75.0	-	-	-	-	-	-	4	100.0
C68	Uns.Urinary Organs	-	-	-	-	-	-	-	-	-	-	-	-
C69	Eye	-	-	-	-	-	-	-	-	-	-	-	-
C70-72	Brain, Nervous System	1	11.1	6	66.7	2	22.2	-	-	-	-	9	100.0
C73	Thyroid	25	62.5	8	20.0	7	17.5	-	-	-	-	40	100.0
C74	Adrenal Gland	-	-	1	100.0	-	-	-	-	-	-	1	100.0
C81	Hodgkins Disease	5	38.5	7	53.8	1	7.7	-	-	-	-	13	100.0
C82-85	NHL	35	67.3	11	21.2	2	3.8	4	7.7	-	-	52	100.0
C88	Malig Imn.Prol D	-	-	-	-	-	-	-	-	-	-	-	-
C90	Multiple Myeloma	23	48.9	13	27.7	-	-	11	23.4	-	-	47	100.0
C91	Lymphoid Leuk.	5	31.2	7	43.8	-	-	4	25.0	-	-	16	100.0
C92-94	Myeloid Leukaemia	18	47.4	12	31.6	3	7.9	5	13.2	-	-	38	100.0
C95	Leukaemia Uns	-	-	-	-	1	50.0	1	50.0	-	-	2	100.0
C96	CMD, O&U LHM	5	29.4	11	64.7	-	-	1	5.9	-	-	17	100.0
O&U	Other and Uns	7	25.0	19	67.9	2	7.1	-	-	-	-	28	100.0
	All Sites	935	59.9	431	27.6	141	9.0	53	3.4	-	-	1560	100.0

O & U : C26, C39, C48, C75, C76, C77, C78, C79, C80, C97

**NATIONAL CENTRE FOR DISEASE INFORMATICS AND RESEARCH
NATIONAL CANCER REGISTRY PROGRAMME**
(Indian Council of Medical Research)

**Hospital Based Cancer Registry
524 HBCR - Malabar Cancer Centre, Kannur**

Report Based on Year of Registration : 2019

**TABLE 9(a): Number(#) and Proportion(%) of Cancers by Site (ICD-10) and Intention to Treat at Reporting Institution
(Excluding the Cancers Previously Treated) - Males**

As on: 09/09/2021

ICD 10	Site	Radical		Palliative		Pain Relief Only		Symptomatic		Unknown		Total	
		#	%	#	%	#	%	#	%	#	%	#	%
C00	Lip	1	100.0	-	-	-	-	-	-	-	-	1	100.0
C01-02	Tongue	55	88.7	7	11.3	-	-	-	-	-	-	62	100.0
C03-06	Mouth	72	69.2	31	29.8	-	-	1	1.0	-	-	104	100.0
C07-08	Salivary Gland	-	-	1	100.0	-	-	-	-	-	-	1	100.0
C09	Tonsil	2	66.7	1	33.3	-	-	-	-	-	-	3	100.0
C10	Oth. Oropharynx	29	64.4	16	35.6	-	-	-	-	-	-	45	100.0
C11	Nasopharynx	3	60.0	2	40.0	-	-	-	-	-	-	5	100.0
C12-13	Hypopharynx	23	60.5	15	39.5	-	-	-	-	-	-	38	100.0
C14	Pharynx Unspecified	1	100.0	-	-	-	-	-	-	-	-	1	100.0
C15	Oesophagus	10	22.7	34	77.3	-	-	-	-	-	-	44	100.0
C16	Stomach	22	51.2	21	48.8	-	-	-	-	-	-	43	100.0
C17	Small Intestine	2	66.7	1	33.3	-	-	-	-	-	-	3	100.0
C18	Colon	15	83.3	3	16.7	-	-	-	-	-	-	18	100.0
C19-20	Rectum	32	61.5	20	38.5	-	-	-	-	-	-	52	100.0
C21	Anus & Anal Canal	3	50.0	3	50.0	-	-	-	-	-	-	6	100.0
C22	Liver	5	41.7	7	58.3	-	-	-	-	-	-	12	100.0
C23-24	Gallbladder etc.	-	-	1	100.0	-	-	-	-	-	-	1	100.0
C25	Pancreas	2	40.0	3	60.0	-	-	-	-	-	-	5	100.0
C30-31	Nose, Sinuses etc.	2	50.0	2	50.0	-	-	-	-	-	-	4	100.0
C32	Larynx	51	71.8	20	28.2	-	-	-	-	-	-	71	100.0
C33-34	Lung etc.	31	15.7	164	83.2	2	1.0	-	-	-	-	197	100.0
C37-38	Other Thoracic Organs	-	-	-	-	-	-	-	-	-	-	-	-
C40-41	Bone	5	62.5	3	37.5	-	-	-	-	-	-	8	100.0
C43	Melanoma of Skin	14	93.3	1	6.7	-	-	-	-	-	-	15	100.0
C44	Other Skin	3	100.0	-	-	-	-	-	-	-	-	3	100.0
C45	Mesothelioma	-	-	-	-	-	-	-	-	-	-	-	-
C46	Kaposi Sarcoma	-	-	-	-	-	-	-	-	-	-	-	-
C47+C49	Conn. & Soft Tissue	7	70.0	3	30.0	-	-	-	-	-	-	10	100.0
C50	Breast	3	75.0	1	25.0	-	-	-	-	-	-	4	100.0
C60	Penis	4	100.0	-	-	-	-	-	-	-	-	4	100.0
C61	Prostate	21	50.0	21	50.0	-	-	-	-	-	-	42	100.0
C62	Testis	4	80.0	1	20.0	-	-	-	-	-	-	5	100.0
C63	Other Male Genital	-	-	-	-	-	-	-	-	-	-	-	-
C64	Kidney etc.	2	28.6	5	71.4	-	-	-	-	-	-	7	100.0
C65	Renal Pelvis	-	-	-	-	-	-	-	-	-	-	-	-
C66	Ureter	-	-	-	-	-	-	-	-	-	-	-	-
C67	Bladder	4	57.1	3	42.9	-	-	-	-	-	-	7	100.0
C68	Uns.Urinary Organs	-	-	-	-	-	-	-	-	-	-	-	-
C69	Eye	-	-	1	100.0	-	-	-	-	-	-	1	100.0
C70-72	Brain, Nervous System	3	100.0	-	-	-	-	-	-	-	-	3	100.0
C73	Thyroid	10	76.9	3	23.1	-	-	-	-	-	-	13	100.0
C74	Adrenal Gland	-	-	1	100.0	-	-	-	-	-	-	1	100.0
C81	Hodgkins Disease	8	66.7	4	33.3	-	-	-	-	-	-	12	100.0
C82-85	NHL	36	65.5	19	34.5	-	-	-	-	-	-	55	100.0
C88	Malig Imn.Prol D	1	100.0	-	-	-	-	-	-	-	-	1	100.0
C90	Multiple Myeloma	29	82.9	6	17.1	-	-	-	-	-	-	35	100.0
C91	Lymphoid Leuk.	15	75.0	5	25.0	-	-	-	-	-	-	20	100.0
C92-94	Myeloid Leukaemia	26	78.8	7	21.2	-	-	-	-	-	-	33	100.0
C95	Leukaemia Uns	-	-	-	-	-	-	-	-	-	-	-	-
C96	CMD, O&U LHM	13	100.0	-	-	-	-	-	-	-	-	13	100.0
O&U	Other and Uns	1	10.0	9	90.0	-	-	-	-	-	-	10	100.0
	All Sites	570	56.0	445	43.7	2	0.2	1	0.1	-	-	1018	100.0

O & U : C26, C39, C48, C75, C76, C77, C78, C79, C80, C97

**NATIONAL CENTRE FOR DISEASE INFORMATICS AND RESEARCH
NATIONAL CANCER REGISTRY PROGRAMME**

(Indian Council of Medical Research)

Hospital Based Cancer Registry

524 HBCR - Malabar Cancer Centre, Kannur

Report Based on Year of Registration : 2019

TABLE 9(b): Number(#) and Proportion(%) of Cancers by Site (ICD-10) and Intention to Treat at Reporting Institution (Excluding the Cancers Previously Treated) - Females

As on: 09/09/2021

ICD 10	Site	Radical		Palliative		Pain Relief Only		Symptomatic		Unknown		Total	
		#	%	#	%	#	%	#	%	#	%	#	%
C00	Lip	4	80.0	1	20.0	-	-	-	-	-	-	5	100.0
C01-02	Tongue	17	60.7	11	39.3	-	-	-	-	-	-	28	100.0
C03-06	Mouth	36	64.3	20	35.7	-	-	-	-	-	-	56	100.0
C07-08	Salivary Gland	2	66.7	1	33.3	-	-	-	-	-	-	3	100.0
C09	Tonsil	-	-	-	-	-	-	-	-	-	-	-	-
C10	Oth. Oropharynx	2	50.0	2	50.0	-	-	-	-	-	-	4	100.0
C11	Nasopharynx	-	-	-	-	-	-	-	-	-	-	-	-
C12-13	Hypopharynx	3	27.3	8	72.7	-	-	-	-	-	-	11	100.0
C14	Pharynx Unspecified	-	-	-	-	-	-	-	-	-	-	-	-
C15	Oesophagus	5	22.7	17	77.3	-	-	-	-	-	-	22	100.0
C16	Stomach	8	61.5	5	38.5	-	-	-	-	-	-	13	100.0
C17	Small Intestine	1	100.0	-	-	-	-	-	-	-	-	1	100.0
C18	Colon	15	78.9	4	21.1	-	-	-	-	-	-	19	100.0
C19-20	Rectum	40	78.4	11	21.6	-	-	-	-	-	-	51	100.0
C21	Anus & Anal Canal	2	100.0	-	-	-	-	-	-	-	-	2	100.0
C22	Liver	-	-	2	100.0	-	-	-	-	-	-	2	100.0
C23-24	Gallbladder etc.	1	50.0	1	50.0	-	-	-	-	-	-	2	100.0
C25	Pancreas	-	-	2	100.0	-	-	-	-	-	-	2	100.0
C30-31	Nose, Sinuses etc.	-	-	2	100.0	-	-	-	-	-	-	2	100.0
C32	Larynx	1	100.0	-	-	-	-	-	-	-	-	1	100.0
C33-34	Lung etc.	2	8.3	22	91.7	-	-	-	-	-	-	24	100.0
C37-38	Other Thoracic Organs	-	-	2	100.0	-	-	-	-	-	-	2	100.0
C40-41	Bone	6	75.0	2	25.0	-	-	-	-	-	-	8	100.0
C43	Melanoma of Skin	11	91.7	1	8.3	-	-	-	-	-	-	12	100.0
C44	Other Skin	1	100.0	-	-	-	-	-	-	-	-	1	100.0
C45	Mesothelioma	-	-	-	-	-	-	-	-	-	-	-	-
C46	Kaposi Sarcoma	-	-	-	-	-	-	-	-	-	-	-	-
C47+C49	Conn. & Soft Tissue	5	50.0	5	50.0	-	-	-	-	-	-	10	100.0
C50	Breast	297	82.0	65	18.0	-	-	-	-	-	-	362	100.0
C51	Vulva	1	100.0	-	-	-	-	-	-	-	-	1	100.0
C52	Vagina	2	100.0	-	-	-	-	-	-	-	-	2	100.0
C53	Cervix Uteri	60	83.3	12	16.7	-	-	-	-	-	-	72	100.0
C54	Corpus Uteri	30	85.7	4	11.4	-	-	1	2.9	-	-	35	100.0
C55	Uterus Unspecified	-	-	-	-	-	-	-	-	-	-	-	-
C56	Ovary etc.	37	82.2	8	17.8	-	-	-	-	-	-	45	100.0
C57	Other Female Genital	2	66.7	1	33.3	-	-	-	-	-	-	3	100.0
C58	Placenta	-	-	-	-	-	-	-	-	-	-	-	-
C64	Kidney etc.	8	88.9	1	11.1	-	-	-	-	-	-	9	100.0
C65	Renal Pelvis	-	-	-	-	-	-	-	-	-	-	-	-
C66	Ureter	-	-	-	-	-	-	-	-	-	-	-	-
C67	Bladder	-	-	1	100.0	-	-	-	-	-	-	1	100.0
C68	Uns.Urinary Organs	-	-	-	-	-	-	-	-	-	-	-	-
C69	Eye	-	-	-	-	-	-	-	-	-	-	-	-
C70-72	Brain, Nervous System	1	100.0	-	-	-	-	-	-	-	-	1	100.0
C73	Thyroid	22	88.0	3	12.0	-	-	-	-	-	-	25	100.0
C74	Adrenal Gland	-	-	-	-	-	-	-	-	-	-	-	-
C81	Hodgkins Disease	5	100.0	-	-	-	-	-	-	-	-	5	100.0
C82-85	NHL	28	80.0	7	20.0	-	-	-	-	-	-	35	100.0
C88	Malig Imn.Prol D	-	-	-	-	-	-	-	-	-	-	-	-
C90	Multiple Myeloma	18	78.3	5	21.7	-	-	-	-	-	-	23	100.0
C91	Lymphoid Leuk.	4	80.0	1	20.0	-	-	-	-	-	-	5	100.0
C92-94	Myeloid Leukaemia	14	77.8	4	22.2	-	-	-	-	-	-	18	100.0
C95	Leukaemia Uns	-	-	-	-	-	-	-	-	-	-	-	-
C96	CMD, O&U LHM	5	100.0	-	-	-	-	-	-	-	-	5	100.0
O&U	Other and Uns	2	28.6	5	71.4	-	-	-	-	-	-	7	100.0
	All Sites	698	74.7	236	25.2	-	-	1	0.1	-	-	935	100.0

O & U : C26, C39, C48, C75, C76, C77, C78, C79, C80, C97

**NATIONAL CENTRE FOR DISEASE INFORMATICS AND RESEARCH
NATIONAL CANCER REGISTRY PROGRAMME**

(Indian Council of Medical Research)

**Hospital Based Cancer Registry
524 HBCR - Malabar Cancer Centre, Kannur**

Report Based on Year of Registration : 2019

TABLE 10(a): Number(#) and Proportion(%) of Cancers by Site (ICD-10) and Marital Status - Males

As on: 09/09/2021

ICD 10	Site	Unmarried		Married		Widowed		Divorced		Separated		Others		Unknown		Total	
		#	%	#	%	#	%	#	%	#	%	#	%	#	%	#	%
C00	Lip	-	-	2	100.0	-	-	-	-	-	-	-	-	-	-	2	100.0
C01-02	Tongue	6	4.9	117	95.1	-	-	-	-	-	-	-	-	-	-	123	100.0
C03-06	Mouth	6	3.5	159	93.0	4	2.3	2	1.2	-	-	-	-	-	-	171	100.0
C07-08	Salivary Gland	-	-	8	100.0	-	-	-	-	-	-	-	-	-	-	8	100.0
C09	Tonsil	1	12.5	7	87.5	-	-	-	-	-	-	-	-	-	-	8	100.0
C10	Oth. Oropharynx	3	3.7	76	93.8	-	-	2	2.5	-	-	-	-	-	-	81	100.0
C11	Nasopharynx	2	22.2	7	77.8	-	-	-	-	-	-	-	-	-	-	9	100.0
C12-13	Hypopharynx	-	-	54	96.4	2	3.6	-	-	-	-	-	-	-	-	56	100.0
C14	Pharynx Unspecified	-	-	1	100.0	-	-	-	-	-	-	-	-	-	-	1	100.0
C15	Oesophagus	3	3.6	80	95.2	1	1.2	-	-	-	-	-	-	-	-	84	100.0
C16	Stomach	5	2.8	168	94.9	3	1.7	1	0.6	-	-	-	-	-	-	177	100.0
C17	Small Intestine	-	-	6	100.0	-	-	-	-	-	-	-	-	-	-	6	100.0
C18	Colon	3	3.8	74	94.9	-	-	-	-	1	1.3	-	-	-	-	78	100.0
C19-20	Rectum	4	3.2	118	95.2	2	1.6	-	-	-	-	-	-	-	-	124	100.0
C21	Anus & Anal Canal	1	14.3	6	85.7	-	-	-	-	-	-	-	-	-	-	7	100.0
C22	Liver	4	3.1	124	95.4	1	0.8	1	0.8	-	-	-	-	-	-	130	100.0
C23-24	Gallbladder etc.	-	-	15	93.8	1	6.2	-	-	-	-	-	-	-	-	16	100.0
C25	Pancreas	2	4.3	44	95.7	-	-	-	-	-	-	-	-	-	-	46	100.0
C30-31	Nose, Sinuses etc.	-	-	16	100.0	-	-	-	-	-	-	-	-	-	-	16	100.0
C32	Larynx	1	0.8	128	99.2	-	-	-	-	-	-	-	-	-	-	129	100.0
C33-34	Lung etc.	12	2.2	524	96.7	3	0.6	3	0.6	-	-	-	-	-	-	542	100.0
C37-38	Other Thoracic Organs	-	-	3	100.0	-	-	-	-	-	-	-	-	-	-	3	100.0
C40-41	Bone	12	54.5	10	45.5	-	-	-	-	-	-	-	-	-	-	22	100.0
C43	Melanoma of Skin	1	3.0	30	90.9	1	3.0	1	3.0	-	-	-	-	-	-	33	100.0
C44	Other Skin	1	12.5	7	87.5	-	-	-	-	-	-	-	-	-	-	8	100.0
C45	Mesothelioma	-	-	-	-	-	-	-	-	-	-	-	-	-	-	-	-
C46	Kaposi Sarcoma	-	-	-	-	-	-	-	-	-	-	-	-	-	-	-	-
C47+C49	Conn. & Soft Tissue	9	24.3	28	75.7	-	-	-	-	-	-	-	-	-	-	37	100.0
C50	Breast	2	33.3	4	66.7	-	-	-	-	-	-	-	-	-	-	6	100.0
C60	Penis	-	-	10	90.9	-	-	-	-	-	-	-	-	1	9.1	11	100.0
C61	Prostate	-	-	139	98.6	2	1.4	-	-	-	-	-	-	-	-	141	100.0
C62	Testis	5	45.5	6	54.5	-	-	-	-	-	-	-	-	-	-	11	100.0
C63	Other Male Genital	-	-	2	100.0	-	-	-	-	-	-	-	-	-	-	2	100.0
C64	Kidney etc.	2	5.0	38	95.0	-	-	-	-	-	-	-	-	-	-	40	100.0
C65	Renal Pelvis	-	-	3	100.0	-	-	-	-	-	-	-	-	-	-	3	100.0
C66	Ureter	-	-	3	100.0	-	-	-	-	-	-	-	-	-	-	3	100.0
C67	Bladder	3	3.8	74	92.5	2	2.5	-	-	-	-	1	1.2	-	-	80	100.0
C68	Uns. Urinary Organs	-	-	-	-	-	-	-	-	-	-	-	-	-	-	-	-
C69	Eye	1	16.7	4	66.7	1	16.7	-	-	-	-	-	-	-	-	6	100.0
C70-72	Brain, Nervous System	12	20.3	47	79.7	-	-	-	-	-	-	-	-	-	-	59	100.0
C73	Thyroid	2	6.7	28	93.3	-	-	-	-	-	-	-	-	-	-	30	100.0
C74	Adrenal Gland	3	30.0	7	70.0	-	-	-	-	-	-	-	-	-	-	10	100.0
C81	Hodgkins Disease	7	25.0	20	71.4	1	3.6	-	-	-	-	-	-	-	-	28	100.0
C82-85	NHL	9	7.8	105	91.3	1	0.9	-	-	-	-	-	-	-	-	115	100.0
C88	Malig Imn.Prol D	-	-	1	100.0	-	-	-	-	-	-	-	-	-	-	1	100.0
C90	Multiple Myeloma	2	2.2	85	94.4	3	3.3	-	-	-	-	-	-	-	-	90	100.0
C91	Lymphoid Leuk.	25	51.0	22	44.9	1	2.0	-	-	-	-	-	-	1	2.0	49	100.0
C92-94	Myeloid Leukaemia	25	31.6	54	68.4	-	-	-	-	-	-	-	-	-	-	79	100.0
C95	Leukaemia Uns	-	-	3	100.0	-	-	-	-	-	-	-	-	-	-	3	100.0
C96	CMD, O&U LHM	9	16.1	46	82.1	1	1.8	-	-	-	-	-	-	-	-	56	100.0
O&U	Other and Uns	4	6.2	60	92.3	1	1.5	-	-	-	-	-	-	-	-	65	100.0
	All Sites	187	6.7	2573	91.7	31	1.1	10	0.4	1	0.0	1	0.0	2	0.1	2805	100.0

O & U : C26, C39, C48, C75, C76, C77, C78, C79, C80, C97

**NATIONAL CENTRE FOR DISEASE INFORMATICS AND RESEARCH
NATIONAL CANCER REGISTRY PROGRAMME**

(Indian Council of Medical Research)

Hospital Based Cancer Registry

524 HBCR - Malabar Cancer Centre, Kannur

Report Based on Year of Registration : 2019

TABLE 10(b): Number(#) and Proportion(%) of Cancers by Site (ICD-10) and Marital Status - Females

As on: 09/09/2021

ICD 10	Site	Unmarried		Married		Widowed		Divorced		Separated		Others		Unknown		Total	
		#	%	#	%	#	%	#	%	#	%	#	%	#	%	#	%
C00	Lip	1	9.1	8	72.7	2	18.2	-	-	-	-	-	-	-	-	11	100.0
C01-02	Tongue	3	4.7	45	70.3	15	23.4	1	1.6	-	-	-	-	-	-	64	100.0
C03-06	Mouth	2	2.0	70	71.4	25	25.5	1	1.0	-	-	-	-	-	-	98	100.0
C07-08	Salivary Gland	-	-	8	80.0	2	20.0	-	-	-	-	-	-	-	-	10	100.0
C09	Tonsil	-	-	-	-	-	-	-	-	-	-	-	-	-	-	-	-
C10	Oth. Oropharynx	-	-	4	80.0	-	-	1	20.0	-	-	-	-	-	-	5	100.0
C11	Nasopharynx	1	100.0	-	-	-	-	-	-	-	-	-	-	-	-	1	100.0
C12-13	Hypopharynx	1	5.0	11	55.0	8	40.0	-	-	-	-	-	-	-	-	20	100.0
C14	Pharynx Unspecified	-	-	-	-	-	-	-	-	-	-	-	-	-	-	-	-
C15	Oesophagus	2	4.2	29	60.4	16	33.3	1	2.1	-	-	-	-	-	-	48	100.0
C16	Stomach	4	6.1	43	65.2	19	28.8	-	-	-	-	-	-	-	-	66	100.0
C17	Small Intestine	-	-	7	70.0	2	20.0	-	-	-	-	-	-	1	10.0	10	100.0
C18	Colon	2	3.4	45	76.3	12	20.3	-	-	-	-	-	-	-	-	59	100.0
C19-20	Rectum	5	4.4	81	71.1	26	22.8	2	1.8	-	-	-	-	-	-	114	100.0
C21	Anus & Anal Canal	-	-	2	66.7	1	33.3	-	-	-	-	-	-	-	-	3	100.0
C22	Liver	1	2.8	31	86.1	4	11.1	-	-	-	-	-	-	-	-	36	100.0
C23-24	Gallbladder etc.	2	13.3	11	73.3	1	6.7	1	6.7	-	-	-	-	-	-	15	100.0
C25	Pancreas	1	2.4	34	81.0	6	14.3	-	-	-	-	-	-	1	2.4	42	100.0
C30-31	Nose, Sinuses etc.	-	-	4	57.1	3	42.9	-	-	-	-	-	-	-	-	7	100.0
C32	Larynx	1	33.3	2	66.7	-	-	-	-	-	-	-	-	-	-	3	100.0
C33-34	Lung etc.	2	2.1	72	75.0	21	21.9	1	1.0	-	-	-	-	-	-	96	100.0
C37-38	Other Thoracic Organs	-	-	3	100.0	-	-	-	-	-	-	-	-	-	-	3	100.0
C40-41	Bone	6	30.0	11	55.0	3	15.0	-	-	-	-	-	-	-	-	20	100.0
C43	Melanoma of Skin	2	6.2	20	62.5	10	31.2	-	-	-	-	-	-	-	-	32	100.0
C44	Other Skin	-	-	2	28.6	4	57.1	-	-	1	14.3	-	-	-	-	7	100.0
C45	Mesothelioma	-	-	-	-	-	-	-	-	-	-	-	-	-	-	-	-
C46	Kaposi Sarcoma	-	-	-	-	-	-	-	-	-	-	-	-	-	-	-	-
C47+C49	Conn. & Soft Tissue	5	20.8	11	45.8	6	25.0	2	8.3	-	-	-	-	-	-	24	100.0
C50	Breast	21	3.0	577	82.7	91	13.0	8	1.1	-	-	-	-	1	0.1	698	100.0
C51	Vulva	-	-	1	50.0	1	50.0	-	-	-	-	-	-	-	-	2	100.0
C52	Vagina	-	-	3	50.0	2	33.3	-	-	-	-	-	-	1	16.7	6	100.0
C53	Cervix Uteri	7	3.8	132	71.7	43	23.4	2	1.1	-	-	-	-	-	-	184	100.0
C54	Corpus Uteri	7	6.2	87	77.7	17	15.2	1	0.9	-	-	-	-	-	-	112	100.0
C55	Uterus Unspecified	-	-	3	75.0	-	-	1	25.0	-	-	-	-	-	-	4	100.0
C56	Ovary etc.	9	5.7	131	83.4	16	10.2	1	0.6	-	-	-	-	-	-	157	100.0
C57	Other Female Genital	1	16.7	4	66.7	1	16.7	-	-	-	-	-	-	-	-	6	100.0
C58	Placenta	-	-	-	-	-	-	-	-	-	-	-	-	-	-	-	-
C64	Kidney etc.	3	17.6	9	52.9	5	29.4	-	-	-	-	-	-	-	-	17	100.0
C65	Renal Pelvis	-	-	-	-	-	-	-	-	-	-	-	-	-	-	-	-
C66	Ureter	-	-	2	66.7	1	33.3	-	-	-	-	-	-	-	-	3	100.0
C67	Bladder	1	7.7	7	53.8	4	30.8	1	7.7	-	-	-	-	-	-	13	100.0
C68	Uns. Urinary Organs	-	-	-	-	-	-	-	-	-	-	-	-	-	-	-	-
C69	Eye	-	-	-	-	-	-	-	-	-	-	-	-	-	-	-	-
C70-72	Brain, Nervous System	4	8.7	39	84.8	3	6.5	-	-	-	-	-	-	-	-	46	100.0
C73	Thyroid	8	9.6	65	78.3	10	12.0	-	-	-	-	-	-	-	-	83	100.0
C74	Adrenal Gland	-	-	1	100.0	-	-	-	-	-	-	-	-	-	-	1	100.0
C81	Hodgkins Disease	4	28.6	7	50.0	3	21.4	-	-	-	-	-	-	-	-	14	100.0
C82-85	NHL	2	2.8	55	77.5	13	18.3	1	1.4	-	-	-	-	-	-	71	100.0
C88	Malig Imn.Prol D	-	-	-	-	-	-	-	-	-	-	-	-	-	-	-	-
C90	Multiple Myeloma	1	1.6	50	79.4	11	17.5	-	-	-	-	-	-	1	1.6	63	100.0
C91	Lymphoid Leuk.	15	62.5	8	33.3	1	4.2	-	-	-	-	-	-	-	-	24	100.0
C92-94	Myeloid Leukaemia	5	10.6	35	74.5	6	12.8	1	2.1	-	-	-	-	-	-	47	100.0
C95	Leukaemia Uns	1	50.0	-	-	1	50.0	-	-	-	-	-	-	-	-	2	100.0
C96	CMD, O&U LHM	3	14.3	15	71.4	2	9.5	1	4.8	-	-	-	-	-	-	21	100.0
O&U	Other and Uns	2	5.9	29	85.3	3	8.8	-	-	-	-	-	-	-	-	34	100.0
	All Sites	135	5.6	1814	75.5	420	17.5	27	1.1	1	0.0	-	-	5	0.2	2402	100.0

O & U : C26, C39, C48, C75, C76, C77, C78, C79, C80, C97

**NATIONAL CENTRE FOR DISEASE INFORMATICS AND RESEARCH
NATIONAL CANCER REGISTRY PROGRAMME**
(Indian Council of Medical Research)

**Hospital Based Cancer Registry
524 HBCR - Malabar Cancer Centre, Kannur**

Report Based on Year of Registration : 2019

TABLE 11(a): Number(#) and Proportion(%) of Cancers by Site (ICD-10) and Mother Tongue - Males

As on: 09/09/2021

ICD 10	Site	Malayalam		Bengali		Tamil		Kashmiri		Kannada		Others		Unknown		Total	
		#	%	#	%	#	%	#	%	#	%	#	%	#	%	#	%
C00	Lip	2	100.0	-	-	-	-	-	-	-	-	-	-	-	-	2	100.0
C01-02	Tongue	122	99.2	-	-	1	0.8	-	-	-	-	-	-	-	-	123	100.0
C03-06	Mouth	170	99.4	-	-	-	-	-	-	-	-	1	0.6	-	-	171	100.0
C07-08	Salivary Gland	8	100.0	-	-	-	-	-	-	-	-	-	-	-	-	8	100.0
C09	Tonsil	8	100.0	-	-	-	-	-	-	-	-	-	-	-	-	8	100.0
C10	Oth. Oropharynx	81	100.0	-	-	-	-	-	-	-	-	-	-	-	-	81	100.0
C11	Nasopharynx	9	100.0	-	-	-	-	-	-	-	-	-	-	-	-	9	100.0
C12-13	Hypopharynx	56	100.0	-	-	-	-	-	-	-	-	-	-	-	-	56	100.0
C14	Pharynx Unspecified	1	100.0	-	-	-	-	-	-	-	-	-	-	-	-	1	100.0
C15	Oesophagus	84	100.0	-	-	-	-	-	-	-	-	-	-	-	-	84	100.0
C16	Stomach	175	98.9	-	-	-	-	-	-	-	-	2	1.1	-	-	177	100.0
C17	Small Intestine	6	100.0	-	-	-	-	-	-	-	-	-	-	-	-	6	100.0
C18	Colon	78	100.0	-	-	-	-	-	-	-	-	-	-	-	-	78	100.0
C19-20	Rectum	124	100.0	-	-	-	-	-	-	-	-	-	-	-	-	124	100.0
C21	Anus & Anal Canal	7	100.0	-	-	-	-	-	-	-	-	-	-	-	-	7	100.0
C22	Liver	130	100.0	-	-	-	-	-	-	-	-	-	-	-	-	130	100.0
C23-24	Gallbladder etc.	16	100.0	-	-	-	-	-	-	-	-	-	-	-	-	16	100.0
C25	Pancreas	46	100.0	-	-	-	-	-	-	-	-	-	-	-	-	46	100.0
C30-31	Nose, Sinuses etc.	16	100.0	-	-	-	-	-	-	-	-	-	-	-	-	16	100.0
C32	Larynx	129	100.0	-	-	-	-	-	-	-	-	-	-	-	-	129	100.0
C33-34	Lung etc.	540	99.6	-	-	-	-	1	0.2	-	-	-	-	1	0.2	542	100.0
C37-38	Other Thoracic Organs	3	100.0	-	-	-	-	-	-	-	-	-	-	-	-	3	100.0
C40-41	Bone	22	100.0	-	-	-	-	-	-	-	-	-	-	-	-	22	100.0
C43	Melanoma of Skin	33	100.0	-	-	-	-	-	-	-	-	-	-	-	-	33	100.0
C44	Other Skin	8	100.0	-	-	-	-	-	-	-	-	-	-	-	-	8	100.0
C45	Mesothelioma	-	-	-	-	-	-	-	-	-	-	-	-	-	-	-	-
C46	Kaposi Sarcoma	-	-	-	-	-	-	-	-	-	-	-	-	-	-	-	-
C47+C49	Conn. & Soft Tissue	37	100.0	-	-	-	-	-	-	-	-	-	-	-	-	37	100.0
C50	Breast	6	100.0	-	-	-	-	-	-	-	-	-	-	-	-	6	100.0
C60	Penis	11	100.0	-	-	-	-	-	-	-	-	-	-	-	-	11	100.0
C61	Prostate	139	98.6	1	0.7	-	-	-	-	-	-	-	-	1	0.7	141	100.0
C62	Testis	11	100.0	-	-	-	-	-	-	-	-	-	-	-	-	11	100.0
C63	Other Male Genital	2	100.0	-	-	-	-	-	-	-	-	-	-	-	-	2	100.0
C64	Kidney etc.	40	100.0	-	-	-	-	-	-	-	-	-	-	-	-	40	100.0
C65	Renal Pelvis	3	100.0	-	-	-	-	-	-	-	-	-	-	-	-	3	100.0
C66	Ureter	3	100.0	-	-	-	-	-	-	-	-	-	-	-	-	3	100.0
C67	Bladder	80	100.0	-	-	-	-	-	-	-	-	-	-	-	-	80	100.0
C68	Uns.Urinary Organs	-	-	-	-	-	-	-	-	-	-	-	-	-	-	-	-
C69	Eye	5	83.3	1	16.7	-	-	-	-	-	-	-	-	-	-	6	100.0
C70-72	Brain, Nervous System	58	98.3	-	-	1	1.7	-	-	-	-	-	-	-	-	59	100.0
C73	Thyroid	30	100.0	-	-	-	-	-	-	-	-	-	-	-	-	30	100.0
C74	Adrenal Gland	10	100.0	-	-	-	-	-	-	-	-	-	-	-	-	10	100.0
C81	Hodgkins Disease	28	100.0	-	-	-	-	-	-	-	-	-	-	-	-	28	100.0
C82-85	NHL	113	98.3	-	-	-	-	-	-	-	-	1	0.9	1	0.9	115	100.0
C88	Malig Imn.Prol D	1	100.0	-	-	-	-	-	-	-	-	-	-	-	-	1	100.0
C90	Multiple Myeloma	90	100.0	-	-	-	-	-	-	-	-	-	-	-	-	90	100.0
C91	Lymphoid Leuk.	48	98.0	-	-	-	-	-	-	-	-	-	-	1	2.0	49	100.0
C92-94	Myeloid Leukaemia	79	100.0	-	-	-	-	-	-	-	-	-	-	-	-	79	100.0
C95	Leukaemia Uns	3	100.0	-	-	-	-	-	-	-	-	-	-	-	-	3	100.0
C96	CMD, O&U LHM	55	98.2	-	-	-	-	-	-	-	-	1	1.8	-	-	56	100.0
O&U	Other and Uns	64	98.5	-	-	-	-	-	-	1	1.5	-	-	-	-	65	100.0
	All Sites	2790	99.5	2	0.1	2	0.1	1	0.0	1	0.0	5	0.2	4	0.1	2805	100.0

O & U : C26, C39, C48, C75, C76, C77, C78, C79, C80, C97

**NATIONAL CENTRE FOR DISEASE INFORMATICS AND RESEARCH
NATIONAL CANCER REGISTRY PROGRAMME**

(Indian Council of Medical Research)

**Hospital Based Cancer Registry
524 HBCR - Malabar Cancer Centre, Kannur**

Report Based on Year of Registration : 2019

TABLE 11(b): Number(#) and Proportion(%) of Cancers by Site (ICD-10) and Mother Tongue - Females

As on: 09/09/2021

ICD 10	Site	Malayalam		Marathi		Bengali		Assamese		Kannada		Others		Unknown		Total	
		#	%	#	%	#	%	#	%	#	%	#	%	#	%	#	%
C00	Lip	11	100.0	-	-	-	-	-	-	-	-	-	-	-	-	11	100.0
C01-02	Tongue	64	100.0	-	-	-	-	-	-	-	-	-	-	-	-	64	100.0
C03-06	Mouth	95	96.9	-	-	1	1.0	-	-	1	1.0	-	-	1	1.0	98	100.0
C07-08	Salivary Gland	10	100.0	-	-	-	-	-	-	-	-	-	-	-	-	10	100.0
C09	Tonsil	-	-	-	-	-	-	-	-	-	-	-	-	-	-	-	-
C10	Oth. Oropharynx	5	100.0	-	-	-	-	-	-	-	-	-	-	-	-	5	100.0
C11	Nasopharynx	1	100.0	-	-	-	-	-	-	-	-	-	-	-	-	1	100.0
C12-13	Hypopharynx	20	100.0	-	-	-	-	-	-	-	-	-	-	-	-	20	100.0
C14	Pharynx Unspecified	-	-	-	-	-	-	-	-	-	-	-	-	-	-	-	-
C15	Oesophagus	48	100.0	-	-	-	-	-	-	-	-	-	-	-	-	48	100.0
C16	Stomach	66	100.0	-	-	-	-	-	-	-	-	-	-	-	-	66	100.0
C17	Small Intestine	10	100.0	-	-	-	-	-	-	-	-	-	-	-	-	10	100.0
C18	Colon	59	100.0	-	-	-	-	-	-	-	-	-	-	-	-	59	100.0
C19-20	Rectum	113	99.1	-	-	-	-	1	0.9	-	-	-	-	-	-	114	100.0
C21	Anus & Anal Canal	3	100.0	-	-	-	-	-	-	-	-	-	-	-	-	3	100.0
C22	Liver	36	100.0	-	-	-	-	-	-	-	-	-	-	-	-	36	100.0
C23-24	Gallbladder etc.	15	100.0	-	-	-	-	-	-	-	-	-	-	-	-	15	100.0
C25	Pancreas	42	100.0	-	-	-	-	-	-	-	-	-	-	-	-	42	100.0
C30-31	Nose, Sinuses etc.	7	100.0	-	-	-	-	-	-	-	-	-	-	-	-	7	100.0
C32	Larynx	3	100.0	-	-	-	-	-	-	-	-	-	-	-	-	3	100.0
C33-34	Lung etc.	96	100.0	-	-	-	-	-	-	-	-	-	-	-	-	96	100.0
C37-38	Other Thoracic Organs	3	100.0	-	-	-	-	-	-	-	-	-	-	-	-	3	100.0
C40-41	Bone	19	95.0	-	-	-	-	-	-	-	-	1	5.0	-	-	20	100.0
C43	Melanoma of Skin	32	100.0	-	-	-	-	-	-	-	-	-	-	-	-	32	100.0
C44	Other Skin	7	100.0	-	-	-	-	-	-	-	-	-	-	-	-	7	100.0
C45	Mesothelioma	-	-	-	-	-	-	-	-	-	-	-	-	-	-	-	-
C46	Kaposi Sarcoma	-	-	-	-	-	-	-	-	-	-	-	-	-	-	-	-
C47+C49	Conn. & Soft Tissue	24	100.0	-	-	-	-	-	-	-	-	-	-	-	-	24	100.0
C50	Breast	692	99.1	2	0.3	-	-	1	0.1	-	-	2	0.3	1	0.1	698	100.0
C51	Vulva	2	100.0	-	-	-	-	-	-	-	-	-	-	-	-	2	100.0
C52	Vagina	5	83.3	-	-	-	-	-	-	-	-	-	-	1	16.7	6	100.0
C53	Cervix Uteri	183	99.5	-	-	-	-	-	-	-	-	-	-	1	0.5	184	100.0
C54	Corpus Uteri	111	99.1	1	0.9	-	-	-	-	-	-	-	-	-	-	112	100.0
C55	Uterus Unspecified	4	100.0	-	-	-	-	-	-	-	-	-	-	-	-	4	100.0
C56	Ovary etc.	157	100.0	-	-	-	-	-	-	-	-	-	-	-	-	157	100.0
C57	Other Female Genital	6	100.0	-	-	-	-	-	-	-	-	-	-	-	-	6	100.0
C58	Placenta	-	-	-	-	-	-	-	-	-	-	-	-	-	-	-	-
C64	Kidney etc.	17	100.0	-	-	-	-	-	-	-	-	-	-	-	-	17	100.0
C65	Renal Pelvis	-	-	-	-	-	-	-	-	-	-	-	-	-	-	-	-
C66	Ureter	3	100.0	-	-	-	-	-	-	-	-	-	-	-	-	3	100.0
C67	Bladder	13	100.0	-	-	-	-	-	-	-	-	-	-	-	-	13	100.0
C68	Uns. Urinary Organs	-	-	-	-	-	-	-	-	-	-	-	-	-	-	-	-
C69	Eye	-	-	-	-	-	-	-	-	-	-	-	-	-	-	-	-
C70-72	Brain, Nervous System	46	100.0	-	-	-	-	-	-	-	-	-	-	-	-	46	100.0
C73	Thyroid	83	100.0	-	-	-	-	-	-	-	-	-	-	-	-	83	100.0
C74	Adrenal Gland	1	100.0	-	-	-	-	-	-	-	-	-	-	-	-	1	100.0
C81	Hodgkins Disease	13	92.9	-	-	1	7.1	-	-	-	-	-	-	-	-	14	100.0
C82-85	NHL	70	98.6	-	-	-	-	-	-	-	-	-	-	1	1.4	71	100.0
C88	Malig Imn.Prol D	-	-	-	-	-	-	-	-	-	-	-	-	-	-	-	-
C90	Multiple Myeloma	62	98.4	-	-	-	-	-	-	-	-	-	-	1	1.6	63	100.0
C91	Lymphoid Leuk.	24	100.0	-	-	-	-	-	-	-	-	-	-	-	-	24	100.0
C92-94	Myeloid Leukaemia	46	97.9	-	-	1	2.1	-	-	-	-	-	-	-	-	47	100.0
C95	Leukaemia Uns	2	100.0	-	-	-	-	-	-	-	-	-	-	-	-	2	100.0
C96	CMD, O&U LHM	21	100.0	-	-	-	-	-	-	-	-	-	-	-	-	21	100.0
O&U	Other and Uns	34	100.0	-	-	-	-	-	-	-	-	-	-	-	-	34	100.0
	All Sites	2384	99.3	3	0.1	3	0.1	2	0.1	1	0.0	3	0.1	6	0.2	2402	100.0

O & U : C26, C39, C48, C75, C76, C77, C78, C79, C80, C97

**NATIONAL CENTRE FOR DISEASE INFORMATICS AND RESEARCH
NATIONAL CANCER REGISTRY PROGRAMME**

(Indian Council of Medical Research)

**Hospital Based Cancer Registry
524 HBCR - Malabar Cancer Centre, Kannur**

Report Based on Year of Registration : 2019

TABLE 12(a): Number(#) and Proportion(%) of Cancers by Site (ICD-10) and Religion - Males

As on: 09/09/2021

ICD 10	Site	Hindu		Muslim		Christian		Others		Unknown		Total	
		#	%	#	%	#	%	#	%	#	%	#	%
C00	Lip	1	50.0	1	50.0	-	-	-	-	-	-	2	100.0
C01-02	Tongue	77	62.6	33	26.8	13	10.6	-	-	-	-	123	100.0
C03-06	Mouth	106	62.0	46	26.9	19	11.1	-	-	-	-	171	100.0
C07-08	Salivary Gland	4	50.0	3	37.5	1	12.5	-	-	-	-	8	100.0
C09	Tonsil	6	75.0	2	25.0	-	-	-	-	-	-	8	100.0
C10	Oth. Oropharynx	67	82.7	9	11.1	5	6.2	-	-	-	-	81	100.0
C11	Nasopharynx	3	33.3	5	55.6	1	11.1	-	-	-	-	9	100.0
C12-13	Hypopharynx	40	71.4	10	17.9	6	10.7	-	-	-	-	56	100.0
C14	Pharynx Unspecified	1	100.0	-	-	-	-	-	-	-	-	1	100.0
C15	Oesophagus	60	71.4	17	20.2	7	8.3	-	-	-	-	84	100.0
C16	Stomach	100	56.5	60	33.9	17	9.6	-	-	-	-	177	100.0
C17	Small Intestine	2	33.3	3	50.0	1	16.7	-	-	-	-	6	100.0
C18	Colon	42	53.8	29	37.2	7	9.0	-	-	-	-	78	100.0
C19-20	Rectum	76	61.3	42	33.9	6	4.8	-	-	-	-	124	100.0
C21	Anus & Anal Canal	5	71.4	2	28.6	-	-	-	-	-	-	7	100.0
C22	Liver	82	63.1	35	26.9	13	10.0	-	-	-	-	130	100.0
C23-24	Gallbladder etc.	9	56.2	6	37.5	1	6.2	-	-	-	-	16	100.0
C25	Pancreas	30	65.2	14	30.4	2	4.3	-	-	-	-	46	100.0
C30-31	Nose, Sinuses etc.	9	56.2	6	37.5	1	6.2	-	-	-	-	16	100.0
C32	Larynx	83	64.3	31	24.0	15	11.6	-	-	-	-	129	100.0
C33-34	Lung etc.	281	51.8	214	39.5	47	8.7	-	-	-	-	542	100.0
C37-38	Other Thoracic Organs	2	66.7	1	33.3	-	-	-	-	-	-	3	100.0
C40-41	Bone	14	63.6	5	22.7	3	13.6	-	-	-	-	22	100.0
C43	Melanoma of Skin	18	54.5	12	36.4	3	9.1	-	-	-	-	33	100.0
C44	Other Skin	5	62.5	1	12.5	2	25.0	-	-	-	-	8	100.0
C45	Mesothelioma	-	-	-	-	-	-	-	-	-	-	-	-
C46	Kaposi Sarcoma	-	-	-	-	-	-	-	-	-	-	-	-
C47+C49	Conn. & Soft Tissue	24	64.9	10	27.0	3	8.1	-	-	-	-	37	100.0
C50	Breast	5	83.3	1	16.7	-	-	-	-	-	-	6	100.0
C60	Penis	11	100.0	-	-	-	-	-	-	-	-	11	100.0
C61	Prostate	87	61.7	41	29.1	13	9.2	-	-	-	-	141	100.0
C62	Testis	5	45.5	6	54.5	-	-	-	-	-	-	11	100.0
C63	Other Male Genital	1	50.0	1	50.0	-	-	-	-	-	-	2	100.0
C64	Kidney etc.	25	62.5	10	25.0	5	12.5	-	-	-	-	40	100.0
C65	Renal Pelvis	1	33.3	1	33.3	1	33.3	-	-	-	-	3	100.0
C66	Ureter	2	66.7	1	33.3	-	-	-	-	-	-	3	100.0
C67	Bladder	39	48.8	36	45.0	5	6.2	-	-	-	-	80	100.0
C68	Uns.Urinary Organs	-	-	-	-	-	-	-	-	-	-	-	-
C69	Eye	2	33.3	3	50.0	1	16.7	-	-	-	-	6	100.0
C70-72	Brain, Nervous System	37	62.7	19	32.2	3	5.1	-	-	-	-	59	100.0
C73	Thyroid	19	63.3	8	26.7	3	10.0	-	-	-	-	30	100.0
C74	Adrenal Gland	6	60.0	2	20.0	2	20.0	-	-	-	-	10	100.0
C81	Hodgkins Disease	14	50.0	11	39.3	3	10.7	-	-	-	-	28	100.0
C82-85	NHL	66	57.4	41	35.7	8	7.0	-	-	-	-	115	100.0
C88	Malig Imn.Prol D	1	100.0	-	-	-	-	-	-	-	-	1	100.0
C90	Multiple Myeloma	55	61.1	21	23.3	14	15.6	-	-	-	-	90	100.0
C91	Lymphoid Leuk.	23	46.9	19	38.8	6	12.2	-	-	1	2.0	49	100.0
C92-94	Myeloid Leukaemia	55	69.6	15	19.0	9	11.4	-	-	-	-	79	100.0
C95	Leukaemia Uns	2	66.7	1	33.3	-	-	-	-	-	-	3	100.0
C96	CMD, O&U LHM	44	78.6	5	8.9	7	12.5	-	-	-	-	56	100.0
O&U	Other and Uns	38	58.5	24	36.9	3	4.6	-	-	-	-	65	100.0
	All Sites	1685	60.1	863	30.8	256	9.1	-	-	1	0.0	2805	100.0

O & U : C26, C39, C48, C75, C76, C77, C78, C79, C80, C97

**NATIONAL CENTRE FOR DISEASE INFORMATICS AND RESEARCH
NATIONAL CANCER REGISTRY PROGRAMME**

(Indian Council of Medical Research)

**Hospital Based Cancer Registry
524 HBCR - Malabar Cancer Centre, Kannur**

Report Based on Year of Registration : 2019

TABLE 12(b): Number(#) and Proportion(%) of Cancers by Site (ICD-10) and Religion - Females

As on: 09/09/2021

ICD 10	Site	Hindu		Muslim		Christian		Sikh		Others		Unknown		Total	
		#	%	#	%	#	%	#	%	#	%	#	%	#	%
C00	Lip	8	72.7	2	18.2	1	9.1	-	-	-	-	-	-	11	100.0
C01-02	Tongue	43	67.2	12	18.8	8	12.5	1	1.6	-	-	-	-	64	100.0
C03-06	Mouth	66	67.3	23	23.5	9	9.2	-	-	-	-	-	-	98	100.0
C07-08	Salivary Gland	8	80.0	2	20.0	-	-	-	-	-	-	-	-	10	100.0
C09	Tonsil	-	-	-	-	-	-	-	-	-	-	-	-	-	-
C10	Oth. Oropharynx	2	40.0	2	40.0	1	20.0	-	-	-	-	-	-	5	100.0
C11	Nasopharynx	-	-	-	-	1	100.0	-	-	-	-	-	-	1	100.0
C12-13	Hypopharynx	14	70.0	4	20.0	2	10.0	-	-	-	-	-	-	20	100.0
C14	Pharynx Unspecified	-	-	-	-	-	-	-	-	-	-	-	-	-	-
C15	Oesophagus	34	70.8	9	18.8	5	10.4	-	-	-	-	-	-	48	100.0
C16	Stomach	43	65.2	16	24.2	7	10.6	-	-	-	-	-	-	66	100.0
C17	Small Intestine	5	50.0	5	50.0	-	-	-	-	-	-	-	-	10	100.0
C18	Colon	39	66.1	18	30.5	2	3.4	-	-	-	-	-	-	59	100.0
C19-20	Rectum	71	62.3	32	28.1	11	9.6	-	-	-	-	-	-	114	100.0
C21	Anus & Anal Canal	2	66.7	1	33.3	-	-	-	-	-	-	-	-	3	100.0
C22	Liver	16	44.4	13	36.1	7	19.4	-	-	-	-	-	-	36	100.0
C23-24	Gallbladder etc.	10	66.7	3	20.0	2	13.3	-	-	-	-	-	-	15	100.0
C25	Pancreas	23	54.8	14	33.3	5	11.9	-	-	-	-	-	-	42	100.0
C30-31	Nose, Sinuses etc.	3	42.9	3	42.9	1	14.3	-	-	-	-	-	-	7	100.0
C32	Larynx	2	66.7	-	-	1	33.3	-	-	-	-	-	-	3	100.0
C33-34	Lung etc.	60	62.5	29	30.2	7	7.3	-	-	-	-	-	-	96	100.0
C37-38	Other Thoracic Organs	-	-	3	100.0	-	-	-	-	-	-	-	-	3	100.0
C40-41	Bone	9	45.0	8	40.0	3	15.0	-	-	-	-	-	-	20	100.0
C43	Melanoma of Skin	23	71.9	7	21.9	1	3.1	-	-	-	-	1	3.1	32	100.0
C44	Other Skin	7	100.0	-	-	-	-	-	-	-	-	-	-	7	100.0
C45	Mesothelioma	-	-	-	-	-	-	-	-	-	-	-	-	-	-
C46	Kaposi Sarcoma	-	-	-	-	-	-	-	-	-	-	-	-	-	-
C47+C49	Conn. & Soft Tissue	12	50.0	11	45.8	1	4.2	-	-	-	-	-	-	24	100.0
C50	Breast	441	63.2	187	26.8	70	10.0	-	-	-	-	-	-	698	100.0
C51	Vulva	2	100.0	-	-	-	-	-	-	-	-	-	-	2	100.0
C52	Vagina	2	33.3	3	50.0	-	-	-	-	-	-	1	16.7	6	100.0
C53	Cervix Uteri	126	68.5	44	23.9	14	7.6	-	-	-	-	-	-	184	100.0
C54	Corpus Uteri	74	66.1	25	22.3	12	10.7	-	-	-	-	1	0.9	112	100.0
C55	Uterus Unspecified	1	25.0	3	75.0	-	-	-	-	-	-	-	-	4	100.0
C56	Ovary etc.	100	63.7	38	24.2	17	10.8	-	-	-	-	2	1.3	157	100.0
C57	Other Female Genital	3	50.0	3	50.0	-	-	-	-	-	-	-	-	6	100.0
C58	Placenta	-	-	-	-	-	-	-	-	-	-	-	-	-	-
C64	Kidney etc.	10	58.8	6	35.3	1	5.9	-	-	-	-	-	-	17	100.0
C65	Renal Pelvis	-	-	-	-	-	-	-	-	-	-	-	-	-	-
C66	Ureter	2	66.7	-	-	1	33.3	-	-	-	-	-	-	3	100.0
C67	Bladder	7	53.8	4	30.8	2	15.4	-	-	-	-	-	-	13	100.0
C68	Uns. Urinary Organs	-	-	-	-	-	-	-	-	-	-	-	-	-	-
C69	Eye	-	-	-	-	-	-	-	-	-	-	-	-	-	-
C70-72	Brain, Nervous System	23	50.0	18	39.1	4	8.7	1	2.2	-	-	-	-	46	100.0
C73	Thyroid	51	61.4	22	26.5	10	12.0	-	-	-	-	-	-	83	100.0
C74	Adrenal Gland	1	100.0	-	-	-	-	-	-	-	-	-	-	1	100.0
C81	Hodgkins Disease	7	50.0	6	42.9	1	7.1	-	-	-	-	-	-	14	100.0
C82-85	NHL	39	54.9	28	39.4	4	5.6	-	-	-	-	-	-	71	100.0
C88	Malig Imn. Prol D	-	-	-	-	-	-	-	-	-	-	-	-	-	-
C90	Multiple Myeloma	36	57.1	19	30.2	7	11.1	-	-	-	-	1	1.6	63	100.0
C91	Lymphoid Leuk.	10	41.7	13	54.2	1	4.2	-	-	-	-	-	-	24	100.0
C92-94	Myeloid Leukaemia	30	63.8	15	31.9	2	4.3	-	-	-	-	-	-	47	100.0
C95	Leukaemia Uns	1	50.0	1	50.0	-	-	-	-	-	-	-	-	2	100.0
C96	CMD, O&U LHM	15	71.4	5	23.8	1	4.8	-	-	-	-	-	-	21	100.0
O&U	Other and Uns	23	67.6	10	29.4	1	2.9	-	-	-	-	-	-	34	100.0
	All Sites	1504	62.6	667	27.8	223	9.3	2	0.1	-	-	6	0.2	2402	100.0

O & U : C26, C39, C48, C75, C76, C77, C78, C79, C80, C97

**NATIONAL CENTRE FOR DISEASE INFORMATICS AND RESEARCH
NATIONAL CANCER REGISTRY PROGRAMME**

(Indian Council of Medical Research)

Hospital Based Cancer Registry

524 HBCR - Malabar Cancer Centre, Kannur

Report Based on Year of Registration : 2019

TABLE 13(a): Number(#) and Proportion(%) of Cancers by Site (ICD-10) and Education - Males

As on: 09/09/2021

ICD 10	Site	Primary		Secondary		Middle		Literate		Illiterate		Others		Unknown		Total	
		#	%	#	%	#	%	#	%	#	%	#	%	#	%	#	%
C00	Lip	-	-	2	100.0	-	-	-	-	-	-	-	-	-	-	2	100.0
C01-02	Tongue	32	26.0	30	24.4	20	16.3	17	13.8	11	8.9	11	8.9	2	1.6	123	100.0
C03-06	Mouth	45	26.3	28	16.4	34	19.9	35	20.5	18	10.5	10	5.8	1	0.6	171	100.0
C07-08	Salivary Gland	1	12.5	2	25.0	1	12.5	2	25.0	2	25.0	-	-	-	-	8	100.0
C09	Tonsil	1	12.5	2	25.0	3	37.5	2	25.0	-	-	-	-	-	-	8	100.0
C10	Oth. Oropharynx	30	37.0	7	8.6	16	19.8	16	19.8	10	12.3	2	2.5	-	-	81	100.0
C11	Nasopharynx	3	33.3	-	-	1	11.1	3	33.3	1	11.1	1	11.1	-	-	9	100.0
C12-13	Hypopharynx	20	35.7	8	14.3	11	19.6	11	19.6	4	7.1	-	-	2	3.6	56	100.0
C14	Pharynx Unspecified	-	-	-	-	-	-	1	100.0	-	-	-	-	-	-	1	100.0
C15	Oesophagus	32	38.1	17	20.2	18	21.4	8	9.5	7	8.3	1	1.2	1	1.2	84	100.0
C16	Stomach	53	29.9	37	20.9	45	25.4	18	10.2	14	7.9	6	3.4	4	2.3	177	100.0
C17	Small Intestine	3	50.0	2	33.3	1	16.7	-	-	-	-	-	-	-	-	6	100.0
C18	Colon	18	23.1	25	32.1	17	21.8	8	10.3	3	3.8	5	6.4	2	2.6	78	100.0
C19-20	Rectum	35	28.2	31	25.0	25	20.2	10	8.1	10	8.1	12	9.7	1	0.8	124	100.0
C21	Anus & Anal Canal	3	42.9	1	14.3	1	14.3	1	14.3	1	14.3	-	-	-	-	7	100.0
C22	Liver	26	20.0	39	30.0	25	19.2	10	7.7	12	9.2	12	9.2	6	4.6	130	100.0
C23-24	Gallbladder etc.	4	25.0	4	25.0	2	12.5	1	6.2	3	18.8	2	12.5	-	-	16	100.0
C25	Pancreas	12	26.1	13	28.3	8	17.4	2	4.3	5	10.9	5	10.9	1	2.2	46	100.0
C30-31	Nose, Sinuses etc.	4	25.0	3	18.8	5	31.2	1	6.2	-	-	3	18.8	-	-	16	100.0
C32	Larynx	48	37.2	23	17.8	20	15.5	29	22.5	5	3.9	3	2.3	1	0.8	129	100.0
C33-34	Lung etc.	222	41.0	79	14.6	113	20.8	39	7.2	61	11.3	14	2.6	14	2.6	542	100.0
C37-38	Other Thoracic Organs	-	-	-	-	-	-	2	66.7	-	-	1	33.3	-	-	3	100.0
C40-41	Bone	3	13.6	7	31.8	6	27.3	-	-	1	4.5	5	22.7	-	-	22	100.0
C43	Melanoma of Skin	11	33.3	9	27.3	6	18.2	2	6.1	2	6.1	3	9.1	-	-	33	100.0
C44	Other Skin	3	37.5	2	25.0	3	37.5	-	-	-	-	-	-	-	-	8	100.0
C45	Mesothelioma	-	-	-	-	-	-	-	-	-	-	-	-	-	-	-	-
C46	Kaposi Sarcoma	-	-	-	-	-	-	-	-	-	-	-	-	-	-	-	-
C47+C49	Conn. & Soft Tissue	9	24.3	16	43.2	5	13.5	-	-	1	2.7	6	16.2	-	-	37	100.0
C50	Breast	5	83.3	-	-	1	16.7	-	-	-	-	-	-	-	-	6	100.0
C60	Penis	5	45.5	-	-	3	27.3	1	9.1	1	9.1	1	9.1	-	-	11	100.0
C61	Prostate	38	27.0	36	25.5	22	15.6	11	7.8	19	13.5	12	8.5	3	2.1	141	100.0
C62	Testis	1	9.1	5	45.5	-	-	1	9.1	-	-	4	36.4	-	-	11	100.0
C63	Other Male Genital	1	50.0	1	50.0	-	-	-	-	-	-	-	-	-	-	2	100.0
C64	Kidney etc.	6	15.0	13	32.5	7	17.5	4	10.0	2	5.0	6	15.0	2	5.0	40	100.0
C65	Renal Pelvis	2	66.7	-	-	1	33.3	-	-	-	-	-	-	-	-	3	100.0
C66	Ureter	1	33.3	-	-	1	33.3	-	-	-	-	-	-	1	33.3	3	100.0
C67	Bladder	28	35.0	20	25.0	11	13.8	8	10.0	11	13.8	2	2.5	-	-	80	100.0
C68	Uns. Urinary Organs	-	-	-	-	-	-	-	-	-	-	-	-	-	-	-	-
C69	Eye	2	33.3	1	16.7	1	16.7	-	-	1	16.7	1	16.7	-	-	6	100.0
C70-72	Brain, Nervous System	15	25.4	21	35.6	10	16.9	1	1.7	2	3.4	10	16.9	-	-	59	100.0
C73	Thyroid	7	23.3	10	33.3	4	13.3	2	6.7	3	10.0	4	13.3	-	-	30	100.0
C74	Adrenal Gland	1	10.0	2	20.0	2	20.0	1	10.0	-	-	4	40.0	-	-	10	100.0
C81	Hodgkins Disease	5	17.9	10	35.7	5	17.9	1	3.6	3	10.7	4	14.3	-	-	28	100.0
C82-85	NHL	38	33.0	30	26.1	16	13.9	8	7.0	8	7.0	11	9.6	4	3.5	115	100.0
C88	Malig Imn.Prol D	-	-	-	-	1	100.0	-	-	-	-	-	-	-	-	1	100.0
C90	Multiple Myeloma	24	26.7	23	25.6	16	17.8	9	10.0	8	8.9	9	10.0	1	1.1	90	100.0
C91	Lymphoid Leuk.	6	12.2	20	40.8	2	4.1	2	4.1	2	4.1	15	30.6	2	4.1	49	100.0
C92-94	Myeloid Leukaemia	16	20.3	36	45.6	9	11.4	4	5.1	5	6.3	7	8.9	2	2.5	79	100.0
C95	Leukaemia Uns	-	-	-	-	1	33.3	1	33.3	1	33.3	-	-	-	-	3	100.0
C96	CMD, O&U LHM	11	19.6	25	44.6	7	12.5	-	-	2	3.6	11	19.6	-	-	56	100.0
O&U	Other and Uns	19	29.2	13	20.0	11	16.9	9	13.8	10	15.4	2	3.1	1	1.5	65	100.0
	All Sites	849	30.3	653	23.3	517	18.4	281	10.0	249	8.9	205	7.3	51	1.8	2805	100.0

O & U : C26, C39, C48, C75, C76, C77, C78, C79, C80, C97

**NATIONAL CENTRE FOR DISEASE INFORMATICS AND RESEARCH
NATIONAL CANCER REGISTRY PROGRAMME**

(Indian Council of Medical Research)

Hospital Based Cancer Registry

524 HBCR - Malabar Cancer Centre, Kannur

Report Based on Year of Registration : 2019

TABLE 13(b): Number(#) and Proportion(%) of Cancers by Site (ICD-10) and Education - Females

As on: 09/09/2021

ICD 10	Site	Primary		Secondary		Middle		Illiterate		Literate		Others		Unknown		Total	
		#	%	#	%	#	%	#	%	#	%	#	%	#	%	#	%
C00	Lip	3	27.3	-	-	1	9.1	1	9.1	5	45.5	-	-	1	9.1	11	100.0
C01-02	Tongue	12	18.8	10	15.6	9	14.1	12	18.8	14	21.9	3	4.7	4	6.2	64	100.0
C03-06	Mouth	22	22.4	4	4.1	10	10.2	30	30.6	30	30.6	1	1.0	1	1.0	98	100.0
C07-08	Salivary Gland	4	40.0	3	30.0	-	-	3	30.0	-	-	-	-	-	-	10	100.0
C09	Tonsil	-	-	-	-	-	-	-	-	-	-	-	-	-	-	-	-
C10	Oth. Oropharynx	3	60.0	-	-	1	20.0	-	-	-	-	1	20.0	-	-	5	100.0
C11	Nasopharynx	-	-	-	-	-	-	-	-	-	-	1	100.0	-	-	1	100.0
C12-13	Hypopharynx	1	5.0	2	10.0	4	20.0	4	20.0	7	35.0	-	-	2	10.0	20	100.0
C14	Pharynx Unspecified	-	-	-	-	-	-	-	-	-	-	-	-	-	-	-	-
C15	Oesophagus	11	22.9	8	16.7	6	12.5	12	25.0	8	16.7	1	2.1	2	4.2	48	100.0
C16	Stomach	12	18.2	17	25.8	14	21.2	14	21.2	2	3.0	4	6.1	3	4.5	66	100.0
C17	Small Intestine	2	20.0	1	10.0	2	20.0	-	-	2	20.0	1	10.0	2	20.0	10	100.0
C18	Colon	15	25.4	21	35.6	10	16.9	8	13.6	3	5.1	2	3.4	-	-	59	100.0
C19-20	Rectum	34	29.8	23	20.2	17	14.9	17	14.9	10	8.8	12	10.5	1	0.9	114	100.0
C21	Anus & Anal Canal	-	-	-	-	1	33.3	1	33.3	-	-	1	33.3	-	-	3	100.0
C22	Liver	11	30.6	8	22.2	6	16.7	8	22.2	1	2.8	1	2.8	1	2.8	36	100.0
C23-24	Gallbladder etc.	3	20.0	5	33.3	3	20.0	1	6.7	3	20.0	-	-	-	-	15	100.0
C25	Pancreas	14	33.3	12	28.6	4	9.5	8	19.0	3	7.1	-	-	1	2.4	42	100.0
C30-31	Nose, Sinuses etc.	1	14.3	2	28.6	-	-	2	28.6	2	28.6	-	-	-	-	7	100.0
C32	Larynx	1	33.3	-	-	-	-	1	33.3	-	-	1	33.3	-	-	3	100.0
C33-34	Lung etc.	30	31.2	15	15.6	12	12.5	11	11.5	8	8.3	10	10.4	10	10.4	96	100.0
C37-38	Other Thoracic Organs	-	-	1	33.3	2	66.7	-	-	-	-	-	-	-	-	3	100.0
C40-41	Bone	7	35.0	4	20.0	1	5.0	2	10.0	3	15.0	3	15.0	-	-	20	100.0
C43	Melanoma of Skin	10	31.2	4	12.5	6	18.8	10	31.2	2	6.2	-	-	-	-	32	100.0
C44	Other Skin	2	28.6	-	-	1	14.3	2	28.6	2	28.6	-	-	-	-	7	100.0
C45	Mesothelioma	-	-	-	-	-	-	-	-	-	-	-	-	-	-	-	-
C46	Kaposi Sarcoma	-	-	-	-	-	-	-	-	-	-	-	-	-	-	-	-
C47+C49	Conn. & Soft Tissue	7	29.2	6	25.0	5	20.8	3	12.5	-	-	3	12.5	-	-	24	100.0
C50	Breast	168	24.1	169	24.2	149	21.3	40	5.7	98	14.0	61	8.7	13	1.9	698	100.0
C51	Vulva	1	50.0	-	-	-	-	-	-	-	-	1	50.0	-	-	2	100.0
C52	Vagina	-	-	-	-	1	16.7	3	50.0	-	-	-	-	2	33.3	6	100.0
C53	Cervix Uteri	54	29.3	20	10.9	37	20.1	31	16.8	37	20.1	4	2.2	1	0.5	184	100.0
C54	Corpus Uteri	35	31.2	33	29.5	19	17.0	8	7.1	5	4.5	10	8.9	2	1.8	112	100.0
C55	Uterus Unspecified	2	50.0	1	25.0	1	25.0	-	-	-	-	-	-	-	-	4	100.0
C56	Ovary etc.	28	17.8	45	28.7	22	14.0	14	8.9	16	10.2	22	14.0	10	6.4	157	100.0
C57	Other Female Genital	3	50.0	-	-	2	33.3	1	16.7	-	-	-	-	-	-	6	100.0
C58	Placenta	-	-	-	-	-	-	-	-	-	-	-	-	-	-	-	-
C64	Kidney etc.	4	23.5	7	41.2	-	-	1	5.9	1	5.9	4	23.5	-	-	17	100.0
C65	Renal Pelvis	-	-	-	-	-	-	-	-	-	-	-	-	-	-	-	-
C66	Ureter	1	33.3	1	33.3	1	33.3	-	-	-	-	-	-	-	-	3	100.0
C67	Bladder	2	15.4	4	30.8	2	15.4	4	30.8	1	7.7	-	-	-	-	13	100.0
C68	Uns.Urinary Organs	-	-	-	-	-	-	-	-	-	-	-	-	-	-	-	-
C69	Eye	-	-	-	-	-	-	-	-	-	-	-	-	-	-	-	-
C70-72	Brain, Nervous System	8	17.4	18	39.1	6	13.0	3	6.5	6	13.0	4	8.7	1	2.2	46	100.0
C73	Thyroid	15	18.1	30	36.1	14	16.9	7	8.4	2	2.4	12	14.5	3	3.6	83	100.0
C74	Adrenal Gland	-	-	-	-	1	100.0	-	-	-	-	-	-	-	-	1	100.0
C81	Hodgkins Disease	6	42.9	5	35.7	2	14.3	-	-	-	-	1	7.1	-	-	14	100.0
C82-85	NHL	22	31.0	15	21.1	10	14.1	12	16.9	7	9.9	4	5.6	1	1.4	71	100.0
C88	Malig Imn.Prol D	-	-	-	-	-	-	-	-	-	-	-	-	-	-	-	-
C90	Multiple Myeloma	15	23.8	12	19.0	11	17.5	16	25.4	4	6.3	3	4.8	2	3.2	63	100.0
C91	Lymphoid Leuk.	10	41.7	5	20.8	-	-	1	4.2	-	-	8	33.3	-	-	24	100.0
C92-94	Myeloid Leukaemia	15	31.9	12	25.5	5	10.6	4	8.5	3	6.4	5	10.6	3	6.4	47	100.0
C95	Leukaemia Uns	-	-	-	-	-	-	1	50.0	-	-	1	50.0	-	-	2	100.0
C96	CMD, O&U LHM	4	19.0	9	42.9	4	19.0	-	-	2	9.5	2	9.5	-	-	21	100.0
O&U	Other and Uns	12	35.3	3	8.8	5	14.7	4	11.8	7	20.6	1	2.9	2	5.9	34	100.0
	All Sites	610	25.4	535	22.3	407	16.9	300	12.5	294	12.2	188	7.8	68	2.8	2402	100.0

O & U : C26, C39, C48, C75, C76, C77, C78, C79, C80, C97

**DETAILED
INFORMATION-MCC**

Table 1: Number of New and Old Cancer Cases

Sex	New	%	Old	%	Total
Female	1551	65%	842	35%	2402
Male	2052	73%	747	27%	2805

Table 2: Number and Proportion of System wise & Sex wise Cancer Incidence

System	Male	%	Female	%	Total
Digestive Organs	682	63.0%	405	37.0%	1087
Head & Neck	650	68.0%	310	32.0%	960
Breast	6	1.0%	698	99.0%	704
Respiratory system	542	85.0%	96	15.0%	638
Hematological and RE System	393	63.0%	227	37.0%	620
Gynecological system	472	100.0%	472
Male genital organ	165	100.0%	165
Urinary tract	126	79.0%	33	21.0%	159
CNS	64	59.0%	45	41.0%	109
Primary unknown	60	70.0%	26	30.0%	86
Skin	39	53.0%	35	47.0%	74
Soft tissue system	34	59.0%	24	41.0%	58
Skeletal-bones etc	26	52.0%	24	48.0%	50
Endocrine glands	12	80.0%	3	20.0%	15
Intrathoracic organs	3	50.0%	3	50.0%	6
Peripheral nervous system	3	75.0%	1	25.0%	4
Total	2805	54.0%	2402	46.0%	5207

Table 3: Number (#) and Proportion of System wise habits and family history

System wise habit details									
System	Smoking	%	Alcohol	%	pan chewing	%	Family History	%	No. of patients
Digestive Organs	319	29.3%	238	21.9%	84	7.7%	179	16.5%	1087
Head & Neck	415	43.2%	328	34.2%	330	34.4%	198	20.6%	960
Breast	9	1.3%	9	1.3%	24	3.4%	188	26.7%	704
Respiratory system	406	63.6%	186	29.2%	78	12.2%	76	11.9%	638
Hematological and RE System	104	16.8%	106	17.1%	40	6.5%	59	9.5%	620
Gynecological system	4	0.8%	2	0.4%	12	2.5%	107	22.7%	472
Male genital organ	51	30.9%	31	18.8%	12	7.3%	30	18.2%	165
Urinary tract	66	41.5%	28	17.6%	11	6.9%	27	17.0%	159
CNS	15	13.8%	11	10.1%	4	3.7%	10	9.2%	109
Primary unknown	34	39.5%	20	23.3%	13	15.1%	9	10.5%	86
Skin	14	18.9%	12	16.2%	10	13.5%	11	14.9%	74
Soft tissue system	11	19.0%	12	20.7%	0	0.0%	8	13.8%	58
skeletal-bones .	3	6.0%	4	8.0%	2	4.0%	4	8.0%	50
Endocrine glands	3	20.0%	2	13.3%	1	6.7%	3	20.0%	15
Intrathoracic organs	0	0.0%	0	0.0%	0	0.0%	1	16.7%	6
Peripheral nervous system	0	0.0%	0	0.0%	0	0.0%	0	0.0%	4

Family History/ Hereditary Cancer

Table 4: Numbers (#) and Proportion of Family History with Hereditary Cancers

Site	No.of patients	%	Total
Breast	188	26.7%	704
Rectum	30	16.5%	182
Ovary	38	24.2%	157
Prostate	25	17.7%	141
Colon	30	21.9%	137

Ten Leading Cancers - irrespective of Sex

Leading site	Male	%	Female	%	Total
Breast	6	0.9%	698	99.1%	704
Lung	542	85.0%	96	15.0%	638
Mouth	171	63.6%	98	36.4%	269
Stomach	177	72.8%	66	27.2%	243
Rectum	124	52.1%	114	47.9%	238
Tongue	123	65.8%	64	34.2%	187
NHL	115	61.8%	71	38.2%	186
Cervix	0	0.0%	184	100.0%	184
Liver	130	78.3%	36	21.7%	166
Ovary	0	0.0%	157	100.0%	157

I Breast Cancer

- Total Number (ICD 10: C50) : 704
- Breast cancer is the first leading cancer among females : 29.1%
- Peak age group: 55-59 years in females
- Histology: Infiltrating Ductal Carcinoma: 83.7% in females
- Method of diagnosis: Microscopic : 96.3 % in females
- Detailed Microscopic diagnosis: Histology of Primary: 90.1% in females
- Broad treatment group: Treatment only at RI: 51.6% in females
- Clinical extent of disease before treatment (Treatment only at RI): Direct extension with regional node: 50%
- Intention to treat : Curative/Radical: 66.6%
- Composite stage : Stage 2: 46.1%

Table 1: Number and Relative Proportion of Breast cancer by five year age group

breast					
Age	Male	%	Female	%	Total
20-24	0	0.0%	2	0.3%	2
25-29	0	0.0%	4	0.6%	4
30-34	0	0.0%	25	3.6%	25
35-39	0	0.0%	56	8.0%	56
40-44	0	0.0%	76	10.9%	76
45-49	1	16.7%	102	14.6%	103
50-54	0	0.0%	100	14.3%	100
55-59	1	16.7%	107	15.3%	108
60-64	2	33.3%	97	13.9%	99
65-69	0	0.0%	62	8.9%	62
70-74	1	16.7%	34	4.9%	35
>=75	1	16.7%	33	4.7%	34
Total	6	100.0%	698	100.0%	704

Table 2 : Number and Relative Proportion of Breast cancer by Broad treatment group

breast					
Broad treatment group	Male	%	Female	%	Total
Prior treatment only	1	16.7	100	14.3	101
Prior & treatment At RI	1	16.7	128	18.3	129
Treatment only at RI	4	66.7	362	51.9	366
No treatment	-		108	15.5	108
Total	6	100.0	698	100.0	704

Table 3: Number and Relative Proportion of Breast cancer by Clinical extent of disease (Treatment only at RI)

breast					
Clinical Extent before treatment	Male	%	Female	%	Total
Direct Extension	0	0.0%	38	10.6%	38
Direct Extension with Regional Nodes	3	75.0%	180	50.0%	183
Distant Metastasis	0	0.0%	53	14.7%	53
Localized	1	25.0%	89	24.7%	90
Total	4	100.0%	360	100.0%	364

Table 4: Number and Relative Proportion of Breast cancer by Composite stage

breast					
Composite stage	Male	%	Female	%	Total
stage1	0	0.0%	56	8.0%	56
stage2	2	33.3%	322	46.1%	324
stage3	2	33.3%	177	25.4%	179
stage4	1	16.7%	103	14.8%	104
unknown	1	16.7%	40	5.7%	41
Total	6	100.0%	698	100.0%	704

Table 5 : Number and Relative Proportion of Breast cancer by intention to treat

breast					
Intention	Male	%	Female	%	count
Curative / Radical	4	66.7%	465	66.6%	469
No Treatment	0	0.0%	114	16.3%	114
Palliative	2	33.3%	108	15.5%	110
Symptomatic	0	0.0%	11	1.6%	11
Total	6	100.0%	698	100.0%	704

Table 6: Number and Relative Proportion of Breast cancer by Diagnostic status

breast					
Diagnostic status	Male	%	Female	%	Total
Microscopically Confirmed	6	100.0%	672	96.3%	678
Not registered at RI	0	...	2	0.3%	2
Suspected (Microscopically / Radiologically)	0	...	24	3.4%	24
Total	6	100.0%	698	100.0%	704

Table 7: Number and Relative Proportion of Breast cancer by Detailed Microscopic Diagnosis

Breast					
Method of diagnosis	Male	%	Female	%	Total
Cytology of Metastasis	...		2	0.3%	2
Cytology of Primary	...		36	5.4%	36
Histology of Metastasis	...		5	0.7%	5
Histology of Primary	6	100%	629	93.6%	635
Total	6	100.0	672	100.0	678

Table 8: Number and Relative Proportion of Breast cancer by Morphology

breast					
Morphology	Male	%	Female	%	Total
INFILTRATING DUCT CARCINOMA	6	100%	584	83.7%	590
NEOPLASM MALIGNANT			32	4.6%	32
CARCINOMA			22	3.2%	22
INFILTRATING LOBULAR CARCINOMA			15	2.1%	15
MUCINOUS ADENOCARCINOMA			8	1.1%	8
MEDULLARY CARCINOMA			6	0.9%	6
PAPILLARY CARCINOMA			5	0.7%	5
METAPLASTIC CARCINOMA			4	0.6%	4
INFILTRATING PAPILLARY ADENOCA.			4	0.6%	4

TUBULAR ADENOCARCINOMA			2	0.3%	2
MALIGNANT PHYLLOIDES TUMOUR			2	0.3%	2
INFILTRATING DUCT MIXED WITH OTHER TYPES OF CA.			2	0.3%	2
PAILLARY CA ENCAPSULATED			2	0.3%	2
ADENOSQUAMOUS CARCINOMA			1	0.1%	1
ADENOCARCINOMA			1	0.1%	1
SMALL CELL CARCINOMA			1	0.1%	1
NEUROENDOCRINE CARCINOMA			1	0.1%	1
INFILTRATING LOBULAR MIXED WITH OTHER TYPES OF CARCINOMA			1	0.1%	1
SQUAMOUS CELL CARCINOMA			1	0.1%	1
PAGET DISEASE			1	0.1%	1
INTRACYSTIC CARCINOMA			1	0.1%	1
ADENOID CYSTIC CARCINOMA			1	0.1%	1
SOLID PAPILARY CARCINOMA			1	0.1%	1
Total	6		698		704

II Lung Cancer

- Total Number (ICD 10: C33-34) :638 (15% females and 85% males)
- Lung cancer is the first leading cancer among males
- Ist leading cancer among males : 19.3%
- Peak age group: 60-64 years in males and females
- Histology: Adenocarcinoma: 44.8 % in females and 28.8% in males
- Method of diagnosis: Microscopic : 79.2% in females and 83% in males
- Detailed Microscopic diagnosis: Histology of Primary: 63.5% in females and 69.6% in males.
- Broad treatment group: Treatment only at RI: 25% in females and 36.2% in males
- Clinical extent of disease before treatment(Treatment only at RI) : Distant: 87.5% in females and 60.7% in males
- Intention to treat : Palliative: 51% in females and 55% in males
- Composite stage: Stage 4:69 % in males and 79.2 % in females

Table 9: Number and Relative Proportion of Lung cancer by five year age group

Lung					
Age	Male	%	Female	%	Total
30-34	2	0.4%	1	1.0%	3
35-39	2	0.4%	2	2.1%	4
40-44	4	0.7%	5	5.2%	9
45-49	19	3.5%	7	7.3%	26
50-54	30	5.5%	10	10.4%	40
55-59	69	12.7%	13	13.5%	82
60-64	135	24.9%	20	20.8%	155
65-69	125	23.1%	14	14.6%	139
70-74	103	19.0%	11	11.5%	114
>=75	53	9.8%	13	13.5%	66
Total	542	100.0%	96	100.0%	638

Table 10: Number and Relative Proportion of Lung cancer by Broad Treatment Groups

Lung					
Broad treatment group	Male	%	Female	%	Total
Prior treatment only	53	9.8	14	14.6	67
Prior & treatment At RI	11	2	6	6.2	17
Treatment only at RI	197	36.3	24	25.0	221
No treatment	281	51.8	52	54.2	333
Total	542	100.0	96	100.0	638

Table 11: Number and Relative Proportion of Lung cancer by Clinical Extent of Disease (Treatment only at RI)

Lung					
Clinical Extent before treatment	Male	%	Female	%	Total
Direct Extension	7	3.6%	0	0.0%	7
Direct Extension with Regional Nodes	51	26.0%	1	4.2%	52
Distant Metastasis	119	60.7%	21	87.5%	140
Localized	14	7.1%	2	8.3%	16
Too Advanced	5	2.6%	0	0.0%	5
Total	196	100.0%	24	100.0%	220

Table 12: Number and Relative Proportion of Lung cancer by histology

Lung					
Morphology	Male	%	Female	%	Total
ADENOCARCINOMA	156	28.8%	43	44.8%	199
NEOPLASM MALIGNANT	138	25.5%	35	36.5%	173
SQUAMOUS CELL CARCINOMA	129	23.8%	7	7.3%	136
NON-SMALL CELL CARCINOMA	44	8.1%	2	2.1%	46
SMALL CELL CARCINOMA	41	7.6%	1	1.0%	42
CARCINOMA	11	2.0%	3	3.1%	14
ACINAR CELL CA.	7	1.3%	3	3.1%	10
SPINDLE CELL SARCOMA	4	0.7%	0	0.0%	4
PAPILLARY ADENOCARCINOMA	2	0.4%	0	0.0%	2
PLEOMORPHIC CARCINOMA	2	0.4%	0	0.0%	2
ADENOSQUAMOUS CARCINOMA	1	0.2%	1	1.0%	2
SQUAMOUS CELL CARCINOMA KERATINIZING	1	0.2%	0	0.0%	1
SMALL CELL SARCOMA	1	0.2%	0	0.0%	1
LARGE CELL CARCINOMA	0	0.0%	1	1.0%	1
NEUROENDOCRINE CARCINOMA	1	0.2%	0	0.0%	1
ADENOCARCINOMA WITH MIXED SUBTYPES	1	0.2%	0	0.0%	1
MUCINOUS ADENOCARCINOMA	1	0.2%	0	0.0%	1
BASALOID SCC	1	0.2%	0	0.0%	1
ATYPICAL CARCINOID TUMOR - MD	1	0.2%	0	0.0%	1
Total	542	100.0%	96	100.0%	638

Table 13: Number and Relative Proportion of Lung cancer by Intention to treat

Lung					
intention	Male	%	Female	%	Total
Curative / Radical	51	9.4%	3	3.1%	54
No Treatment	73	13.5%	21	21.9%	94
Pain Relief only	4	0.7%	0	0.0%	4
Palliative	298	55.0%	49	51.0%	347
Symptomatic	116	21.4%	23	24.0%	139
Total	542	100.0%	96	100.0%	638

Table 14: Number and Relative Proportion of Lung cancer by Composite stage

Lung					
Composite stage	Male	%	Female	%	Total
stage1	3	0.6%	1	1.0%	4
stage2	18	3.3%	1	1.0%	19
stage3	97	17.9%	8	8.3%	105
stage4	374	69.0%	76	79.2%	450
Unknown	50	9.2%	10	10.4%	60
Total	542	100.0%	96	100.0%	638

Table 15: Number and Relative Proportion of Lung cancer by Diagnostic status

Lung					
Diagnostic status	Male	%	Female	%	Total
Microscopically Confirmed	450	83.0%	76	79.2%	526
Not registered at RI	0	0.0%	1	1.0%	1
Suspected (Clinically / To rule out Malignancy)	1	0.2%	0	0.0%	1
Suspected (Microscopically / Radiologically)	91	16.8%	19	19.8%	110
Total	542	100.0%	96	100.0%	638

Table 16: Number and Relative Proportion of Lung cancer by Detailed Microscopic Diagnosis

Lung					
Method of diagnosis	Male	%	Female	%	Total
Cytology of Metastasis	20	4.5%	3	4%	23
Cytology of Primary	25	5.6%	1	1.3%	26
Histology of Metastasis	27	6%	10	13.3%	37
Histology of Primary	378	84%	62	81.3%	440
Total	450		76		526

III Mouth

- Total Number (ICD 10: C03-06) : 269
- 3rd leading cancer among males.
- 6th leading cancer among females
- Peak age group: 60-64 years in males and in females
- Histology : Squamous cell carcinoma : 74.5% in females and 84.2% in males
- Method of diagnosis: Microscopic: 91.8% in females and 97.7% in males
- Detailed Microscopic diagnosis: Histology of Primary: 91.8 % in females and 96.5% in males.
- Broad treatment group: Treatment Only at RI: 57.1% in females and 60.8% in males
- Clinical extent of disease before treatment (Treatment only at RI): Direct extension with regional nodes :51.8 % in females and 65.4 % in males
- Intention to treat : Curative/Radical: 51% in females and 53.8% in males
- Composite stage : Stage 3 : 41.5% in males and 49 % in females

Table 17: Number and Relative Proportion of Mouth cancer by five year age group

Mouth					
Age	Male	%	Female	%	Total
0-4	1	0.6%	0	0.0%	1
20-24	0	0.0%	1	1.0%	1
25-29	0	0.0%	1	1.0%	1
30-34	2	1.2%	1	1.0%	3
35-39	3	1.8%	1	1.0%	4
40-44	18	10.5%	2	2.0%	20
45-49	16	9.4%	5	5.1%	21
50-54	22	12.9%	9	9.2%	31
55-59	17	9.9%	9	9.2%	26
60-64	26	15.2%	15	15.3%	41
65-69	24	14.0%	13	13.3%	37
70-74	21	12.3%	12	12.2%	33
>=75	21	12.3%	29	29.6%	50
Total	171	100.0%	98	100.0%	269

Table 18: Number and Relative Proportion of Mouth cancer by Broad treatment group

Mouth					
Broad treatment group	Male	%	Female	%	Total
Prior treatment only	18	10.5	9	9.2	27
Prior & treatment At RI	11	6.4	9	9.2	20
Treatment only at RI	104	60.8	56	57.1	160
No treatment	38	22.2	24	24.5	62
Total	171	100.0	98	100.0	269

Table 19: Number and Relative Proportion of Mouth cancer by Clinical Extent of Disease (Treatment only at RI)

Mouth					
Clinical Extent before treatment	Male	%	Female	%	Total
Direct Extension	15	14.4%	8	14.3%	23
Direct Extension with Regional Nodes	68	65.4%	29	51.8%	97
Distant Metastasis	2	1.9%	2	3.6%	4
Localized	19	18.3%	17	30.4%	36
Total	104	100.0%	56	100.0%	160

Table 20: Number and Relative Proportion of Mouth cancer by Composite stage

Mouth					
Composite stage	Male	%	Female	%	total
stage1	8	4.7%	4	4.1%	12
stage2	27	15.8%	16	16.3%	43
stage3	71	41.5%	48	49.0%	119
stage4	57	33.3%	26	26.5%	83
Unknown	8	4.7%	4	4.1%	12
Total	171	100.0%	98	100.0%	269

Table 21: Number and Relative Proportion of Mouth cancer by intention to treat

Mouth					
intention	Male	%	Female	%	count
Curative / Radical	92	53.8%	50	51.0%	142
No Treatment	24	14.0%	4	4.1%	28
Palliative	49	28.7%	37	37.8%	86
Symptomatic	6	3.5%	7	7.1%	13
Total	171	100.0%	98	100.0%	269

Table 22: Number and Relative Proportion of Mouth cancer by Diagnostic status

Mouth					
Diagnostic status	Male	%	Female	%	Total
Microscopically Confirmed	167	97.7%	90	91.8%	257
Not registered at RI	3	1.8%	3	3.1%	6
Suspected (Clinically / To rule out Malignancy)	1	0.6%	0	0.0%	1
Suspected (Microscopically / Radiologically)	0	0.0%	5	5.1%	5
Total	171	100.0%	98	100.0%	269

Table 23: Number and Relative Proportion of Mouth cancer by Detailed microscopic diagnosis

Mouth					
Method of diagnosis	Male	%	Female	%	Total
Cytology of Metastasis	1	0.6%	0	0.0%	1
Cytology of Primary	1	0.6%	0	0.0%	1
Histology of Primary	165	98.8%	90	100%	255
Total	167		90		257

Table 24: Number and Relative Proportion of Mouth cancer by Morphology

Mouth					
Morphology	Male	%	Female	%	Total
SQUAMOUS CELL CARCINOMA	144	84.2%	73	74.5%	217
NEOPLASM MALIGNANT	5	2.9%	8	8.2%	13
SQUAMOUS CELL CARCINOMA MICROINVASIVE	3	1.8%	5	5.1%	8
VERRUCOUS CARCINOMA	3	1.8%	5	5.1%	8
CARCINOMA	5	2.9%	0	0.0%	5
ADENOID CYSTIC CARCINOMA	4	2.3%	0	0.0%	4

MUCOEPIDERMOID CARCINOMA	0	0.0%	4	4.1%	4
SCC - ACANTHOLYTIC	1	0.6%	1	1.0%	2
PAPILLARY ADENOCARCINOMA	1	0.6%	0	0.0%	1
ADENOSQUAMOUS CARCINOMA	1	0.6%	0	0.0%	1
HEMANGIOSARCOMA	1	0.6%	0	0.0%	1
CARCINOMA UNDIFFERENCIATED	0	0.0%	1	1.0%	1
SCC SPINDLE CELL CA	1	0.6%	0	0.0%	1
BASALOID SCC	1	0.6%	0	0.0%	1
SMALL CELL SARCOMA	1	0.6%	0	0.0%	1
MUCOSAL LENTIGINOUS MELANOMA	0	0.0%	1	1.0%	1
Total	171	100.0%	98	100.0%	269

IV Stomach

- Total Number (ICD 10: C16) : 243
- Stomach cancer is the 2nd leading site among males 10th leading site among females
- Peak age group: 65-69 years in males and 60-64 years in females
- Histology : Adenocarcinoma :55.9 % in males and 50 % in females
- Method of diagnosis: Microscopic: 94.4% in males and 87.9% in females
- Detailed Microscopic diagnosis: Histology of Primary: 93.2% in males and 84.8 % in females.
- Broad treatment group: Treatment only at RI: 23.7% in males and 19.7% in females
- Clinical extent of disease before treatment (Treatment only at RI) : Direct extension with regional nodes : 42.9 % in males and 40.8 % in females
- Intention to treat : Curative: 22.6 % in males and 21.2% in females.
- Composite stage: Stage 4 : 42.4 % in males and 43.9% in females

Table 25: Number and Relative Proportion of Stomach cancer by Five year age group

Stomach					
Age	Male	%	Female	%	Total
15-19	0	0.0%	1	1.5%	1
30-34	0	0.0%	2	3.0%	2
35-39	2	1.1%	2	3.0%	4
40-44	7	4.0%	3	4.5%	10
45-49	7	4.0%	3	4.5%	10
50-54	18	10.2%	10	15.2%	28
55-59	31	17.5%	7	10.6%	38
60-64	21	11.9%	11	16.7%	32
65-69	33	18.6%	7	10.6%	40
70-74	29	16.4%	10	15.2%	39
>=75	29	16.4%	10	15.2%	39
Total	177	100.0%	66	100.0%	243

Table 26: Number and Relative Proportion of Stomach cancer by Broad treatment group

Stomach					
Broad treatment group	Male	%	Female	%	Total
Prior treatment only	41	23.2	14	21.2	55
Prior & treatment At RI	9	5.1	3	4.5	12
Treatment only at RI	43	24.3	13	19.7	56
No treatment	84	47.5	36	54.5	120
Total	177	100.0	66	100.0	243

Table 27: Number and Relative Proportion of Stomach cancer by Clinical extent of disease (Treatment only at RI)

Stomach					
Clinical Extent before treatment	Male	%	Female	%	Total
Direct Extension	2	4.8%	1	7.7%	3
Direct Extension with Regional Nodes	18	42.9%	4	30.8%	22
Distant Metastasis	6	14.3%	1	7.7%	7
Localized	12	28.6%	6	46.2%	18
Too Advanced	4	9.5%	1	7.7%	5
Total	42	100.0%	13	100.0%	55

Table 28: Number and Relative Proportion of Stomach cancer by Composite stage

Stomach					
Composite stage	Male	%	Female	%	Total
stage1	1	0.6%	1	1.5%	2
stage2	6	3.4%	3	4.5%	9
stage3	41	23.2%	16	24.2%	57
stage4	75	42.4%	29	43.9%	104
Unknown	54	30.5%	17	25.8%	71
Total	177	100.0%	66	100.0%	243

Table 29: and Relative Proportion of Stomach cancer by intention to treat

Stomach					
intention	Male	%	Female	%	Total
Curative / Radical	40	22.6%	14	21.2%	54
No Treatment	34	19.2%	6	9.1%	40
Palliative	51	28.8%	16	24.2%	67
Symptomatic	52	29.4%	30	45.5%	82
Total	177	100.0%	66	100.0%	243

Table 30: Number and Relative Proportion of Stomach cancer by Diagnostic status

Stomach					
Diagnostic status	Male	%	Female	%	Total
Microscopically Confirmed	168	94.9%	58	87.9%	226
Not registered at RI	1	0.6%	0	0.0%	1
Suspected (Clinically / To rule out Malignancy)	0	0.0%	1	1.5%	1
Suspected (Microscopically / Radiologically)	8	4.5%	7	10.6%	15
Total	177	100.0%	66	100.0%	243

**Table 31 : Number and Relative Proportion of Stomach cancer
by Detailed Microscopic Diagnosis**

Stomach					
Method of diagnosis	Male	%	Female	%	Total
Cytology of Metastasis	2	1.2%	1	1.7%	3
Histology of Metastasis	1	0.6%	1	1.7%	2
Histology of Primary	165	98.2%	56	96.6%	221
Total	168		58		226

Table 32: Number and Relative Proportion of Stomach cancer by Morphology

Stomach					
Morphology	Male	%	Female	%	Total
ADENOCARCINOMA	99	55.9%	33	50.0%	132
SIGNET RING CELL CARCINOMA	26	14.7%	6	9.1%	32
CARCINOMA	17	9.6%	10	15.2%	27
NEOPLASM MALIGNANT	12	6.8%	10	15.2%	22
TUBULAR ADENOCARCINOMA	7	4.0%	1	1.5%	8
GASTROINTESTINAL STROMAL TU- MOR, MALIGNANT	4	2.3%	2	3.0%	6
MUCIN SECRETING ADENOCA	4	2.3%	1	1.5%	5
SQUAMOUS CELL CARCINOMA	4	2.3%	1	1.5%	5
NEUROENDOCRINE CARCINOMA	2	1.1%	0	0.0%	2
LEIOMYOSARCOMA	1	0.6%	0	0.0%	1
MUCINOUS ADENOCARCINOMA	0	0.0%	1	1.5%	1
MALIGNANT SCHWANNOMA(OBS)	0	0.0%	1	1.5%	1
ADENOSQUAMOUS CARCINOMA	1	0.6%	0	0.0%	1
Total	177	100.0%	66	100.0%	243

V. Rectum

- Total Number (ICD 10: C20) : 238
- 8th leading cancer among males and 4th leading cancer in females.
- Peak age group: 65-69 years in males and 55-59 years in females
- Histology : Adenocarcinoma: 80.6% in males and 88.6 % in females
- Method of diagnosis: Microscopic: 89.5% in males and 95.6 % in females
- Detailed Microscopic diagnosis: Histology of Primary: 87.9% in males and 95.6% in females
- Broad treatment group: Treatment only at RI : 41.9 % in males and 44.7% in females
- Clinical extent of disease before treatment (Treatment only at RI): Direct extension with regional nodes: 40.4 % in males and 43.1 % in females
- Intention to treat:Curative/Radical : 42.7% in males and 48.2 % in females
- Composite Stage : Stage 3: 36.3 % in males and 38.6 % in females

Table 33: Number and Relative Proportion of Rectum cancer by Five year age group

Rectum					
Age	Male	%	Female	%	Total
20-24	1	0.8%	0	0.0%	1
25-29	0	0.0%	1	0.9%	1
30-34	1	0.8%	3	2.6%	4
35-39	1	0.8%	4	3.5%	5
40-44	7	5.6%	6	5.3%	13
45-49	4	3.2%	4	3.5%	8
50-54	6	4.8%	15	13.2%	21
55-59	16	12.9%	18	15.8%	34
60-64	18	14.5%	16	14.0%	34
65-69	34	27.4%	16	14.0%	50
70-74	15	12.1%	14	12.3%	29
>=75	21	16.9%	17	14.9%	38
Total	124	100.0%	114	100.0%	238

Table 34: Number and Relative Proportion of Rectum cancer by Broad treatment group

Rectum					
Broad treatment group	Male	%	Female	%	Total
Prior treatment only	26	21	15	13.2	41
Prior & treatment At RI	17	13.7	13	11.4	30
Treatment only at RI	52	41.9	51	44.7	103
No treatment	29	23.4	35	30.7	64
Total	124	100.0	114	100.0	238

Table 35 : Number and Relative Proportion of Rectum cancer by Clinical extent of disease before treatment (Treatment only at RI)

Rectum					
Clinical Extent before treatment	Male	%	Female	%	Total
Direct Extension	4	7.7%	5	9.8%	9
Direct Extension with Regional Nodes	21	40.4%	22	43.1%	43
Distant Metastasis	16	30.8%	3	5.9%	19
Localized	8	15.4%	18	35.3%	26
Too Advanced	3	5.8%	3	5.9%	6
Total	52	100.0%	51	100.0%	103

Table 36: Number and Relative Proportion of Rectum cancer by Composite stage

Rectum					
Composite stage	Male	%	Female	%	Total
stage1	1	0.8%	3	2.6%	4
stage2	9	7.3%	14	12.3%	23
stage3	45	36.3%	44	38.6%	89
stage4	46	37.1%	29	25.4%	75
Unknown	23	18.5%	24	21.1%	47
Total	124	100.0%	114	100.0%	238

Table 37 : Number and Relative Proportion of Rectum cancer by intention to treat

Rectum					
Intention	Male	%	Female	%	Total
Curative / Radical	53	42.7%	55	48.2%	108
No Treatment	19	15.3%	20	17.5%	39
Palliative	38	30.6%	25	21.9%	63
Symptomatic	14	11.3%	14	12.3%	28
Total	124	100.0%	114	100.0%	238

Table 38: Number and Relative Proportion of Rectum cancer by Diagnostic status

Rectum					
Diagnostic status	Male	%	Female	%	Total
Microscopically Confirmed	111	89.5%	109	95.6%	220
Suspected (Clinically/To rule out Malignancy)	2	1.6%	0	0.0%	2
Suspected (Microscopically / Radiologically)	11	8.9%	5	4.4%	16
Total	124	100.0%	114	100.0%	238

Table 39 : Number and Relative Proportion of Rectum cancer by Method of Diagnosis

Rectum					
Method of diagnosis	Male	%	Female	%	Total
Histology of Metastasis	2	1.8%	0	0.0%	2
Histology of Primary	109	98.2%	109	100%	218
Total	111		109		220

Table 40: Number and Relative Proportion of Rectum cancer by Morphology

Rectum					
Morphology	Male	%	Female	%	Total
ADENOCARCINOMA	100	80.6%	101	88.6%	201
NEOPLASM MALIGNANT	15	12.1%	5	4.4%	20
MUCINOUS ADENOCARCINOMA	3	2.4%	2	1.8%	5
NEUROENDOCRINE CARCINOMA	2	1.6%	2	1.8%	4
CARCINOMA	1	0.8%	1	0.9%	2
MUCIN SECRETING ADENOCA	1	0.8%	1	0.9%	2
SIGNET RING CELL CARCINOMA	0	0.0%	2	1.8%	2
SQUAMOUS CELL CARCINOMA	1	0.8%	0	0.0%	1
TUBULOPAPILLARY ADENOCARCINOMA	1	0.8%	0	0.0%	1
Total	124	100.0%	114	100.0%	238

VI Tongue

- Total Number (ICD 10: C01-02) : 187
- 9th leading cancer among males
- Peak age group: 60-64 years in males and in females
- Histology : Squamous cell Carcinoma: 84.6 % in males and 76.6 % in females
- Method of diagnosis: Microscopic: 96.7% in males and 93.8% in females
- Detailed Microscopic diagnosis: Histology of Primary:96.7% in males and 90.6 % in females
- Broad treatment group: Treatment only at RI : 50.4% in males and 43.8 % in females
- Clinical extent of disease before treatment (Treatment only at RI):Localised: 37.1% in males and 35.7% in females
- Intention to treat for new patients :Curative/Radical : 64.2% in males and 54.7% in females
- Composite Stage: Stage 2: 26.8 % in males and stage 3: 28.1 % in females

Table 41 : and Relative Proportion of Tonguecancer by Five year age group

Tongue					
Age	Male	%	Female	%	Total
25-29	2	1.6%	2	3.1%	4
30-34	4	3.3%	1	1.6%	5
35-39	10	8.1%	2	3.1%	12
40-44	5	4.1%	3	4.7%	8
45-49	16	13.0%	8	12.5%	24
50-54	16	13.0%	7	10.9%	23
55-59	11	8.9%	6	9.4%	17
60-64	22	17.9%	10	15.6%	32
65-69	16	13.0%	8	12.5%	24
70-74	14	11.4%	6	9.4%	20
>=75	7	5.7%	11	17.2%	18
Total	123	100.0%	64	100.0%	187

Table 42: Number and Relative Proportion of Tongue cancer by Broad Treatment Group

Tongue					
Broad treatment group	Male	%	Female	%	Total
Prior treatment only	20	16.3	10	15.6	30
Prior & treatment At RI	6	4.9	9	16.1	15
Treatment only at RI	62	50.4	28	43.8	90
No treatment	35	28.5	17	26.6	52
Total	123	100.0	64	100.0	187

Table 43: Number and Relative Proportion of Tongue cancer by Clinical extent of disease before treatment (Treatment only at RI)

Tongue					
Clinical Extent before treatment	Male	%	Female	%	Total
Direct Extension	15	24.2%	7	25.0%	22
Direct Extension with Regional Nodes	23	37.1%	11	39.3%	34
Distant Metastasis	1	1.6%	0	0.0%	1
Localized	23	37.1%	10	35.7%	33
Total	62	100.0%	28	100.0%	90

Table 44: Number and Relative Proportion of Tongue cancer by Composite Stage

Tongue					
Composite stage	Male	%	Female	%	Total
stage1	27	22.0%	13	20.3%	40
stage2	33	26.8%	10	15.6%	43
stage3	28	22.8%	18	28.1%	46
stage4	27	22.0%	18	28.1%	45
Unknown	8	6.5%	5	7.8%	13
Total	123	100.0%	64	100.0%	187

Table 45: Number and Relative Proportion of Tongue cancer by Intention to treat

Tongue					
Intention	Male	%	Female	%	Total
Curative / Radical	79	64.2%	35	54.7%	114
No Treatment	23	18.7%	13	20.3%	36
Palliative	17	13.8%	13	20.3%	30
Symptomatic	4	3.3%	3	4.7%	7
Total	123	100.0%	64	100.0%	187

Table 46 : Number and Relative Proportion of Tongue cancer by Diagnostic Status

Tongue					
Diagnostic status	Male	%	Female	%	Total
Microscopically Confirmed	119	96.7%	60	93.8%	179
Not registered at RI	0	0.0%	2	3.1%	2
Suspected (Clinically/To rule out Malignancy)	1	0.8%	0	0.0%	1
Suspected (Microscopically/Radiologically)	3	2.4%	2	3.1%	5
Total	123	100.0%	64	100.0%	187

Table 47 : Number and Relative Proportion of Tongue cancer by Detailed Microscopic Diagnosis

Tongue					
Method of diagnosis	Male	%	Female	%	Total
Cytology of Metastasis	0	0.0%	2	3.3%	2
Histology of Primary	119	100%	58	96.7%	177
Total	119		60		179

Table 48: Number and Relative Proportion of Tongue cancer by Morphology

Tongue					
Morphology	Male	%	Female	%	Total
SQUAMOUS CELL CARCINOMA	104	84.6%	49	76.6%	153
SQUAMOUS CELL CARCINOMA MICROINVASIVE	7	5.7%	4	6.3%	11
NEOPLASM MALIGNANT	4	3.3%	6	9.4%	10
CARCINOMA	4	3.3%	2	3.1%	6
VERRUCOUS CARCINOMA	1	0.8%	3	4.7%	4
MUCOEPIDERMOID CARCINOMA	1	0.8%	0	0.0%	1
SQUAMOUS CELL CARCINOMA KERA-TINIZING	1	0.8%	0	0.0%	1
BASAL CELL CARCINOMA	1	0.8%	0	0.0%	1
Total	123	100.0%	64	100.0%	187

VII NHL

- Total Number (ICD 10: C82-85) : 186
- 7th leading cancer among males and 8th leading cancer among females
- Peak age group: 70-74 years in males and 55-59 years in females
- Histology : Non Hodgkins Lymphoma B Cell : 34.8 % in males and Diffuse Large B-Cell Lymphoma : 40.8 % in females
- Method of diagnosis: Microscopic: 98.3% in males and 95.8% in females
- Detailed Microscopic diagnosis: Histology of Primary: 76.1% in males and 69.1% in females
- Broad treatment group: Treatment only at RI : 47.8% in males and 49.3% in females
- Intention to treat : Curative/Radical : 40.9 % in males and 50.7 % in females
- Composite stage : Stage 3: 20.9% in males and 21.1% in females

Table 49: Number and Relative Proportion of NHL cancer by Five year age group

NHL					
Age	Male	%	Female	%	Total
5-9	2	1.7	-		2
10-14	1	0.9	1	1.4	2
15-19	1	0.9	-		1
20-24	-		1	1.4	1
25-29	4	3.5	1	1.4	5
30-34	-		2	2.8	2
35-39	3	2.6	7	9.9	10
40-44	4	3.5	3	4.2	7
45-49	14	12.2	6	8.5	20
50-54	12	10.4	8	11.3	20
55-59	13	11.3	10	14.1	23
60-64	15	13	9	12.7	24
65-69	15	13	10	14.1	25
70-74	20	17.4	8	11.3	28
>=75	11	9.6	5	7	16
Total	115	100.0	71	100.0	186

Table 50 : Number and Relative Proportion of NHL cancer by Broad treatment group

NHL					
Broad treatment group	Male	%	Female	%	Total
Prior treatment only	16	13.9	9	12.7	25
Prior & treatment At RI	7	6.1	10	14.1	17
Treatment only at RI	55	47.8	35	49.3	90
No treatment	37	32.2	17	23.9	54
Total	115	100.0	71	100.0	186

Table 51: Number and Relative Proportion of NHLcancer by Composite stage

NHL					
Composite stage	Male	%	Female	%	Total
stage1	11	9.6	10	14.5	21
stage2	15	13	7	9.9	22
stage3	24	20.9	15	21.1	39
stage4	24	20.9	16	22.5	40
Unknown	41	35.7	23	32.4	64
Total	115		71		186

Table 52 : Number and Relative Proportion of NHLcancer by intention to treat for new patients

NHL					
intention	Male	%	Female	%	Total
Curative / Radical	47	40.9	36	50.7	83
Palliative	26	22.6	16	22.5	42
No treatment	24	20.9	14	19.7	38
Symptomatic	18	15.7	5	7	23
Total	115	100.0	71	100.0	186

Table 53: Number and Relative Proportion of NHL cancer by Diagnostic status

NHL					
Diagnostic status	Male	%	Female	%	Total
Microscopically Confirmed	113	98.3	68	95.8	181
Suspected (Microscopically / Radiologically)	2	1.7	3	4.2	5
Total	115	100.0	71	100.0	186

Table 54: Number and Relative Proportion of NHLcancer by Detailed Microscopic diagnosis

NHL					
Method of diagnosis	Male	%	Female	%	Total
Histology of primary	86	76.1	47	69.1	133
Histology of secondary	1	0.9	-	-	1
Cytology of Primary	21	18.6	17	25	38
Bone marrow	5	4.4	4	5.9	9
Total	113	100.0	68	100.0	181

Table 55: Number and Relative Proportion of NHL cancer by Morphology

NHL					
Morphology	Male	%	Female	%	Total
NON HODGKINS LYMPHOMA B CELL	42	35.6	24	33.8	63
DIFFUSE LARGE B-CELL LYMPHOMA	30	26.1	29	40.8	59
FOLLICULAR LYMPHOMA	14	12.2	7	9.9	21
MANTLE CELL LYMPHOMA	5	4.3	3	4.2	8
LYMPHOMA -T CELL	5	4.3	2	2.8	7
PERIPHERAL T CELL LYMPHOMA	4	3.5	1	1.4	5
MYCOSIS FUNGOIDES	3	2.6	1	1.4	4
BURKITT LYMPHOMA	3	2.6	1	1.4	4
MARGINAL ZONE B-CELL LYMPHOMA	4	3.5	0	0	4
CUTANEOUS T-CELL LYMPHOMA	1	0.9	2	2.8	3
ANAPLASTIC LARGE CELL LYMPHOMA	2	1.7	1	1.4	3
LYMPHOBLASTIC LYMPHOMA	2	1.7	0	-	2
Total	115	100.0	71	100.0	186

VIII Cervix

- Total Number (ICD 10: C18) : 184
- 2nd leading cancer in females
- Peak age group: 60-64 years in females
- Histology : Squamous cell carcinoma non keratinizing : 47.8%
- Method of diagnosis: Microscopic: 96.7%
- Detailed Microscopic diagnosis: Histology of Primary: 95.7%
- Broad treatment group: Treatment only at RI : 38.6%
- Clinical extent of disease before treatment(Treatment only at RI): Localized 57.7%
- Intention to treat for new patients :Curative/Radical : 67.9%
- Composite stage: stage 3: 41.3%

Table 56 : Number and Relative Proportion of cervix cancer by Five year age group

Cervix		
Age	Female	%
20-24	1	0.5%
30-34	3	1.6%
35-39	4	2.2%
40-44	8	4.3%
45-49	26	14.1%
50-54	27	14.7%
55-59	30	16.3%
60-64	32	17.4%
65-69	31	16.8%
70-74	13	7.1%
>=75	9	4.9%
Total	184	100.0%

Table 57: Number and Relative Proportion of cervix cancer by Broad treatment group

Cervix		
Broad treatment group	Female	%
Prior treatment only	32	17.4
Prior & treatment At RI	56	30.4
Treatment only at RI	72	39.1
No treatment	24	13
Total	184	100.0

Table 58: Number and Relative Proportion of cervixcancer by Clinical extent disease before treatment (Treatment only at RI)

Cervix		
Clinical Extent before treatment	Female	%
Direct Extension	20	28.2%
Direct Extension with Regional Nodes	3	4.2%
Distant Metastasis	3	4.2%
Localized	41	57.7%
Recurrent	2	2.8%
Too Advanced	2	2.8%
Total	71	100.0%

Table 59: Number and Relative Proportion of cervix cancer by intention to treat

Cervix		
intention	Female	%
Curative / Radical	125	67.9%
No Treatment	24	13.0%
Palliative	30	16.3%
Symptomatic	5	2.7%
Total	184	100.0%

Table 60: Number and Relative Proportion of cervix cancer by composite stage

Cervix		
Composite stage	Female	%
stage1	25	13.6%
stage2	62	33.7%
stage3	76	41.3%
stage4	11	6.0%
Unknown	10	5.4%
Total	184	100.0%

Table 61: Number and Relative Proportion of cervix cancer by Diagnostic status

Cervix		
Diagnostic status	Female	%
Microscopically Confirmed	178	96.7%
No registered at RI	1	0.5%
Suspected (Microscopically / Radiologically)	5	2.7%
Total	184	100.0%

Table 62: Number and Relative Proportion of cervix cancer by Detailed Microscopic diagnosis

Cervix		
Method of diagnosis	Female	%
Cytology of Primary	2	1.1%
Histology of Primary	176	98.9%
Total	178	100.0

Table 63: Number and Relative Proportion of cervix cancer by Morphology

Cervix		
Morphology	Female	%
SQUAMOUS CELL CARCINOMA NON KERATINIZING	88	47.8%
SQUAMOUS CELL CARCINOMA KERATINIZING	35	19.0%
SQUAMOUS CELL CARCINOMA	24	13.0%
ADENOCARCINOMA	16	8.7%
CARCINOMA	7	3.8%
NEOPLASM MALIGNANT	6	3.3%
MULLERIAN MIXED TUMOR	1	0.5%
ADENOSQUAMOUS CARCINOMA	1	0.5%
TRANSITIONAL CELL CARCINOMA	1	0.5%
LEIOMYOSARCOMA	1	0.5%
MUCINOUS ADENOCARCINOMA, ENDOCERVICAL TYPE	1	0.5%
MUCINOUS ADENOCARCINOMA	1	0.5%
PAPILLARY ADENOCARCINOMA	1	0.5%
ADENOCARCINOMA, ENDOCERVICAL TYPE	1	0.5%
Total	184	100.0%

IX Liver

- Total Number (ICD 10: C15) : 166
- 6th leading cancer among males
- Peak age group: 65-69 years in males and 70-74 in females
- Histology : Hepatocellular carcinoma: 75.4% in males and 47.2% in females
- Method of diagnosis: Microscopic: 20.8% in males and 47.2% in females
- Detailed Microscopic diagnosis: Histology of Primary: 16.2% in males and 30.6% in females
- Broad treatment group: Treatment only at RI : 9.2% in males and 5.6% in females
- Clinical extent of disease before treatment (Treatment only at RI): Distant Metastasis: 33% in males.
- Intention to treat: Curative : 8.5% in males and 8.3% in females
- Composite Stage: Stage 4 : 35.4% in males and 44.4% in females

Table 64: Number and Relative Proportion of liver cancer by Five year age group

Liver					
Age	Male	%	Female	%	Total
5-9	1	0.8%	0	0.0%	1
15-19	1	0.8%	0	0.0%	1
35-39	2	1.5%	0	0.0%	2
40-44	1	0.8%	2	5.6%	3
45-49	5	3.8%	3	8.3%	8
50-54	14	10.8%	4	11.1%	18
55-59	24	18.5%	7	19.4%	31
60-64	23	17.7%	3	8.3%	26
65-69	28	21.5%	6	16.7%	34
70-74	18	13.8%	9	25.0%	27
>=75	13	10.0%	2	5.6%	15
Total	130	100.0%	36	100.0%	166

Table 65: Number and Relative Proportion of liver cancer by Broad treatment group

Liver					
Broad treatment group	Male	%	Female	%	Total
Prior treatment only	19	14.6	3	8.3	22
Prior & treatment At RI	1	0.8	2	5.6	3
Treatment only at RI	12	9.2	2	5.6	14
No treatment	98	75.4	29	80.6	127
Total	130	100.0	36	100.0	166

Table 66: Number and Relative Proportion of liver cancer by Clinical extent of disease before treatment (Treatment only at RI)

Liver					
Clinical Extent before treatment	Male	%	Female	%	Total
Direct Extension with Regional Nodes	3	25.0%	0	0.0%	3
Distant Metastasis	4	33.3%	2	100.0%	6
Localized	5	41.6%	0	0.0%	5
Total	12	100.0%	2	100.0%	14

Table 67: Number and Relative Proportion of liver cancer by composite stage

Liver					
Composite stage	Male	%	Female	%	Total
stage1	4	3.1%	1	2.8%	5
stage2	1	0.8%	0	0.0%	1
stage3	10	7.7%	2	5.6%	12
stage4	46	35.4%	16	44.4%	62
Unknown	69	53.1%	17	47.2%	86
Total	130	100.0%	36	100.0%	166

Table 68: Number and Relative Proportion of liver cancer by intention to treat

Liver					
Intention	Male	%	Female	%	Total
Curative / Radical	11	8.5%	3	8.3%	14
No Treatment	28	21.5%	10	27.8%	38
Palliative	23	17.7%	6	16.7%	29
Symptomatic	68	52.3%	17	47.2%	85
Total	130	100.0%	36	100.0%	166

Table 69: Number and Relative Proportion of liver cancer by Diagnostic status

Liver					
Diagnostic status	Male	%	Female	%	Total
Microscopically Confirmed	27	20.8%	17	47.2%	44
Suspected (Microscopically / Radiologically)	103	79.2%	19	52.8%	122
Total	130	100.0%	36	100.0%	166

Table 70: Number and Relative Proportion of liver cancer by Detailed Microscopic

Liver					
Method of diagnosis	Male	%	Female	%	Total
Cytology of Metastasis	0	0.0%	2	12.5%	2
Cytology of Primary	2	7.4%	1	6.2%	3
Histology of Metastasis	4	14.8%	2	12.5%	6
Histology of Primary	22	77.8%	11	68.8%	33
Total	27	100.0%	16		44

Table 71: Number and Relative Proportion of liver cancer by Morphology

Liver					
Morphology	Male	%	Female	%	Total
HEPATOCELLULAR CA	100	77.0%	17	47.2%	115
NEOPLASM MALIGNANT	19	14.6%	7	19.4%	26
CHOLANGIOCARCINOMA	8	6.2%	5	13.9%	13
ADENOCARCINOMA	0	0.0%	5	13.9%	5
CARCINOMA	1	0.8%	1	2.8%	2
HEPATOCELLULAR CARCINOMA, SARCOMATOID	0	0.0%	1	2.8%	1
KLATSKIN TUMOR	1	0.8%	0	0.0%	1
HEPATOBLASTOMA	1	0.8%	0	0.0%	1
Total	130	100.0%	36	100.0%	166

X Ovary

- Total Number (ICD 10: C53) :157
- 3rd leading cancer among females
- Peak age group: 55-59 years
- Histology : Serous cystadenocarcinoma: 29.9%
- Method of diagnosis: Microscopic: 87.3 %
- Detailed Microscopic diagnosis: Histology of Primary : 72%
- Broad treatment group: Treatment only at RI : 28.7%
- Clinical extent of disease before treatment (Treatment only at RI) : Distant Metastasis: 55.6 %
- Intention to treat : Curative/Radical : 54.8 %
- Composite stage: Stage 3 : 36.9 %

Table 72: Number and Relative Proportion of Ovary cancer by Five year age group

Ovary		
Age	Female	%
10-14	1	0.6%
15-19	2	1.3%
20-24	3	1.9%
25-29	1	0.6%
30-34	6	3.8%
35-39	11	7.0%
40-44	21	13.4%
45-49	18	11.5%
50-54	18	11.5%
55-59	25	15.9%
60-64	18	11.5%
65-69	21	13.4%
70-74	5	3.2%
>=75	7	4.5%
Total	157	100.0%

Table 73: Number and Relative Proportion of Ovary cancer by Broad Treatment Group

Ovary		
Broad treatment group	Female	%
Prior treatment only	41	26.1
Prior & treatment At RI	42	26.8
Treatment only at RI	45	28.7
No treatment	29	18.5
Total	157	100.0

Table 74: Number and Relative Proportion of Ovary cancer by Clinical extent of disease before treatment (Treatment only at RI)

Ovary		
Clinical Extent before treatment	Female	%
Direct Extension	5	11.1%
Direct Extension with Regional Nodes	3	6.7%
Distant Metastasis	25	55.6%
Localized	10	22.2%
Too Advanced	2	4.4%
Total	45	100.0%

Table 75: Number and Relative Proportion of Ovary cancer by Composite Stage

Ovary		
Composite stage	Female	%
stage1	25	15.9%
stage2	4	2.5%
stage3	58	36.9%
stage4	40	25.5%
Unknown	30	19.1%
Total	157	100.0%

Table 76: Number and Relative Proportion of Ovary cancer by intention to treat

Ovary		
Intention	Female	%
Curative / Radical	86	54.8%
No Treatment	30	19.1%
Palliative	24	15.3%
Symptomatic	17	10.8%
Total	157	100.0%

Table 77: Number and Relative Proportion of Ovary cancer by Diagnostic status

Ovary		
Diagnostic status	Female	%
Microscopically Confirmed	133	84.7%
X-ray/Imaging	6	3.8%
Suspected (Microscopically / Radiologically)	18	11.5%
Total	157	100.0%

Table 78: Number and Relative Proportion of Ovary cancer by Detailed Microscopic Diagnosis

Ovary		
Method of diagnosis	Female	%
Cytology of Metastasis	8	6%
Cytology of Primary	7	5.3%
Histology of Metastasis	5	3.8%
Histology of Primary	113	85.0%
Total	133	

Table 79: Number and Relative Proportion of Ovary cancer by Morphology

Ovary		
Morphology	Female	%
SEROUS CYSTADENOCARCINOMA	47	29.9%
NEOPLASM MALIGNANT	38	24.2%
ADENOCARCINOMA	24	15.3%
MUCINOUS ADENOCARCINOMA	10	6.4%
PAPILLARY SEROUS CYSTADENOCARCINOMA	8	5.1%
CLEAR CELL CARCINOMA	8	5.1%
MUCINOUS CYSTADEOCARCINOMA	5	3.2%
CARCINOMA	3	1.9%
ENDOMETROID CARCINOMA	3	1.9%
GRANULAR CELL CARCINOMA	2	1.3%
CHORIOCARCINOMA	1	0.6%
MUCIN SECRETING ADENOCA	1	0.6%
PAPILLARY ADENOCARCINOMA	1	0.6%
NEUROENDOCRINE CARCINOMA	1	0.6%
SMALL CELL CARCINOMA	1	0.6%
GRANULAR CELL TUMOR	1	0.6%
SPINDLECELL CARCINOMA	1	0.6%
DYSGERMINOMA	1	0.6%
GERM CELL TUMOUR	1	0.6%
Total	157	100.0%

ABBREVIATION

ICD – International Classification of Disease ICMR- Indian Council of Medical Research

HBCR – Hospital Based Cancer Registry

NCRP-National Cancer Registry Program

NHL- Non Hodgkin Lymphoma

RI – Reporting Institution

S- Surgery

C-Chemotherapy

R-Radiation

TRC- Tobacco Related Cancers

REFERENCES:

1. Isabel dos Santos Silva (1999), Cancer Epidemiology, Principles and Methods IARC Publications, France.
2. Maclennan et al (1978) Cancer Registration and its Techniques IARC Scientific Publications No.21 France.
3. Young J.L (1991) Hospital Based Cancer Registry in Cancer Registration Principles and Methods IARC Publications France.
4. April Fritz, Constance Percy et al. International Classification of Disease for Oncology Third Edition, World Health Organization Geneva 2000.
5. John L. Young, Steven D. Roffers et al, seer summary staging manual 2000 codes and coding instruction



Published by
Malabar Cancer Centre

(An autonomous centre under Government of Kerala)
 Thalassery-670 103, Phone : (+91) 0490 2355881, Fax: 0490 2355880
 Website: www.mcc.kerala.gov.in